

Deep Learning
Recurrent Networks:
Modelling Language
Sequence-to-Sequence models

Fall 2024

Sequence-to-sequence modelling

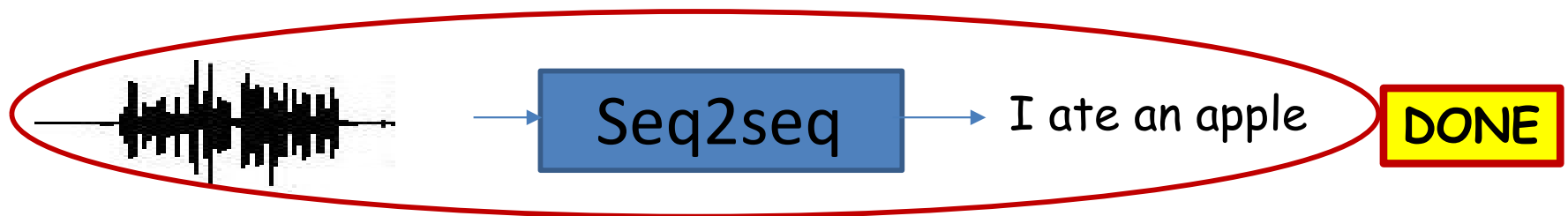
- Problem:
 - A sequence $X_1 \dots X_N$ goes in
 - A different sequence $Y_1 \dots Y_M$ comes out
- E.g.
 - Speech recognition: Speech goes in, a word sequence comes out
 - Alternately output may be phoneme or character sequence
 - Machine translation: Word sequence goes in, word sequence comes out
 - Dialog : User statement goes in, system response comes out
 - Question answering : Question comes in, answer goes out
- In general $N \neq M$
 - No synchrony between X and Y .

Sequence to sequence



- Sequence goes in, sequence comes out
- No notion of “time synchrony” between input and output
 - May even not even maintain order of symbols
 - E.g. “I ate an apple” → “Ich habe einen apfel gegessen”
 - Or even seem related to the input
 - E.g. “My screen is blank” → “Please check if your computer is plugged in.”

Sequence to sequence

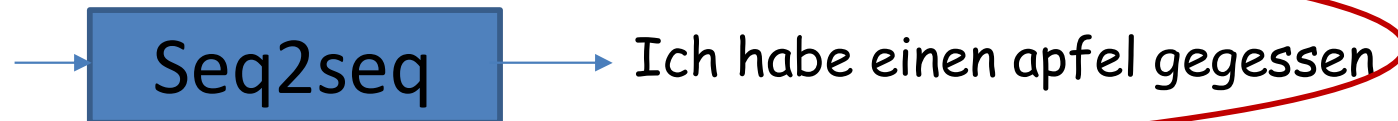


- Sequence goes in, sequence comes out
- No notion of “time synchrony” between input and output
 - May even not even maintain order of symbols
 - E.g. “I ate an apple” → “Ich habe einen apfel gegessen”
 - Or even seem related to the input
 - E.g. “My screen is blank” → “Can you check if your computer is plugged in?”

Sequence to sequence



I ate an apple




- Sequence goes in, sequence comes out
- No notion of “time synchrony” between input and output
 - May even not even maintain order of symbols
 - E.g. “I ate an apple” → “Ich habe einen apfel gegessen”
 - Or even seem related to the input
 - E.g. “My screen is blank” → “Can you check if your computer is plugged in?”

A different kind of problem

- Input and output may not have correspondence...

But first – a brief detour...



Which open source project?

```
/*
 * Increment the size file of the new incorrect UI_FILTER group information
 * of the size generatively.
 */
static int indicate_policy(void)
{
    int error;
    if (fd == MARN_EPT) {
        /*
         * The kernel blank will coeld it to userspace.
         */
        if (ss->segment < mem_total)
            unblock_graph_and_set_blocked();
        else
            ret = 1;
        goto bail;
    }
    segaddr = in_SB(in.addr);
    selector = seg / 16;
    setup_works = true;
    for (i = 0; i < blocks; i++) {
        seq = buf[i++];
        bpf = bd->bd.next + i * search;
        if (fd) {
            current = blocked;
        }
    }
    rw->name = "Getjbbregs";
    bprm_self_clearl(&iv->version);
    regs->new = blocks[(BPF_STATS << info->historidac)] | PFMR_CLOBATHINC_SECON
    return segtable;
}
```


Related math. What is it talking about?

Proof. Omitted. □

Lemma 0.1. *Let \mathcal{C} be a set of the construction.*

Let \mathcal{C} be a gerbe covering. Let \mathcal{F} be a quasi-coherent sheaves of \mathcal{O} -modules. We have to show that

$$\mathcal{O}_{\mathcal{O}_X} = \mathcal{O}_X(\mathcal{L})$$

Proof. This is an algebraic space with the composition of sheaves \mathcal{F} on $X_{\text{étale}}$ we have

$$\mathcal{O}_X(\mathcal{F}) = \{\text{morph}_1 \times_{\mathcal{O}_X} (\mathcal{G}, \mathcal{F})\}$$

where \mathcal{G} defines an isomorphism $\mathcal{F} \rightarrow \mathcal{F}$ of \mathcal{O} -modules. □

Lemma 0.2. *This is an integer \mathcal{Z} is injective.*

Proof. See Spaces, Lemma ?? □

Lemma 0.3. *Let S be a scheme. Let X be a scheme and X is an affine open covering. Let $\mathcal{U} \subset \mathcal{X}$ be a canonical and locally of finite type. Let X be a scheme. Let X be a scheme which is equal to the formal complex.*

The following to the construction of the lemma follows.

Let X be a scheme. Let X be a scheme covering. Let

$$b : X \rightarrow Y' \rightarrow Y \rightarrow Y \rightarrow Y' \times_X Y \rightarrow X.$$

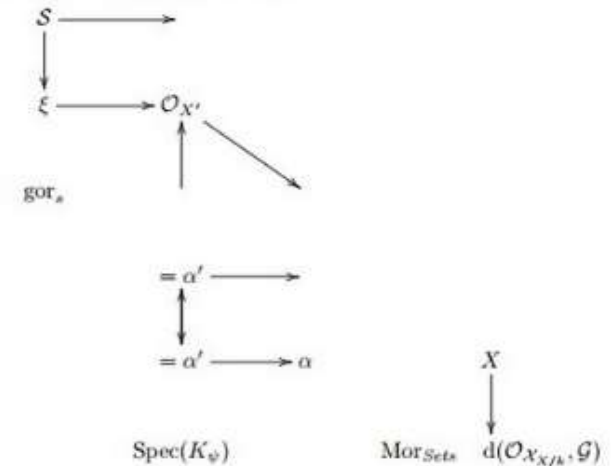
be a morphism of algebraic spaces over S and Y .

Proof. Let X be a nonzero scheme of X . Let X be an algebraic space. Let \mathcal{F} be a quasi-coherent sheaf of \mathcal{O}_X -modules. The following are equivalent

- (1) \mathcal{F} is an algebraic space over S .
- (2) If X is an affine open covering.

Consider a common structure on X and X the functor $\mathcal{O}_X(U)$ which is locally of finite type. □

This since $\mathcal{F} \in \mathcal{F}$ and $x \in \mathcal{G}$ the diagram



is a limit. Then \mathcal{G} is a finite type and assume S is a flat and \mathcal{F} and \mathcal{G} is a finite type f_* . This is of finite type diagrams, and

- the composition of \mathcal{G} is a regular sequence,
- $\mathcal{O}_{X'}$ is a sheaf of rings.

□

Proof. We have see that $X = \text{Spec}(R)$ and \mathcal{F} is a finite type representable by algebraic space. The property \mathcal{F} is a finite morphism of algebraic stacks. Then the cohomology of X is an open neighbourhood of U . □

Proof. This is clear that \mathcal{G} is a finite presentation, see Lemmas ??.

A reduced above we conclude that U is an open covering of \mathcal{C} . The functor \mathcal{F} is a "field

$$\mathcal{O}_{X,x} \longrightarrow \mathcal{F}_x^{-1}(\mathcal{O}_{X_{\text{étale}}}) \longrightarrow \mathcal{O}_{X_t}^{-1} \mathcal{O}_{X_\lambda}(\mathcal{O}_{X_t}^{\#})$$

is an isomorphism of covering of \mathcal{O}_{X_t} . If \mathcal{F} is the unique element of \mathcal{F} such that X is an isomorphism.

The property \mathcal{F} is a disjoint union of Proposition ?? and we can filtered set of presentations of a scheme \mathcal{O}_X -algebra with \mathcal{F} are opens of finite type over S .

If \mathcal{F} is a scheme theoretic image points. □

If \mathcal{F} is a finite direct sum \mathcal{O}_{X_λ} is a closed immersion, see Lemma ???. This is a sequence of \mathcal{F} is a similar morphism.

And a Wikipedia page explaining it all

Naturalism and decision for the majority of Arab countries' capitalide was grounded by the Irish language by [[John Clair]], [[An Imperial Japanese Revolt]], associated with Guangzham's sovereignty. His generals were the powerful ruler of the Portugal in the [[Protestant Immineners]], which could be said to be directly in Cantonese Communication, which followed a ceremony and set inspired prison, training. The emperor travelled back to [[Antioch, Perth, October 25|21]] to note, the Kingdom of Costa Rica, unsuccessful fashioned the [[Thrales]], [[Cynth's Dajoard]], known in western [[Scotland]], near Italy to the conquest of India with the conflict. Copyright was the succession of independence in the slop of Syrian influence that was a famous German movement based on a more popular servicious, non-doctrinal and sexual power post. Many governments recognize the military housing of the [[Civil Liberalization and Infantry Resolution 265 National Party in Hungary]], that is sympathetic to be to the [[Punjab Resolution]] (PJS)[<http://www.humah.yahoo.com/guardian.cfm/7754800786d17551963s89.htm> Official economics Adjoint for the Nazism, Montgomery was swear to advance to the resources for those Socialism's rule, was starting to signing a major tripad of aid exile.]]

The unreasonable effectiveness of recurrent neural networks..

- All previous examples were *generated* blindly by a very simple *recurrent* neural network..
 - A few LSTM layers
- <http://karpathy.github.io/2015/05/21/rnn-effectiveness/>

Modern text generation is a lot more sophisticated than that

- ChatGPT...

Brief detour: Language models

- Modelling language using recurrent nets
- More generally language models and embeddings..

Language Models

- LMs model the probability distribution of token sequences in the language
 - Word sequences, if words are the tokens
- Can be used to
 - Compute the probability of a given token sequence
 - Generate sequences from the distribution of the language

Language Models

$$P(w_1 w_2 w_3 w_4 \dots) = P(w_1) P(w_2|w_1) \\ P(w_3|w_1 w_2) P(w_4|w_1 w_2 w_3) \dots$$

- The actual target is to model the probabilities of entire word sequences
- However, we typically use Bayes rule to compute this incrementally
 - Language models generally perform *next symbol prediction*
 - Always predicting the next symbol, given all previous symbols
- However, never forget, they *actually* model the probability of *entire sequences*
 - Sentences, paragraphs, books
 - They model *language*

Language modelling through next-word prediction using RNNs

Four score and seven years ???

A B R A H A M L I N C O L ??

- Problem: Given a sequence of words (or characters) predict the next one

Language modelling: Representing words

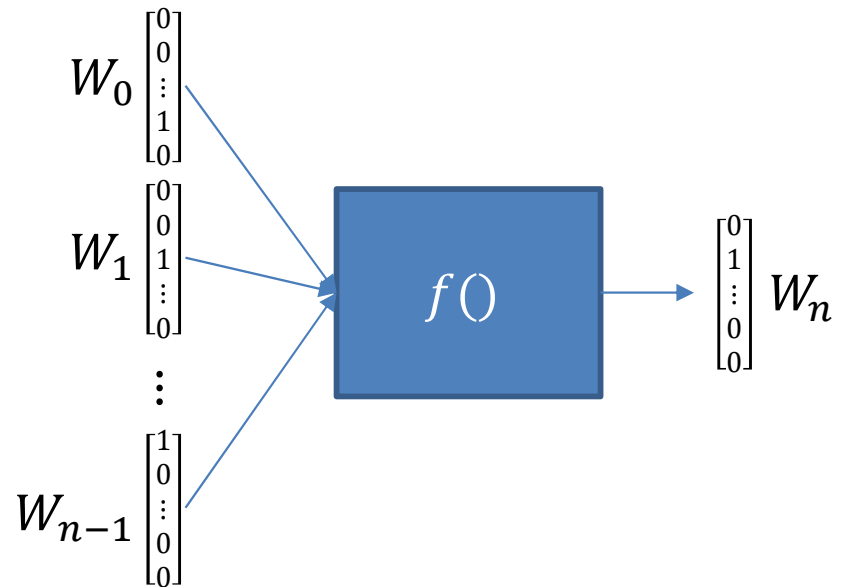
- Represent words as one-hot vectors
 - Pre-specify a vocabulary of N words in fixed (e.g. lexical) order
 - E.g. [A AARDVARK AARON ABACK ABACUS... ZZYP]
 - Represent each word by an N-dimensional vector with N-1 zeros and a single 1 (in the position of the word in the ordered list of words)
 - E.g. “AARDVARK” \rightarrow [0 1 0 0 0 ...]
 - E.g. “AARON” \rightarrow [0 0 1 0 0 0 ...]
- Characters can be similarly represented
 - English will require about 100 characters, to include both cases, special characters such as commas, hyphens, apostrophes, etc., and the space character

Predicting words

Four score and seven years ???

$$W_n = f(W_0, \dots, W_{n-1})$$

$N \times 1$ one-hot vectors



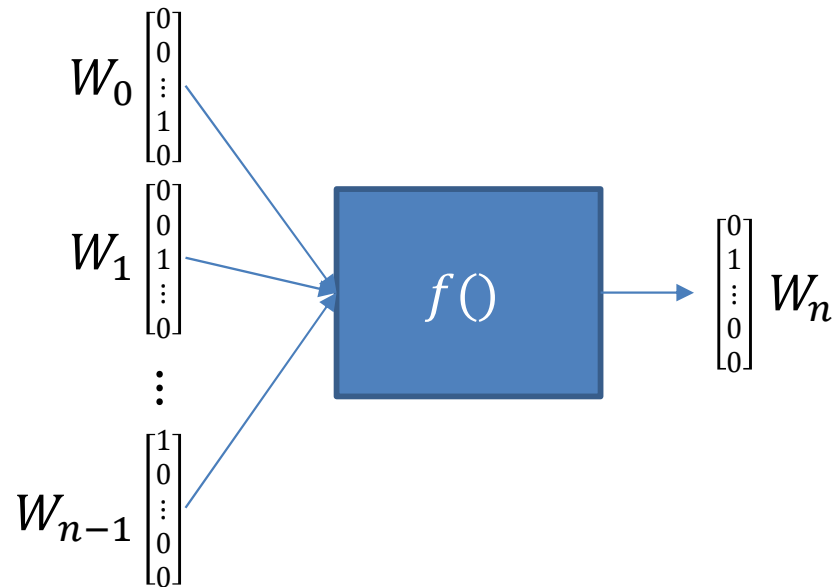
- Given one-hot representations of $W_0 \dots W_{n-1}$, predict W_n

Predicting words

Four score and seven years ???

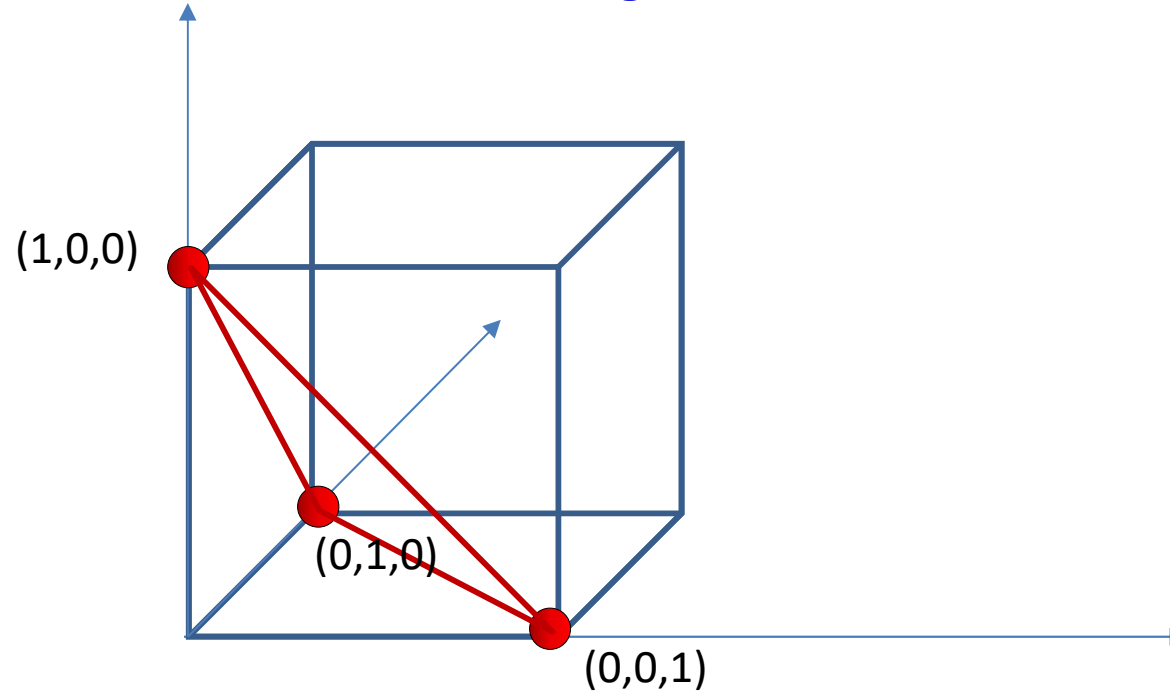
$$W_n = f(W_0, \dots, W_{n-1})$$

$N \times 1$ one-hot vectors



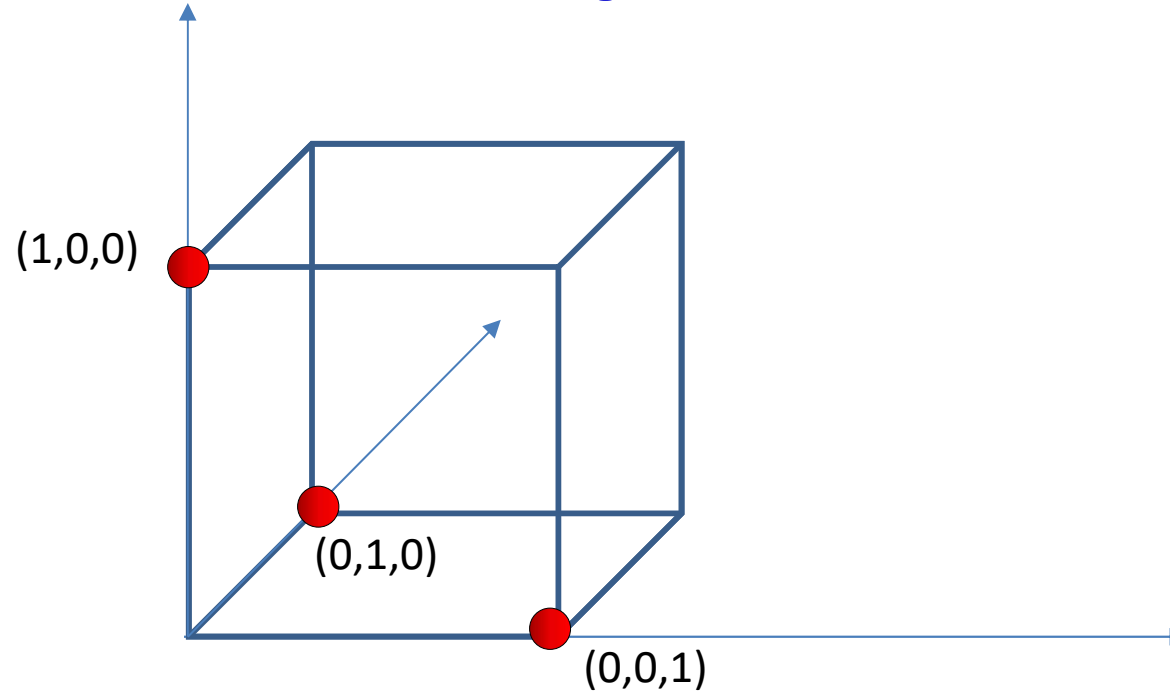
- Given one-hot representations of $W_0 \dots W_{n-1}$, predict W_n
- **Dimensionality problem:** All inputs $W_0 \dots W_{n-1}$ are both very high-dimensional and very sparse

Why one-hot representation



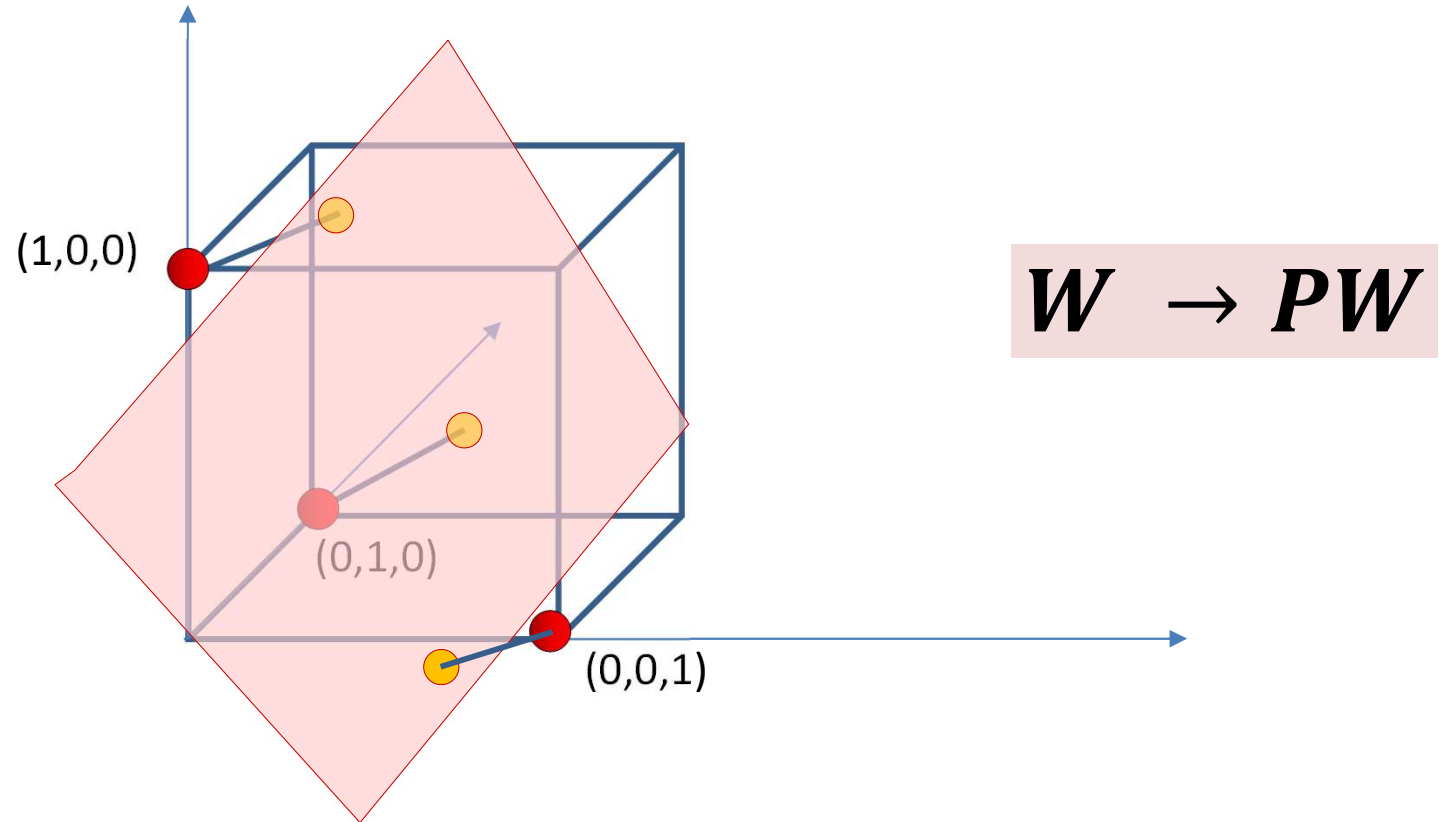
- The one-hot representation makes no assumptions about the relative importance of words
 - All word vectors are the same length
- It makes no assumptions about the relationships between words
 - The distance between every pair of words is the same

The one-hot representation



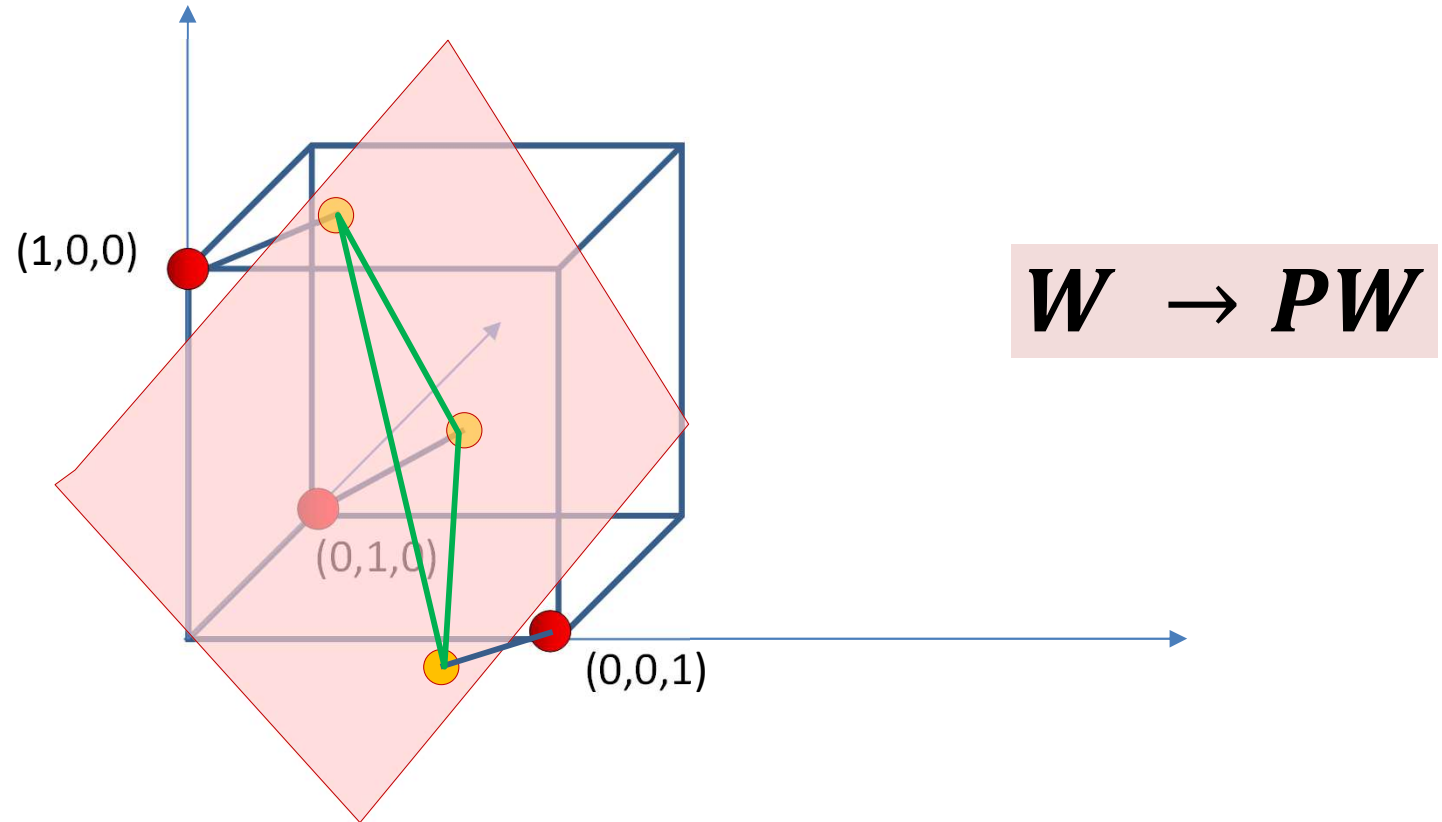
- The one hot representation uses only N corners of the 2^N corners of a unit cube
 - Actual volume of space used = 0
 - $(1, \varepsilon, \delta)$ has no meaning except for $\varepsilon = \delta = 0$
 - Density of points: $\mathcal{O}\left(\frac{N}{r^N}\right)$
- This is a tremendously inefficient use of dimensions

Solution to dimensionality problem



- Project the points onto a lower-dimensional subspace
 - Or more generally, a linear transform into a lower-dimensional subspace
 - The volume used is still 0, but density can go up by many orders of magnitude
 - Density of points: $\mathcal{O}\left(\frac{N}{r^M}\right)$

Solution to dimensionality problem

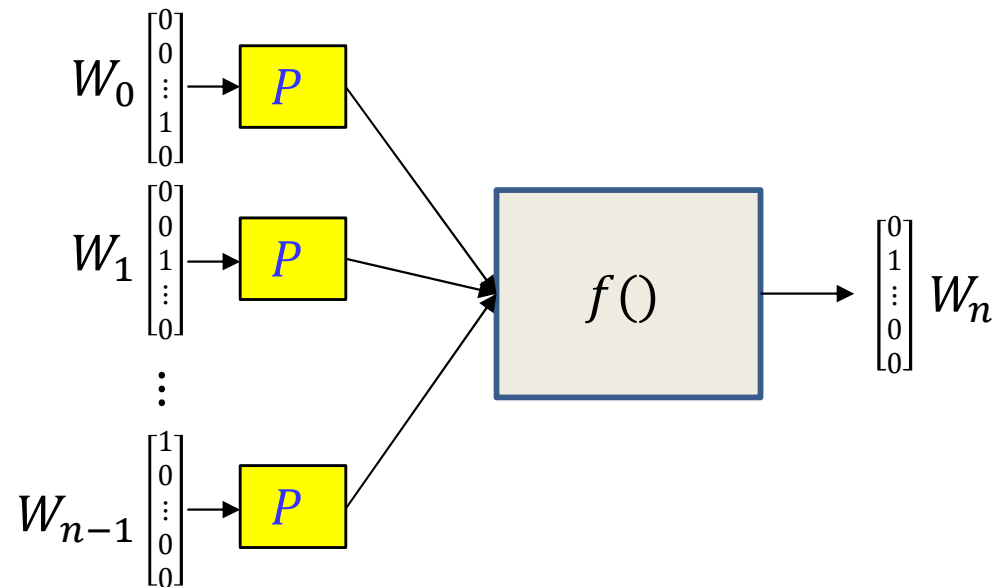
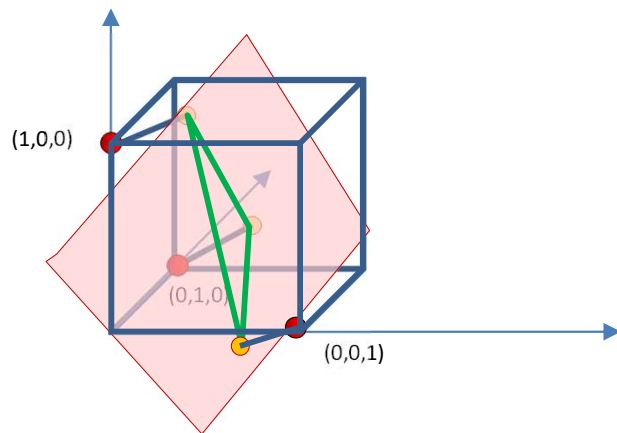


- Project the points onto a lower-dimensional subspace
 - Or more generally, a linear transform into a lower-dimensional subspace
 - The volume used is still 0, but density can go up by many orders of magnitude
 - Density of points: $\mathcal{O}\left(\frac{N}{r^M}\right)$
 - If properly learned, the distances between projected points will capture semantic relations between the words

The *Projected* word vectors

Four score and seven years ???

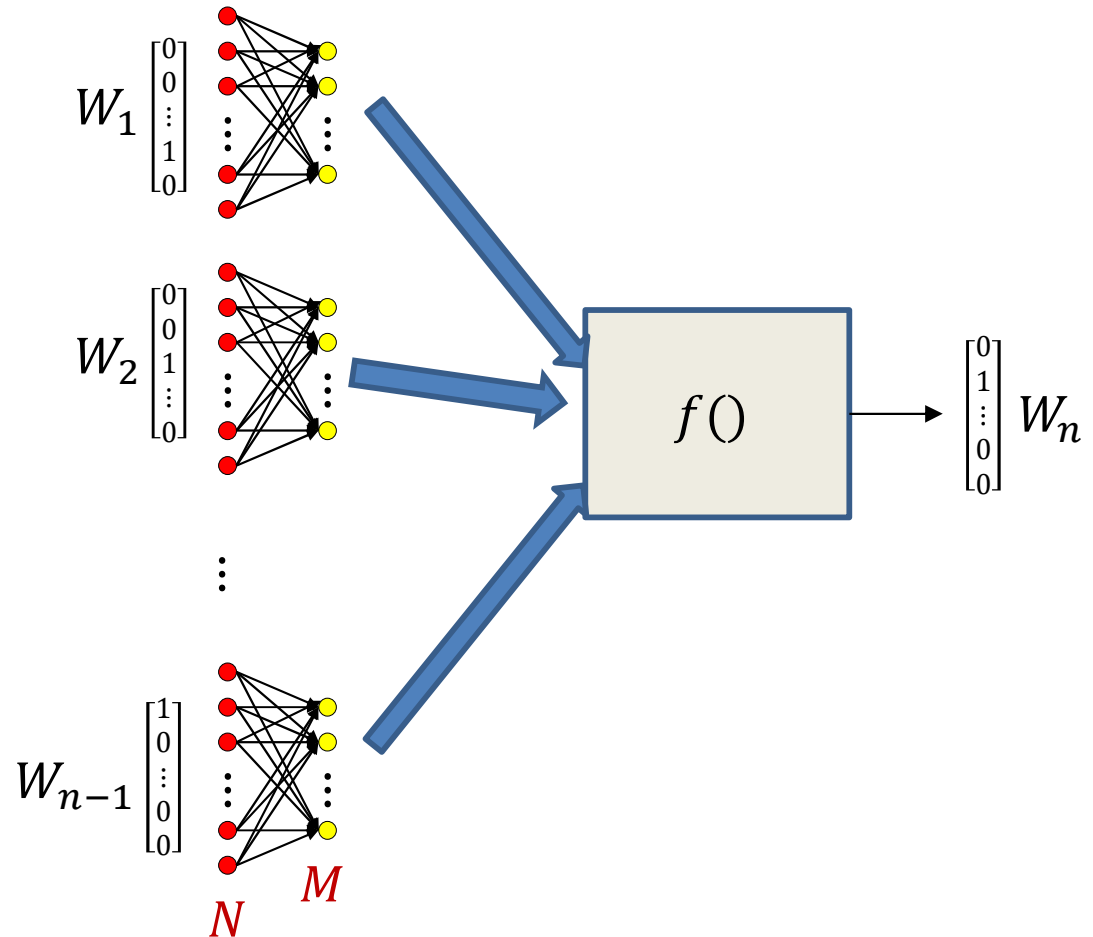
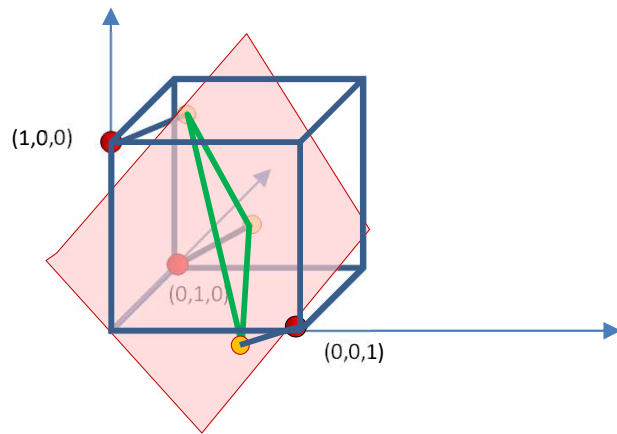
$$W_n = f(PW_0, PW_2, \dots, PW_{n-1})$$



- *Project* the N-dimensional one-hot word vectors into a lower-dimensional space
 - Replace every one-hot vector W_i by PW_i
 - P is an $M \times N$ matrix
 - PW_i is now an M -dimensional vector
 - *Learn* P using an appropriate objective
 - Distances in the projected space will reflect relationships imposed by the objective

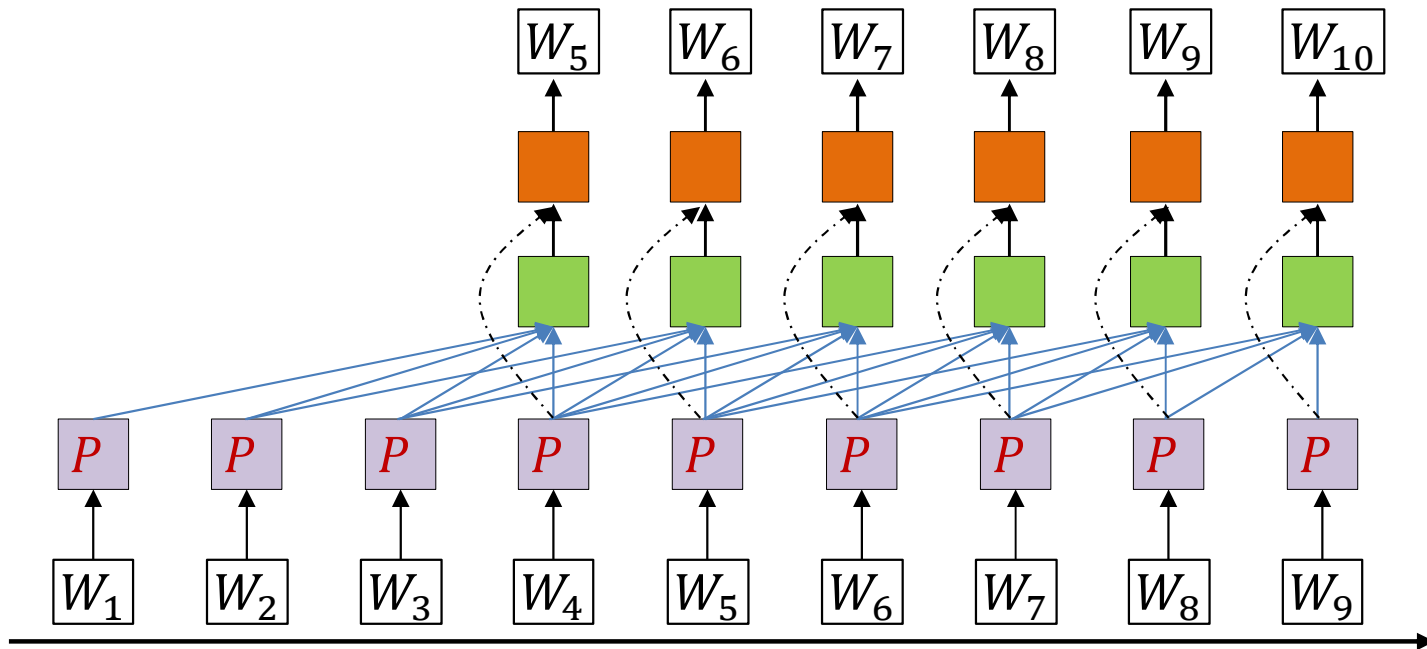
“Projection”

$$W_n = f(PW_1, PW_2, \dots, PW_{n-1})$$



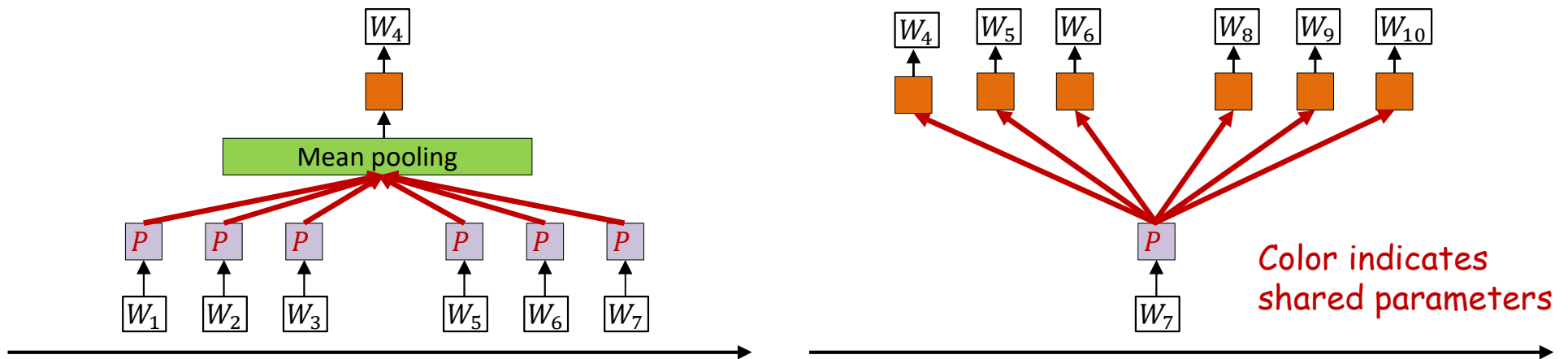
- P is a simple linear transform
- A single transform can be implemented as a linear layer with M outputs
 - The same linear layer applies to all inputs
 - Also viewable as a network with identical subnets (shared parameter network)

Predicting words: The TDNN model



- Predict each word based on the past N words
 - “A neural probabilistic language model”, Bengio et al. 2003
 - Hidden layer has $\text{Tanh}()$ activation, output is softmax
- One of the outcomes of learning this model is that we also learn low-dimensional representations PW of words

Alternative models to learn projections



- Soft bag of words: Predict word based on words in immediate context
 - Without considering specific position
- Skip-grams: Predict adjacent words based on current word

Embeddings: Examples

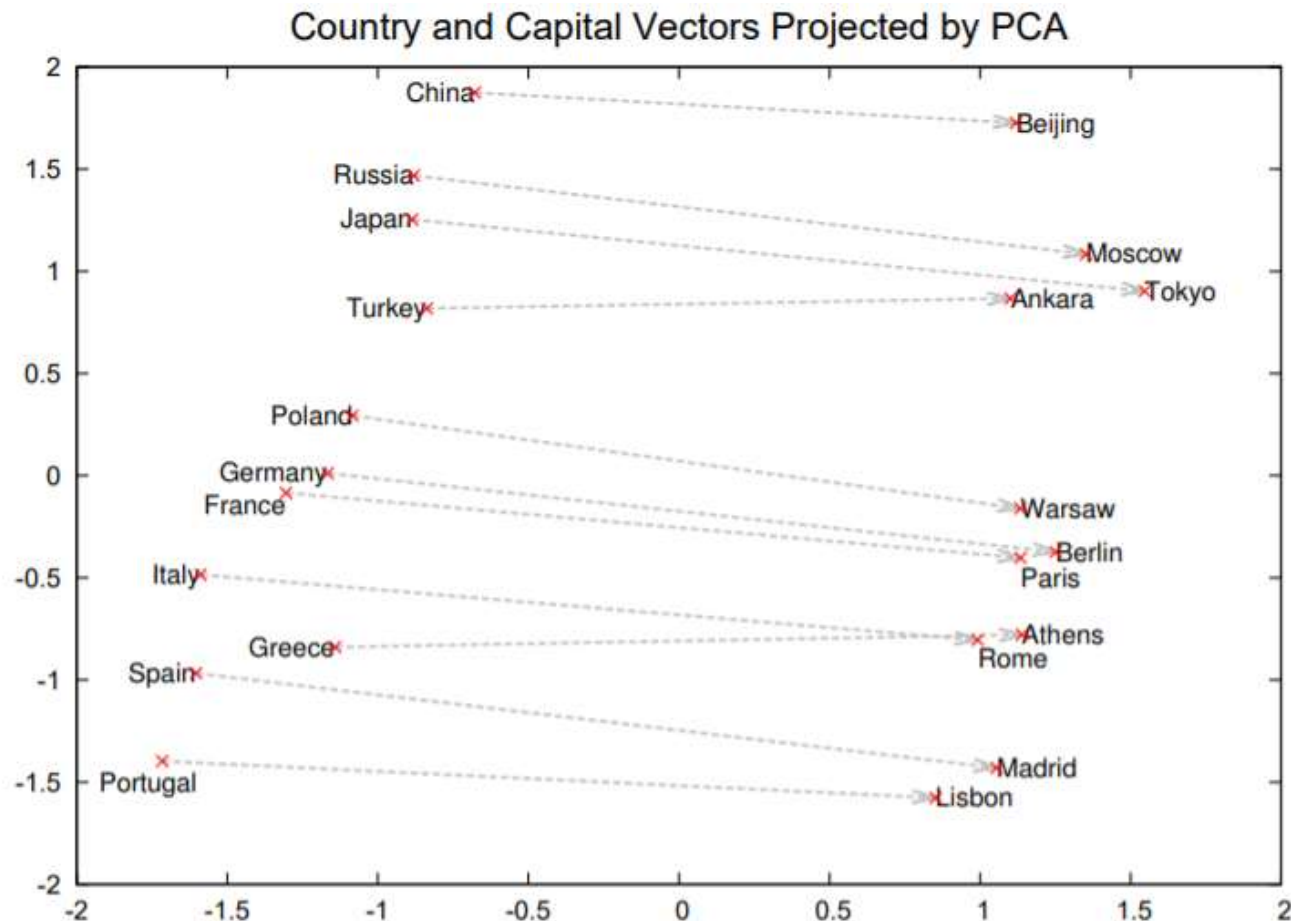


Figure 2: Two-dimensional PCA projection of the 1000-dimensional Skip-gram vectors of countries and their capital cities. The figure illustrates ability of the model to automatically organize concepts and learn implicitly the relationships between them, as during the training we did not provide any supervised information about what a capital city means.

- From Mikolov et al., 2013, “Distributed Representations of Words and Phrases and their Compositionality”



Poll 1

Select all that are true

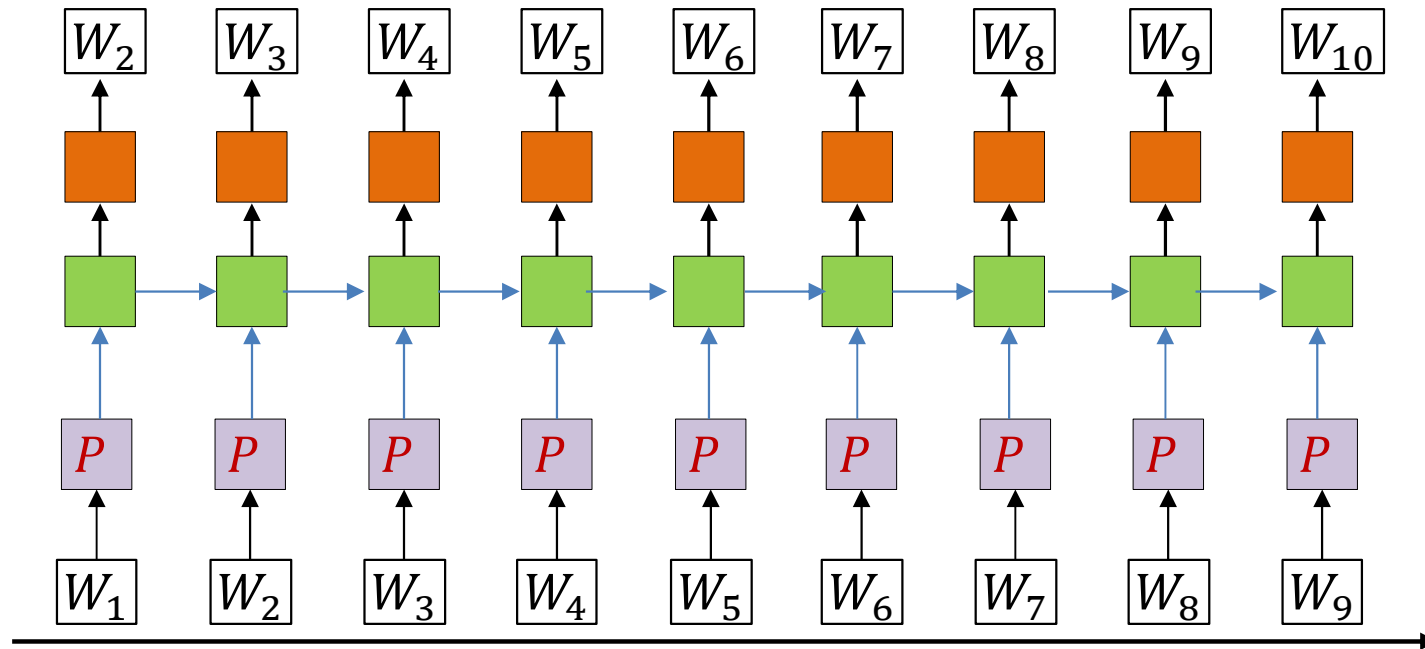
- The distance between any two non-identical one-hot vectors is the same
- Words are represented as one-hot embeddings because these do not impose any a priori assumption about which words are closer than others
- Word embeddings derived from language models are lower-dimensional real-valued representations where the distance between words is a meaningful representation of their closeness
- Low dimensional word embeddings enable you to find representations for words that were not part of your training vocabulary

Poll 1

Select all that are true

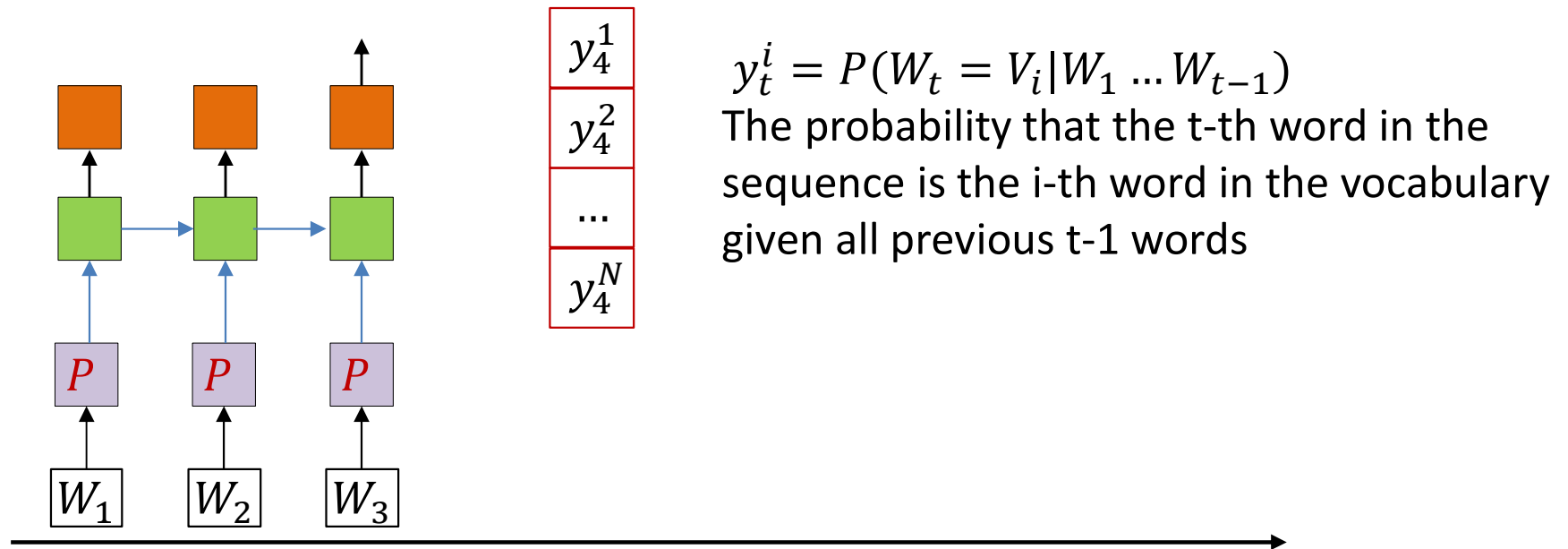
- The distance between any two non-identical one-hot vectors is the same
- Words are represented as one-hot embeddings because these do not impose any a priori assumption about which words are closer than others
- Word embeddings derived from language models are lower-dimensional real-valued representations where the distance between words is a meaningful representation of their closeness
- Low dimensional word embeddings enable you to find representations for words that were not part of your training vocabulary

Modelling language



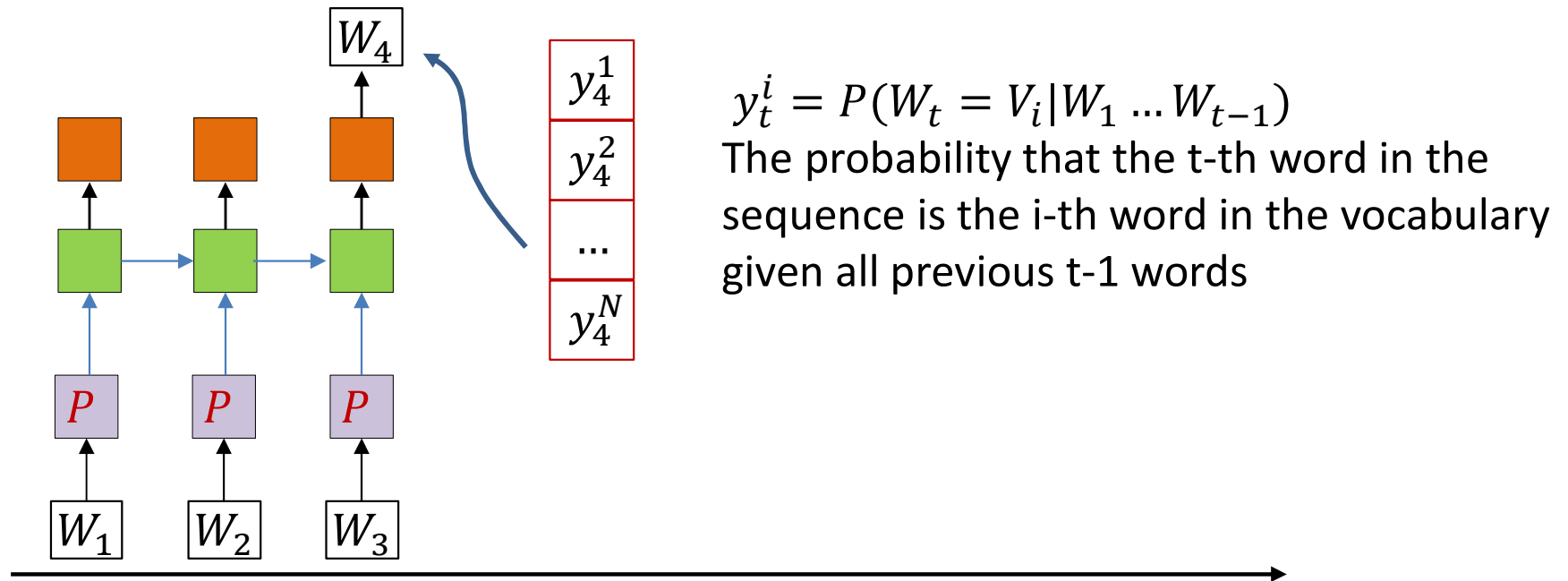
- The hidden units are (one or more layers of) LSTM units
- Trained via backpropagation from a lot of text
 - No explicit labels in the training data: at each time the next word is the label.

Generating Language: Synthesis



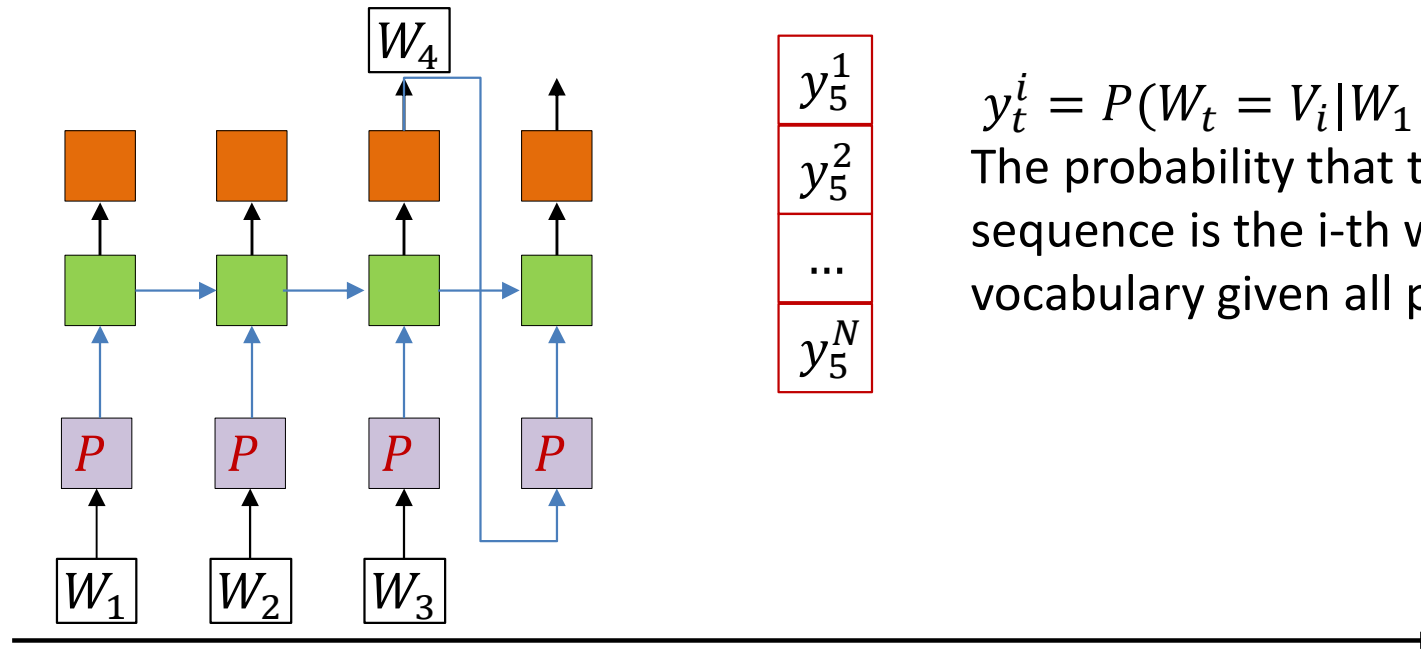
- On trained model : Provide the first few words
 - One-hot vectors
- After the last input word, the network generates a probability distribution over words
 - Outputs an N-valued probability distribution rather than a one-hot vector

Generating Language: Synthesis



- On trained model : Provide the first few words
 - One-hot vectors
- After the last input word, the network generates a probability distribution over words
 - Outputs an N-valued probability distribution rather than a one-hot vector
- Draw a word from the distribution
 - And set it as the next word in the series

Generating Language: Synthesis

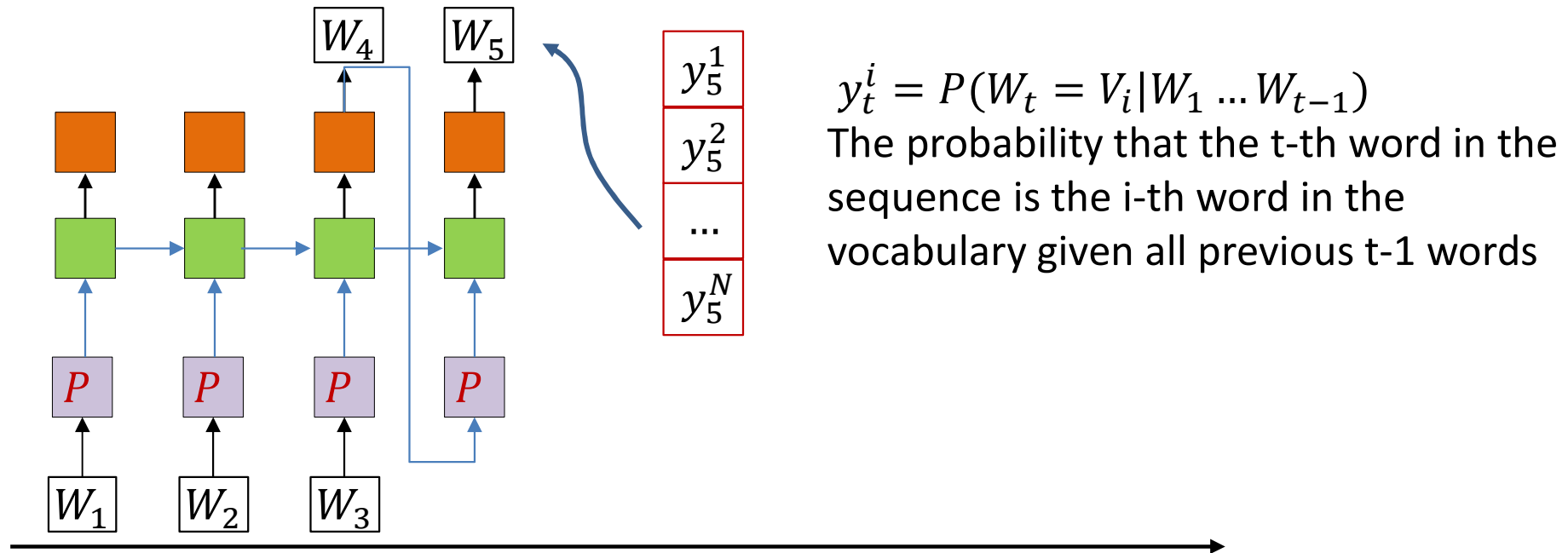


y_5^1
y_5^2
...
y_5^N

$y_t^i = P(W_t = V_i | W_1 \dots W_{t-1})$
The probability that the t -th word in the sequence is the i -th word in the vocabulary given all previous $t-1$ words

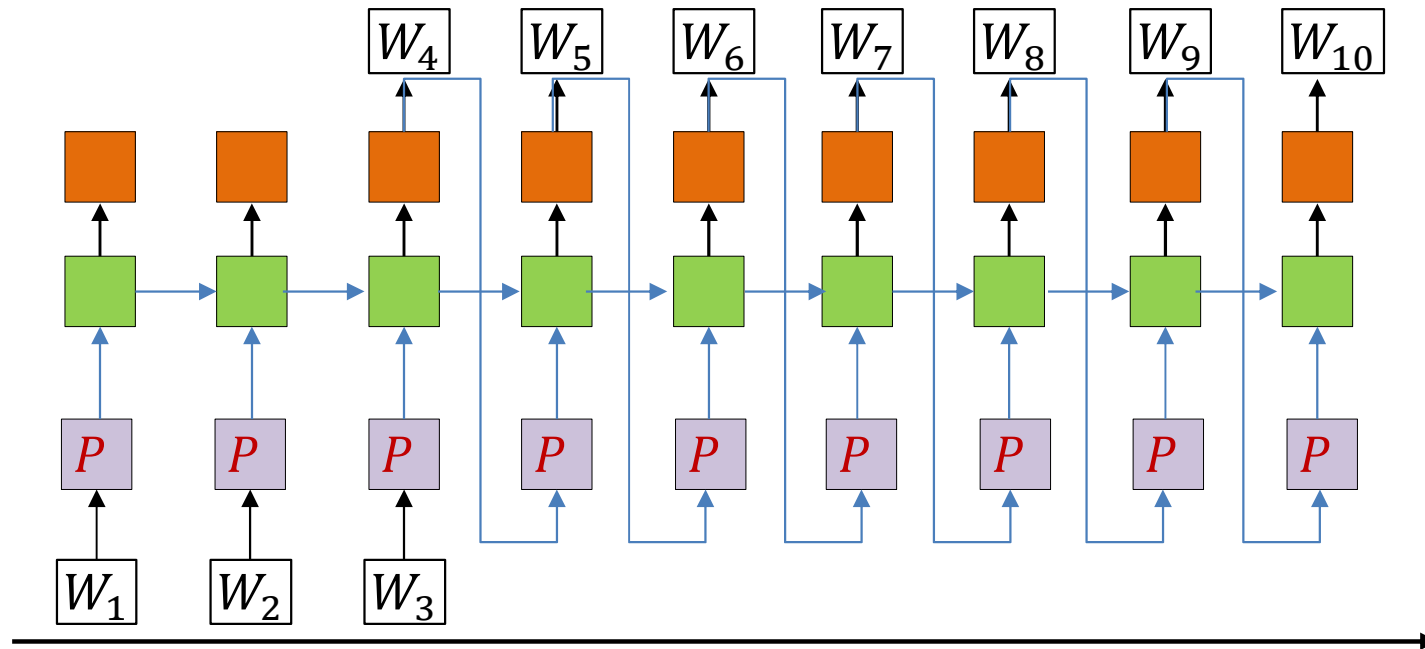
- Feed the drawn word as the next word in the series
 - And draw the next word from the output probability distribution

Generating Language: Synthesis



- Feed the drawn word as the next word in the series
 - And draw the next word from the output probability distribution

Generating Language: Synthesis



- Feed the drawn word as the next word in the series
 - And draw the next word from the output probability distribution
- Continue this process until we terminate generation
 - In some cases, e.g. generating programs, there may be a natural termination

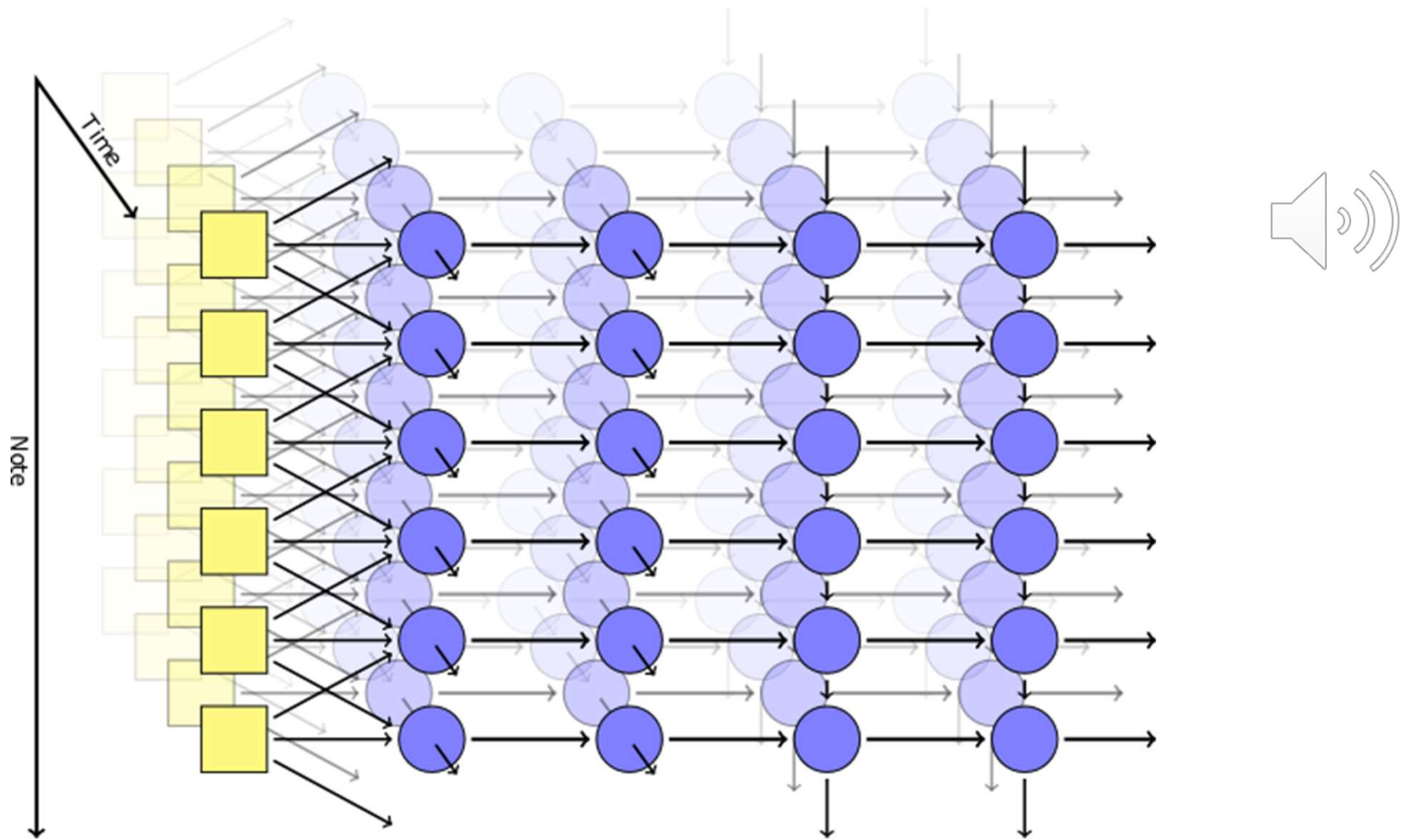
Which open source project?

```
/*
 * Increment the size file of the new incorrect UI_FILTER group information
 * of the size generatively.
 */
static int indicate_policy(void)
{
    int error;
    if (fd == MARN_EPT) {
        /*
         * The kernel blank will coeld it to userspace.
         */
        if (ss->segment < mem_total)
            unblock_graph_and_set_blocked();
        else
            ret = 1;
        goto bail;
    }
    segaddr = in_SB(in.addr);
    selector = seg / 16;
    setup_works = true;
    for (i = 0; i < blocks; i++) {
        seq = buf[i++];
        bpf = bd->bd.next + i * search;
        if (fd) {
            current = blocked;
        }
    }
    rw->name = "Getjbbregs";
    bprm_self_clearl(&iv->version);
    regs->new = blocks[(BPF_STATS << info->historidac)] | PFMR_CLOBATHINC_SECON
    return segtable;
}
```

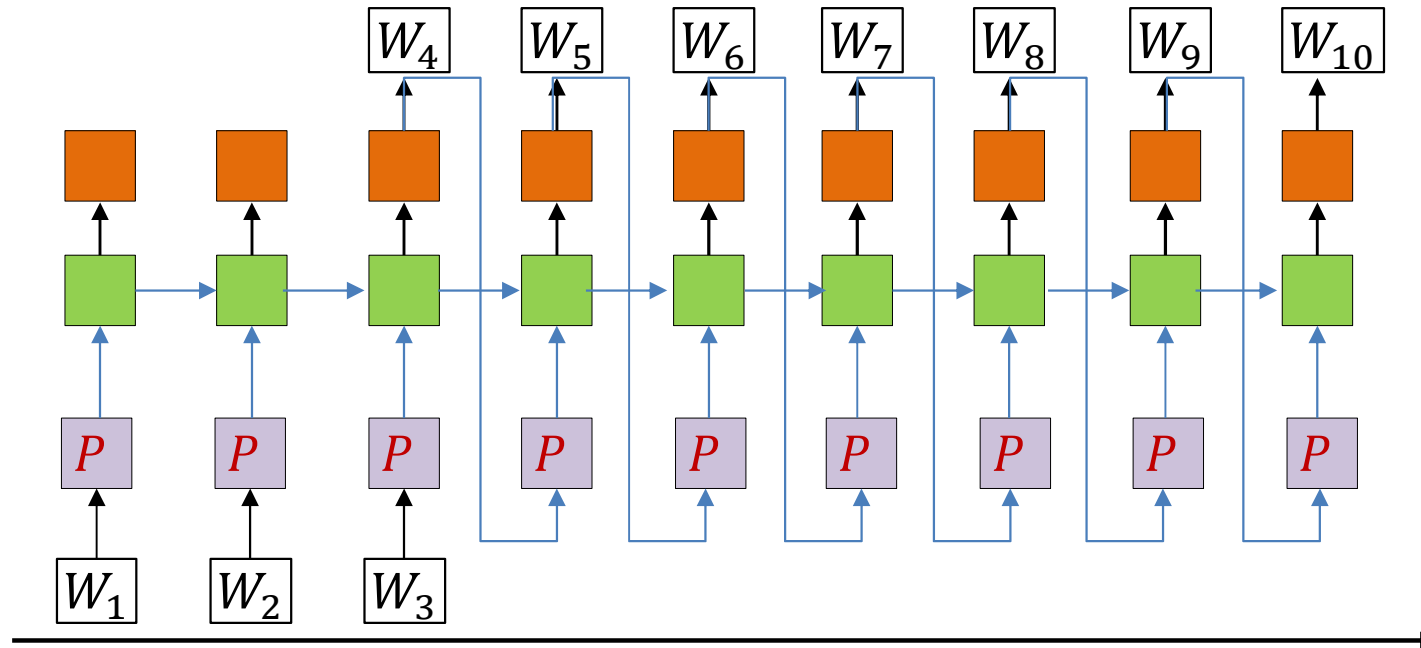
Trained on linux source code

Actually, uses a *character-level* model (predicts character sequences)

Composing music with RNN



Generating Language: Synthesis



- Feed the drawn word as the next word in the series
 - And draw the next word by sampling from the output probability distribution
- **More generally: When do we stop?**

A note on beginnings and ends

- A sequence of words by itself does not indicate if it is a complete sentence or not

... *four score and eight* ...

- Unclear if this is the *start* of a sentence, the *end* of a sentence, or *both* (i.e. a complete sentence)
- To make it explicit, we will add two additional symbols (in addition to the words) to the base vocabulary
 - **<SOS>** : Indicates start of a sentence
 - **<EOS>** : Indicates end of a sentence

A note on beginnings and ends

- Some examples:

four score and eight

- This is clearly the middle of sentence

<SOS> four score and eight

- This is a fragment from the *start* of a sentence

four score and eight <EOS>

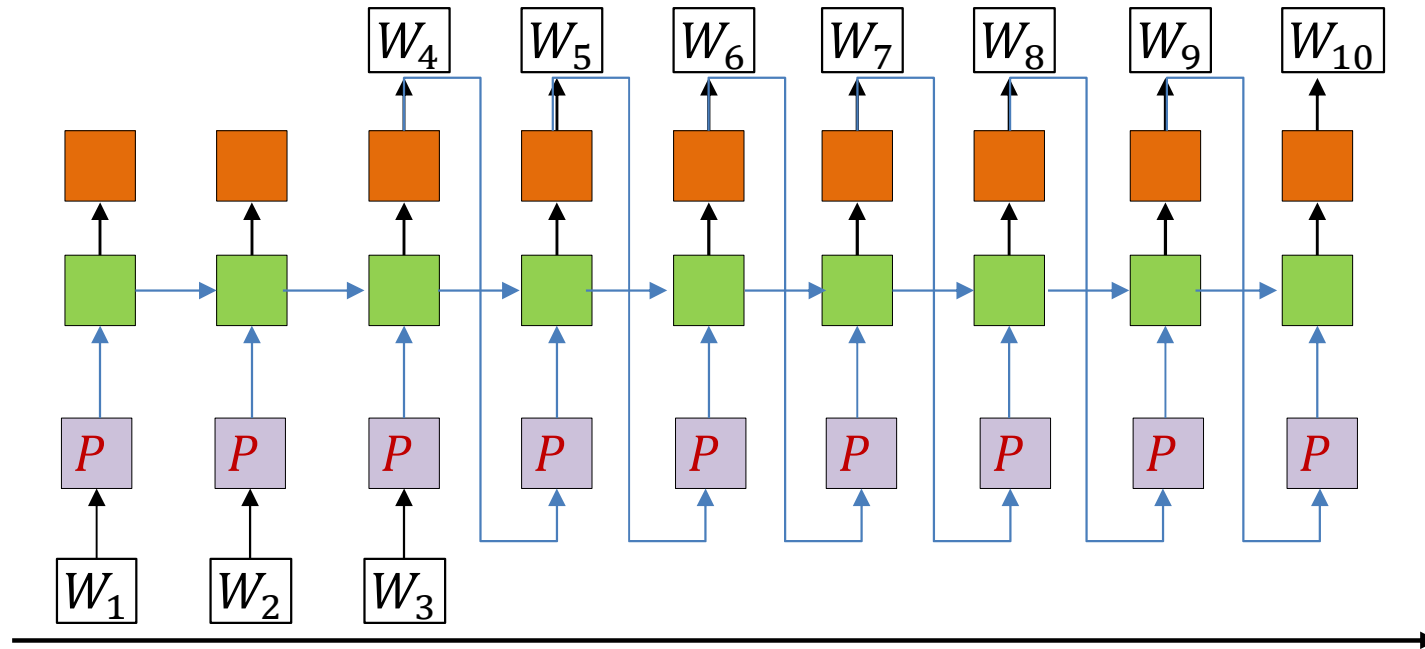
- This is the *end* of a sentence

<SOS> four score and eight <EOS>

- This is a full sentence

- In situations where the start of sequence is obvious, the <SOS> may not be needed, but <EOS> is required to terminate sequences
- Sometimes we will use a single symbol to represent both start and end of sentence, e.g. just <EOS> , or even a separate symbol, e.g. <S>

Generating Language: Synthesis



- Feed the drawn word as the next word in the series
 - And draw the next word by sampling from the output probability distribution
- Continue this process until we draw an $\langle \text{eos} \rangle$
 - Or we decide to terminate generation based on some other criterion

Story so far

- Language models model the probability of word (or symbol sequences) in the language
- This is typically performed in the form of *next-symbol prediction*
 - Given the symbol sequence w_0, w_1, \dots, w_k , it computes the probability distribution of the next symbol $P(w_{k+1} \mid w_0, w_1, \dots, w_k)$
 - This can be computed using a recurrent neural net
- They can be used both to compute the probability of a symbol sequence, or to conditionally generate/extend symbol sequences given an initial prompt



Poll 2

Which of the following is a complete sentence

<eos> Hello World <eos>

<eos> Hello World

Hello World <eos>

Hello World

Poll 2

Which of the following is a complete sentence

<eos> Hello World <eos>

<eos> Hello World

Hello World <eos>

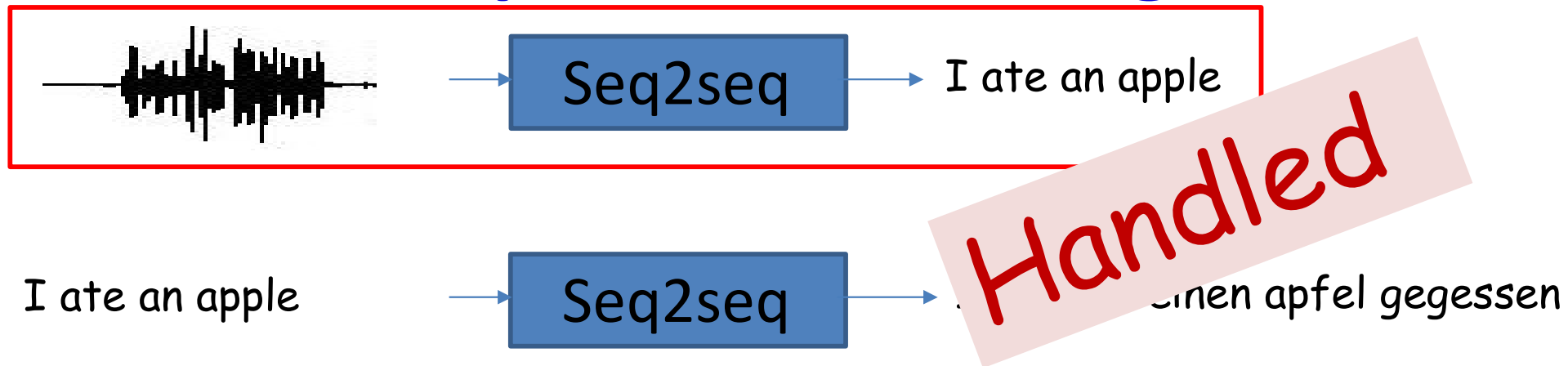
Hello World

Returning to our problem: Sequence to sequence modelling



- Sequence $X_1 \dots X_N$ goes in, sequence $Y_1 \dots Y_M$ comes out
- Cases
 - 1 : order correspondence between input and output
 - The n th output corresponds to the n th segment of the input
 - 2 : No correspondence between input and output
 - May even not even maintain order of symbols
 - E.g. “I ate an apple” \rightarrow “Ich habe einen apfel gegessen”
 - Or may even even seem unrelated to the input
 - E.g. “My screen is blank” \rightarrow “Please check if your computer is plugged in.”

Returning to our problem: Sequence to sequence modelling



- Sequence $X_1 \dots X_N$ goes in, sequence $Y_1 \dots Y_M$ comes out
- Cases

- 1 : order correspondence between input and output
 - The n th output corresponds to the n th segment of the input
- 2 : No correspondence between input and output
 - May even not even maintain order of symbols
 - E.g. “I ate an apple” → “Ich habe einen apfel gegessen”
 - Or may even seem unrelated to the input
 - E.g. “My screen is blank” → “Please check if your computer is plugged in.”

Returning to our problem: Sequence to sequence modelling



I ate an apple → Seq2seq → Ich habe einen apfel gegessen

- Sequence $X_1 \dots X_N$ goes in, sequence $Y_1 \dots Y_M$ comes out

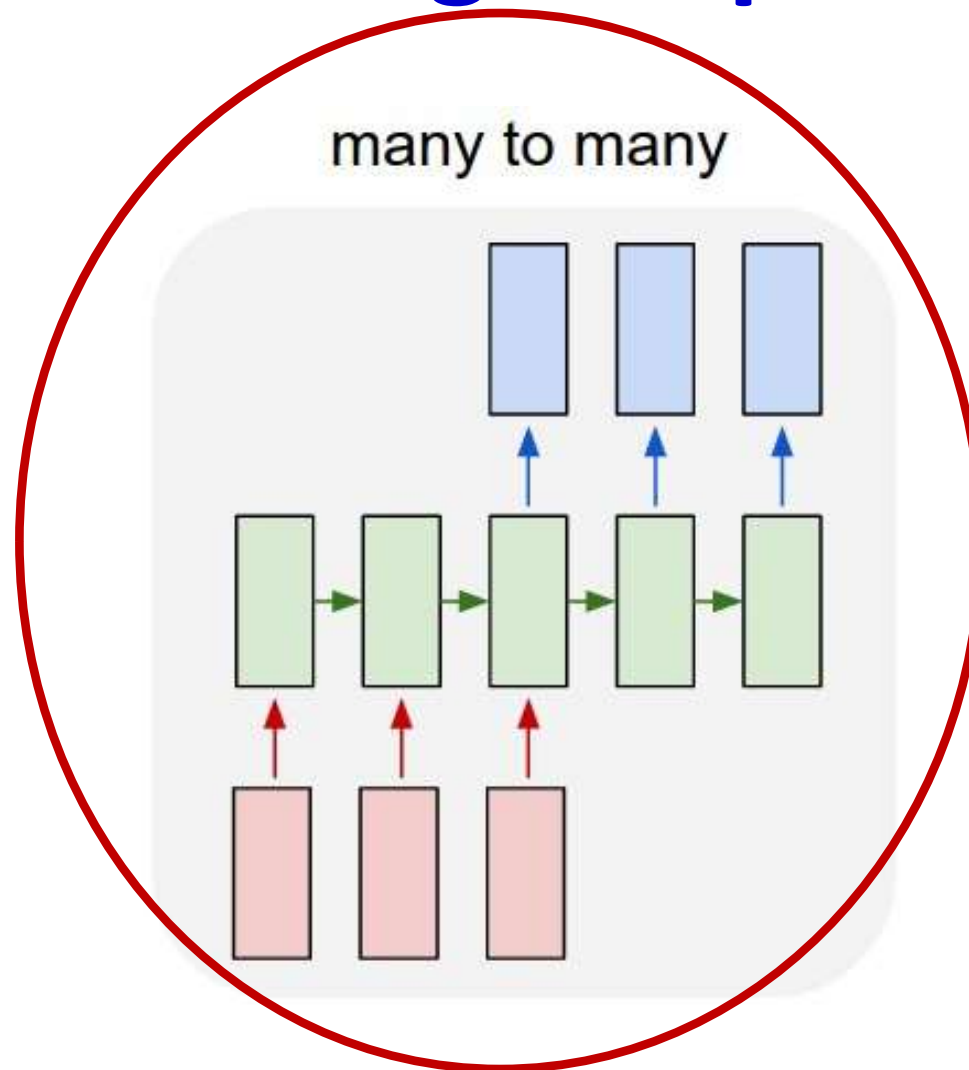
- Cases

- 1 : order correspondence between input and output
 - The nth output corresponds to the nth segment of the input

- 2 : No correspondence between input and output

- May even not even maintain order of symbols
 - E.g. "I ate an apple" → "Ich habe einen apfel gegessen"
- Or may even seem unrelated to the input
- E.g. "My screen is blank" → "Please check if your computer is plugged in."

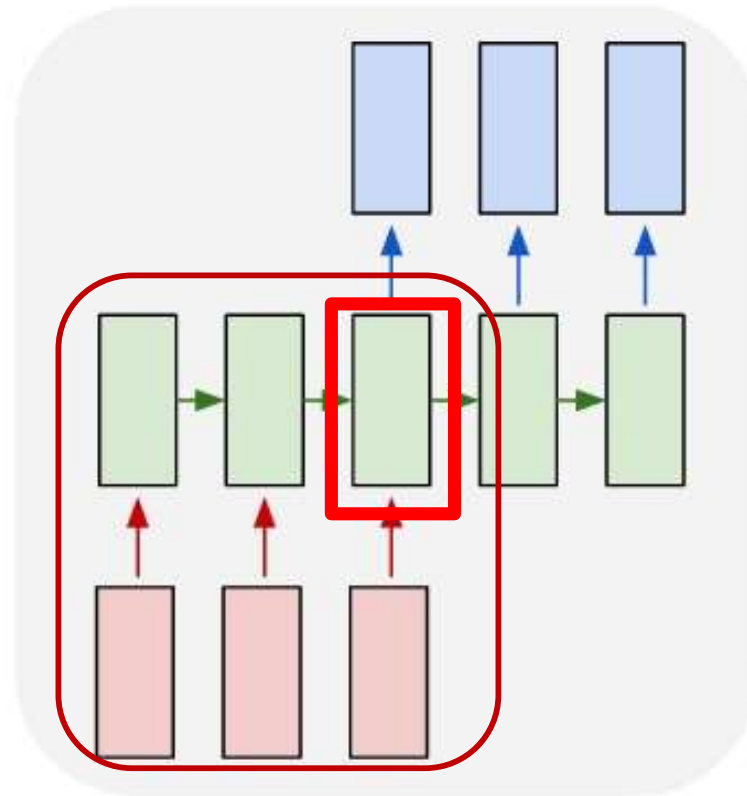
Modelling the problem



- *Delayed* sequence to sequence

Modelling the problem

many to many

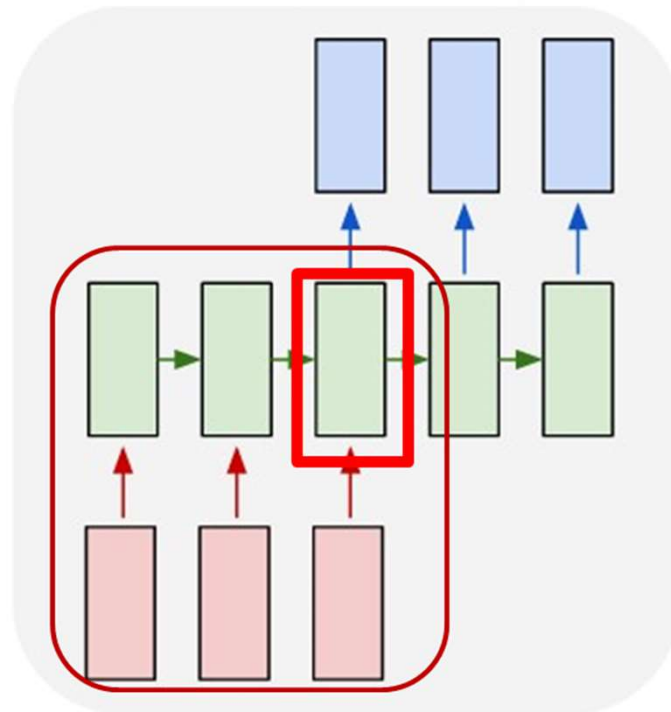


First process the input and generate a hidden representation for it

- *Delayed* sequence to sequence

Pseudocode

```
# First run the inputs through the network
# Assuming  $h(-1, l)$  is available for all layers
for t = 0:T-1 # Including both ends of the index
     $[h(t), \dots] = \text{RNN\_input\_step}(x(t), h(t-1), \dots)$ 
H =  $h(T-1)$ 
```

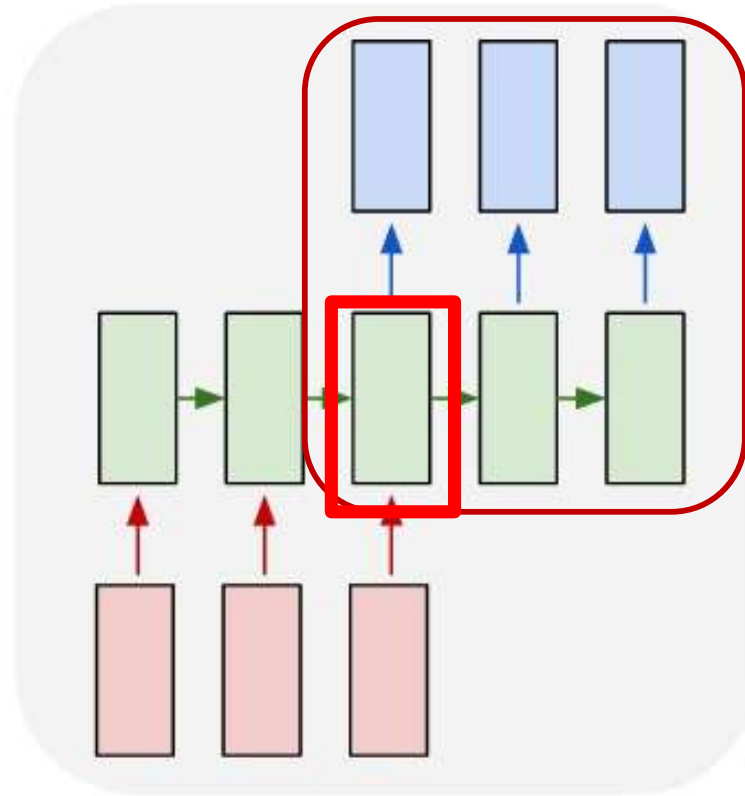


“RNN_input” may be a multi-layer RNN of any kind

Modelling the problem

many to many

First process the input and generate a hidden representation for it



Then use it to generate an output

- *Delayed* sequence to sequence

Pseudocode

```
# First run the inputs through the network
# Assuming  $h(-1,1)$  is available for all layers
for  $t = 0:T-1$  # Including both ends of the index
     $[h(t), \dots] = \text{RNN\_input\_step}(x(t), h(t-1), \dots)$ 
H =  $h(T-1)$ 
```

```
# Now generate the output  $y_{\text{out}}(1), y_{\text{out}}(2), \dots$ 
 $t = 0$ 
 $h_{\text{out}}(0) = \mathbf{H}$ 
do
     $t = t+1$ 
     $[y(t), h_{\text{out}}(t)] = \text{RNN\_output\_step}(h_{\text{out}}(t-1))$ 
     $y_{\text{out}}(t) = \text{draw\_word\_from}(y(t))$ 
until  $y_{\text{out}}(t) == \langle \text{eos} \rangle$ 
```

Pseudocode

```
# First run the inputs through the network
# Assuming  $h(-1,1)$  is available for all layers
for t = 0:T-1 # Including both ends of the index
    [h(t), ...] = RNN_input_step(x(t), h(t-1), ...)
H = h(T-1)
```

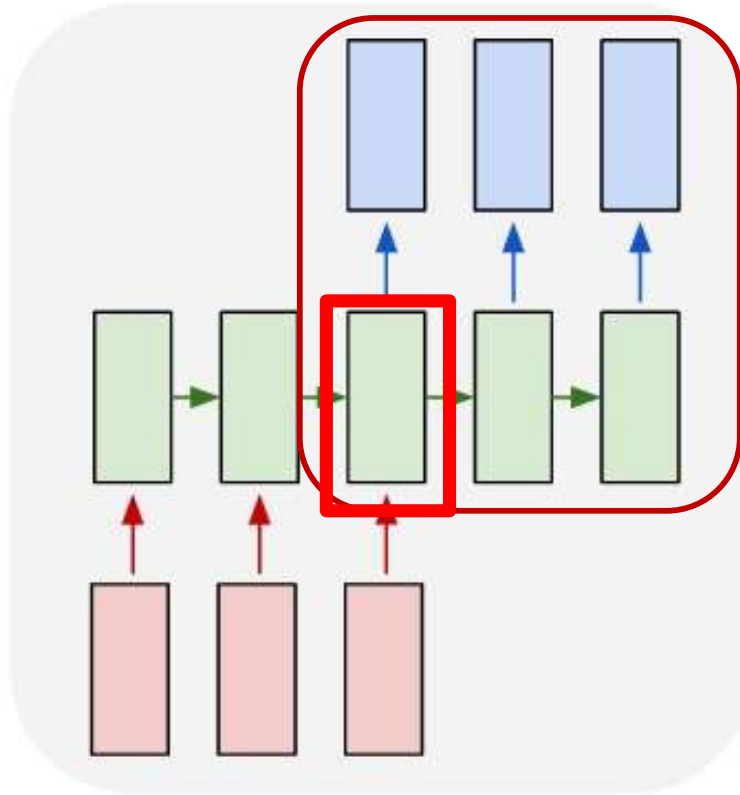
The output at each time is a probability distribution over symbols.
We draw a word from this distribution

```
# Now generate the output  $y_{out}(1), y_{out}(2), \dots$ 
t = 0
hout(0) = H
do
    t = t+1
    [y(t), hout(t)] = RNN_output_step(hout(t-1))
    yout(t) = draw_word_from(y(t))
until yout(t) == <eos>
```

Modelling the problem

many to many

First process the input and generate a hidden representation for it



Then use it to generate an output

- *Problem:* Each word that is output depends only on current hidden state, and not on previous outputs

Pseudocode

Changing this output at time t does not affect the output at $t+1$

E.g. If we have drawn "It was a" vs "It was an", the probability that the next word is "dark" remains the same (dark must ideally not follow "an")

This is because the output at time t does not influence the computation at $t+1$

Now generate the output $y(1)$ $y(2)$

$t = 0$

$\mathbf{h}_{\text{out}}(0) = \mathbf{H}$

do

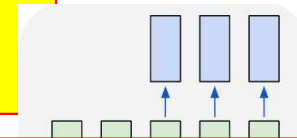
$t = t+1$

$[\mathbf{y}(t), \mathbf{h}_{\text{out}}(t)] = \text{RNN_output_step}(\mathbf{h}_{\text{out}}(t-1))$

$y_{\text{out}}(t) = \text{draw_word_from}(\mathbf{y}(t))$

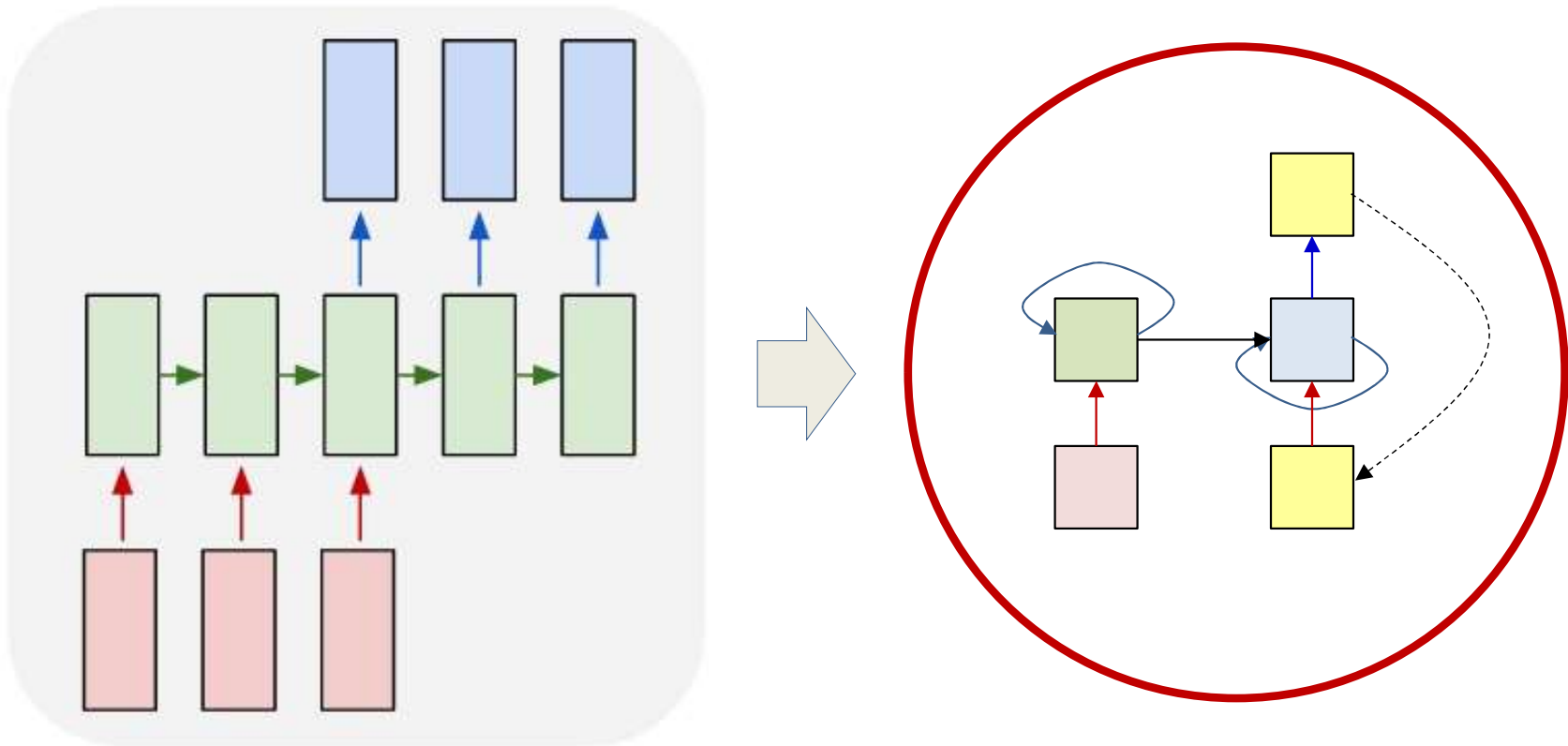
until $y_{\text{out}}(t) == \langle \text{eos} \rangle$

The RNN recursion only considers the hidden state $h(t-1)$ from the previous time and not the actual output word $y_{\text{out}}(t-1)$



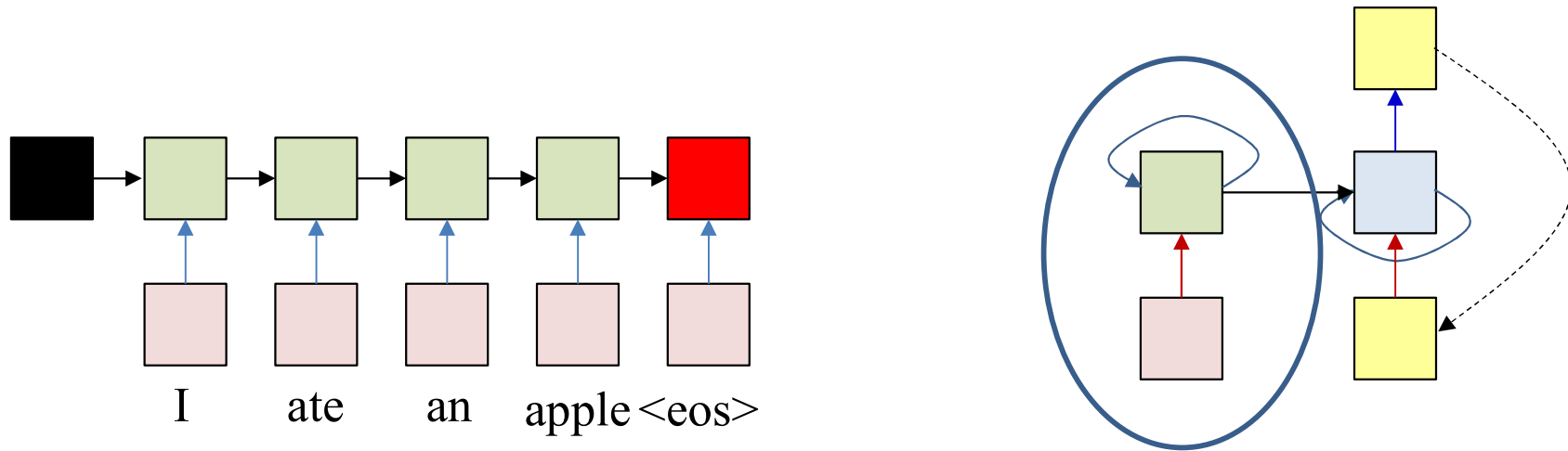
Modelling the problem

many to many



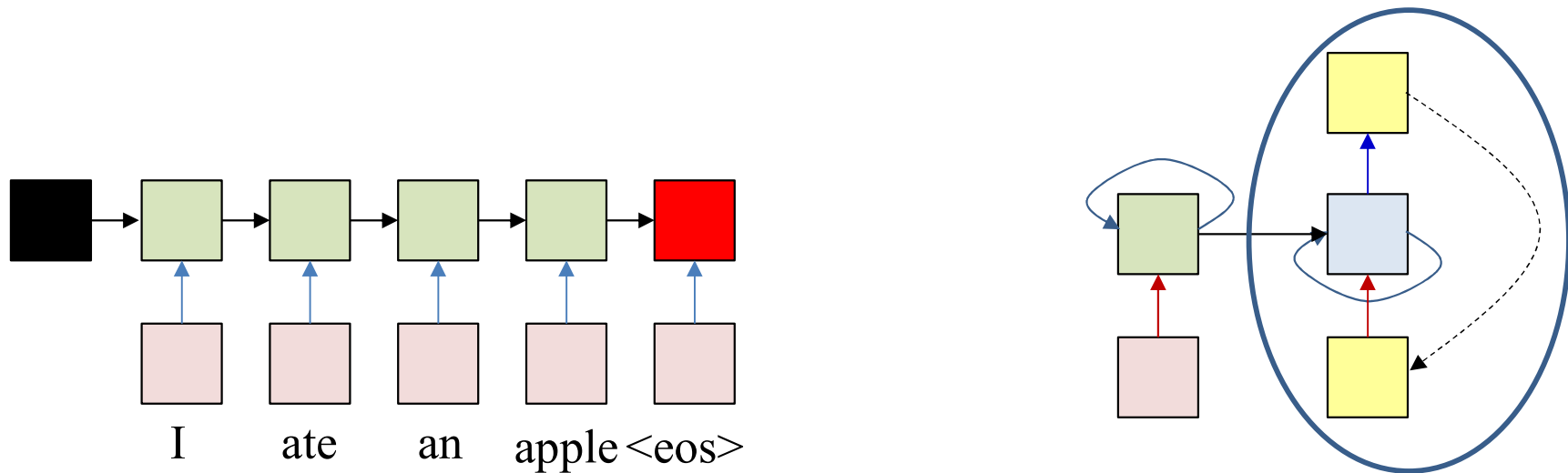
- *Delayed* sequence to sequence
 - Delayed *self-referencing* sequence-to-sequence

The “simple” translation model



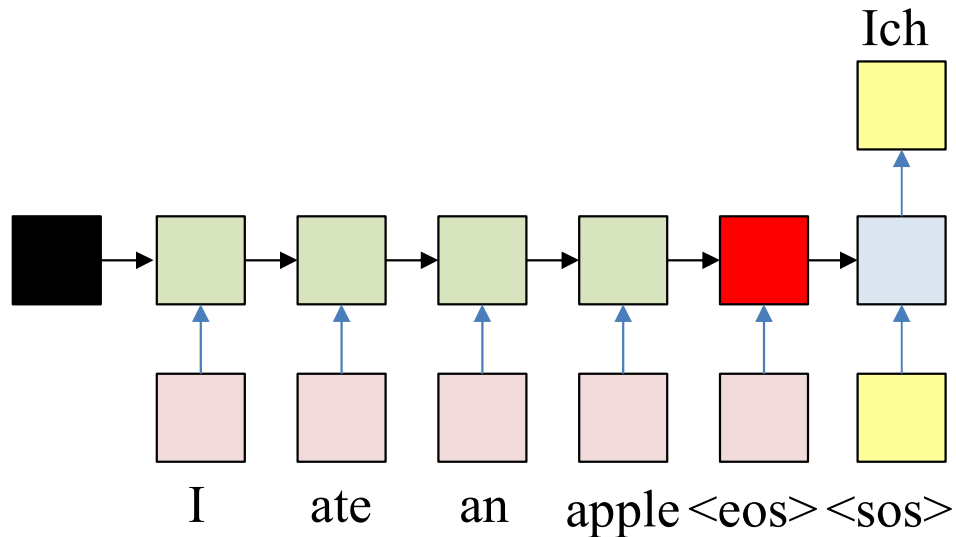
- The input sequence feeds into a recurrent structure
- The input sequence is terminated by an explicit <eos> symbol
 - The hidden activation at the <eos> “stores” all information about the sentence

The “simple” translation model



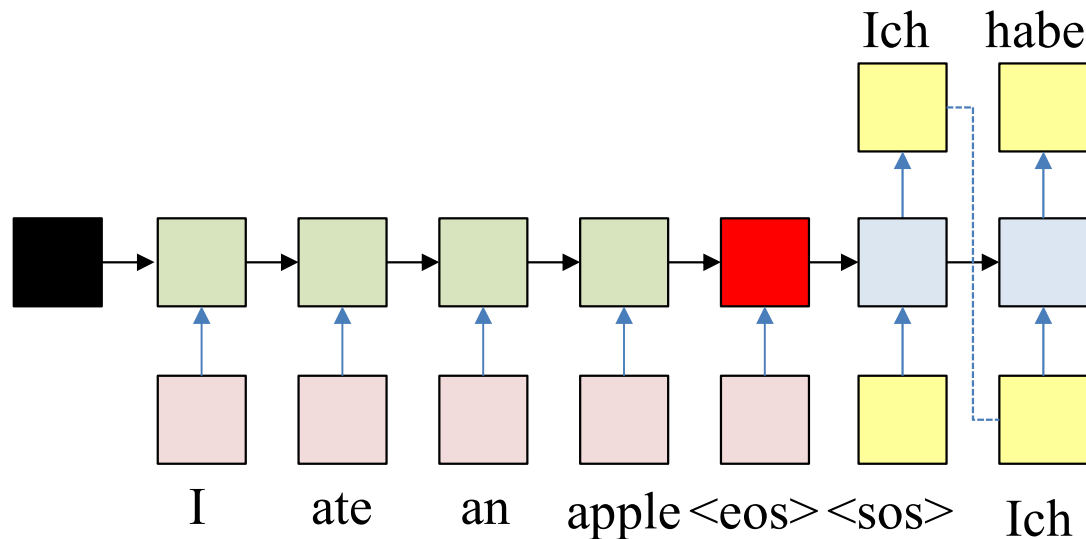
- The input sequence feeds into a recurrent structure
- The input sequence is terminated by an explicit <eos> symbol
 - The hidden activation at the <eos> “stores” all information about the sentence
- Subsequently a *second* RNN uses the hidden activation as initial state, and <sos> as initial symbol, to produce a sequence of outputs
 - The output at each time becomes the input at the next time
 - Output production continues until an <eos> is produced

The “simple” translation model



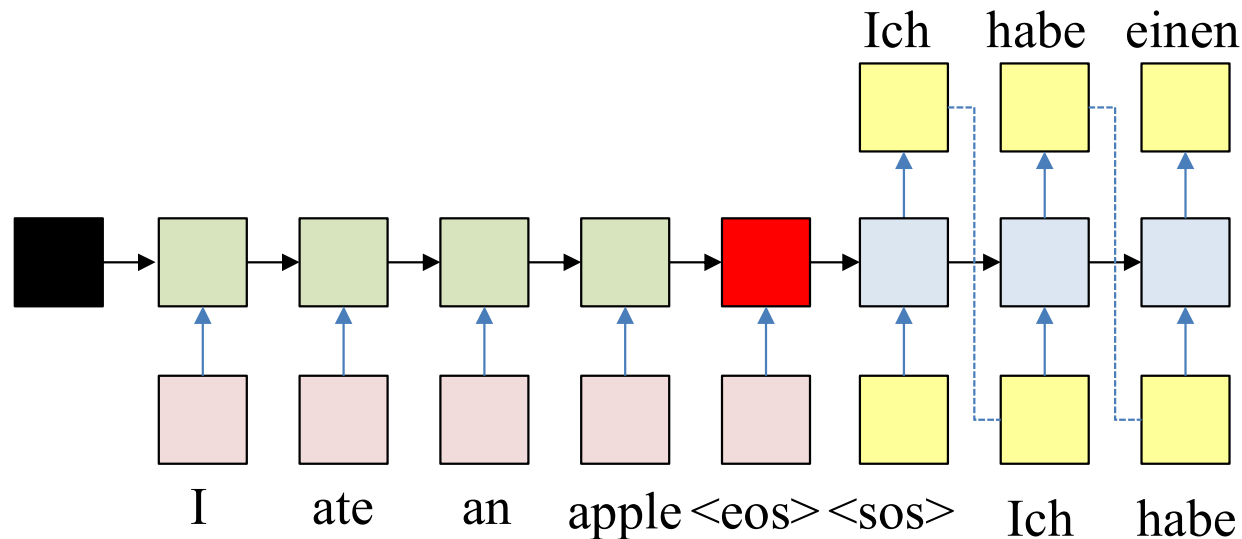
- The input sequence feeds into a recurrent structure
- The input sequence is terminated by an explicit <eos> symbol
 - The hidden activation at the <eos> “stores” all information about the sentence
- Subsequently a *second* RNN uses the hidden activation as initial state, and <sos> as initial symbol, to produce a sequence of outputs
 - The output at each time becomes the input at the next time
 - Output production continues until an <eos> is produced

The “simple” translation model



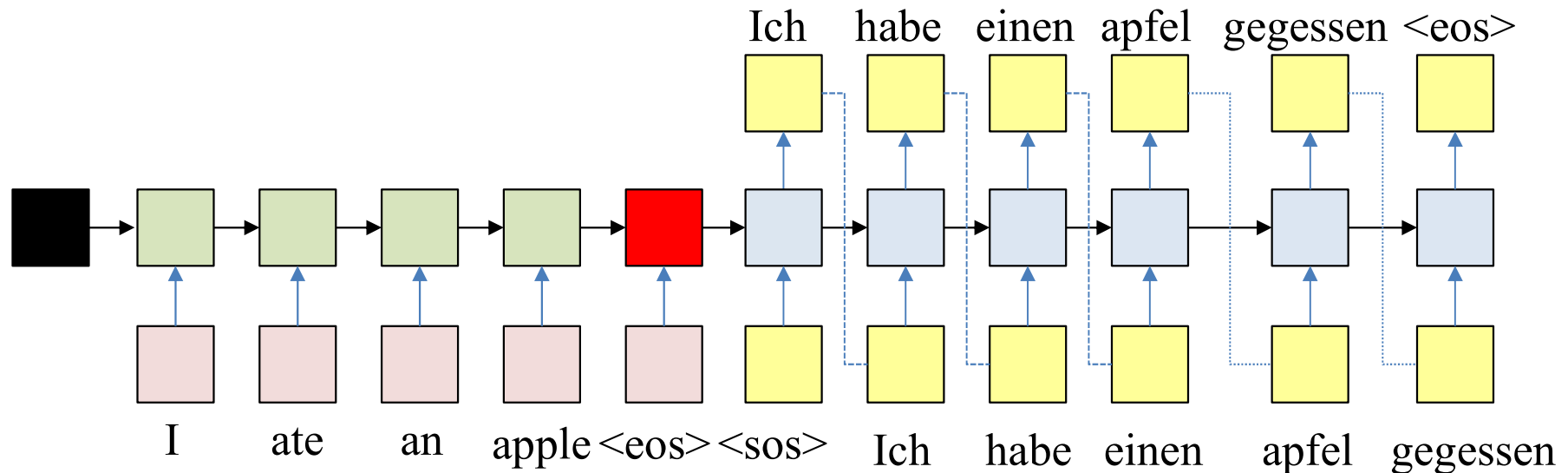
- The input sequence feeds into a recurrent structure
- The input sequence is terminated by an explicit <eos> symbol
 - The hidden activation at the <eos> “stores” all information about the sentence
- Subsequently a *second* RNN uses the hidden activation as initial state, and <sos> as initial symbol, to produce a sequence of outputs
 - The output at each time becomes the input at the next time
 - Output production continues until an <eos> is produced

The “simple” translation model



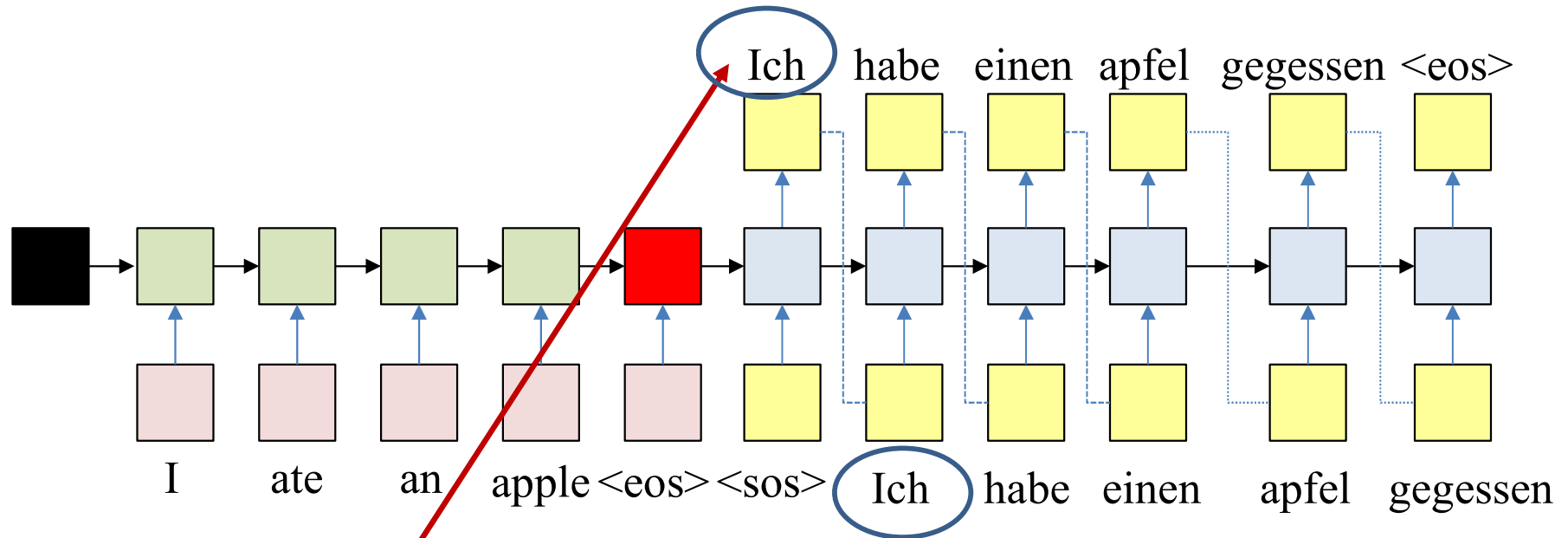
- The input sequence feeds into a recurrent structure
- The input sequence is terminated by an explicit <eos> symbol
 - The hidden activation at the <eos> “stores” all information about the sentence
- Subsequently a *second* RNN uses the hidden activation as initial state, and <sos> as initial symbol, to produce a sequence of outputs
 - The output at each time becomes the input at the next time
 - Output production continues until an <eos> is produced

The “simple” translation model



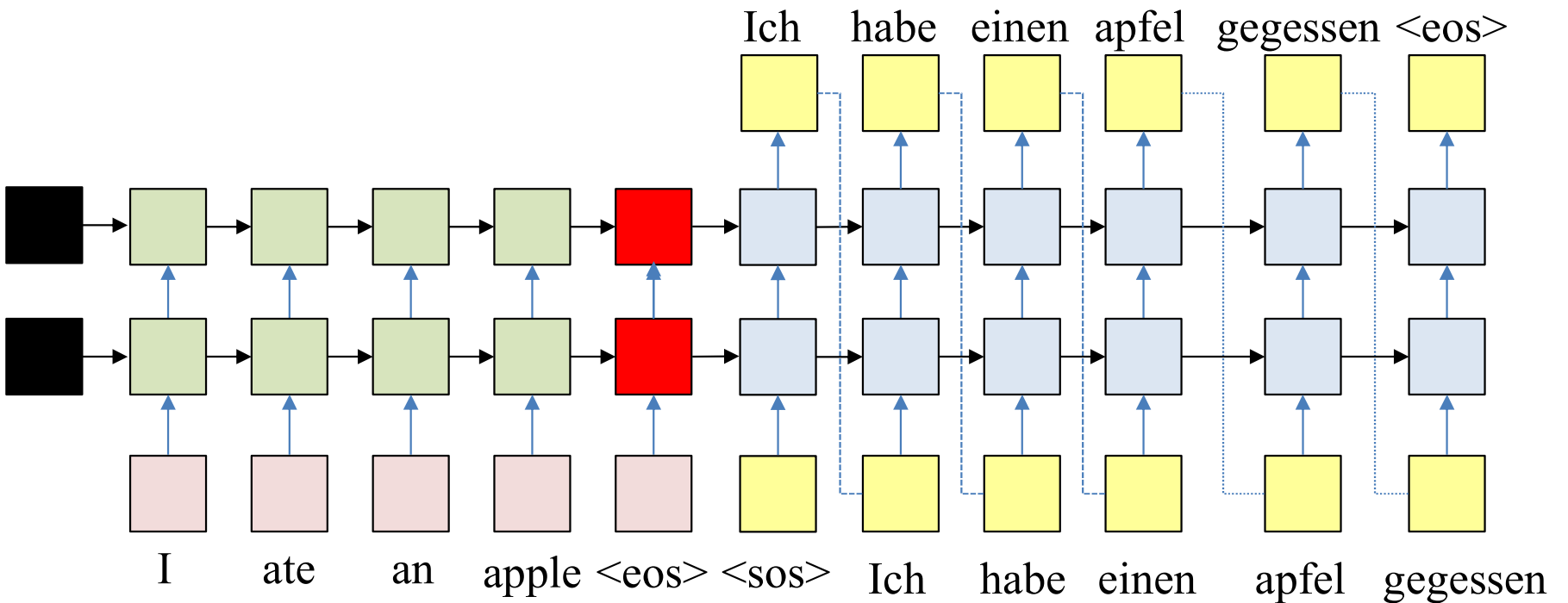
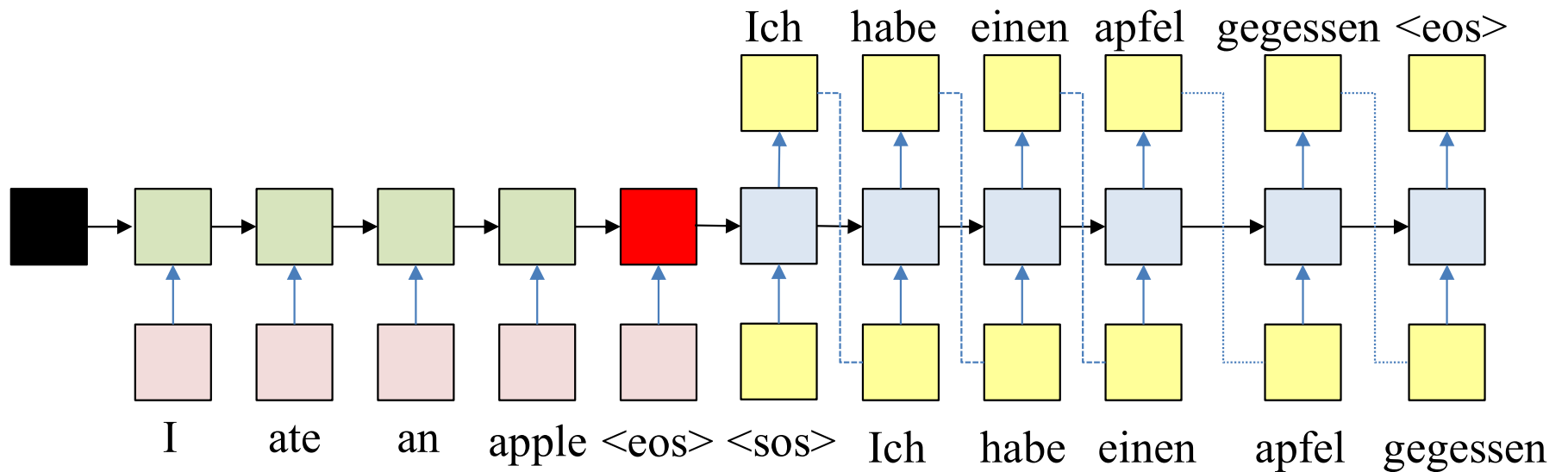
- The input sequence feeds into a recurrent structure
- The input sequence is terminated by an explicit <eos> symbol
 - The hidden activation at the <eos> “stores” all information about the sentence
- Subsequently a *second* RNN uses the hidden activation as initial state, and <sos> as initial symbol, to produce a sequence of outputs
 - The output at each time becomes the input at the next time
 - Output production continues until an <eos> is produced

The “simple” translation model



Note that drawing a different word here

Would result in a different word being input here, and as a result the output here and subsequent outputs would all change



- We will illustrate with a single hidden layer, but the discussion generalizes to more layers

Pseudocode

```
# First run the inputs through the network
# Assuming  $h(-1,1)$  is available for all layers
t = 0
do
     $[h(t), \dots] = \text{RNN\_input\_step}(x(t), h(t-1), \dots)$ 
until  $x(t) == \text{"<eos>"}$ 
H =  $h(T-1)$ 

# Now generate the output  $y_{\text{out}}(1), y_{\text{out}}(2), \dots$ 
t = 0
 $h_{\text{out}}(0) = H$ 

# Note: begins with a "start of sentence" symbol
#       <sos> and <eos> may be identical
 $y_{\text{out}}(0) = \text{<sos>}$ 
do
    t = t+1
     $[y(t), h_{\text{out}}(t)] = \text{RNN\_output\_step}(h_{\text{out}}(t-1), y_{\text{out}}(t-1))$ 
     $y_{\text{out}}(t) = \text{draw\_word\_from}(y(t))$ 
until  $y_{\text{out}}(t) == \text{<eos>}$ 
```

Pseudocode

```
# First run the inputs through the network
# Assuming  $h(-1, l)$  is available for all layers
t = 0
do
     $[h(t), \dots] = \text{RNN\_input\_step}(x(t), h(t-1), \dots)$ 
until  $x(t) == \text{"<eos>"}$ 
H =  $h(T-1)$ 
```

```
# Now generate the output  $y_{\text{out}}(1), y_{\text{out}}(2), \dots$ 
t = 0
 $h_{\text{out}}(0) = H$ 
```

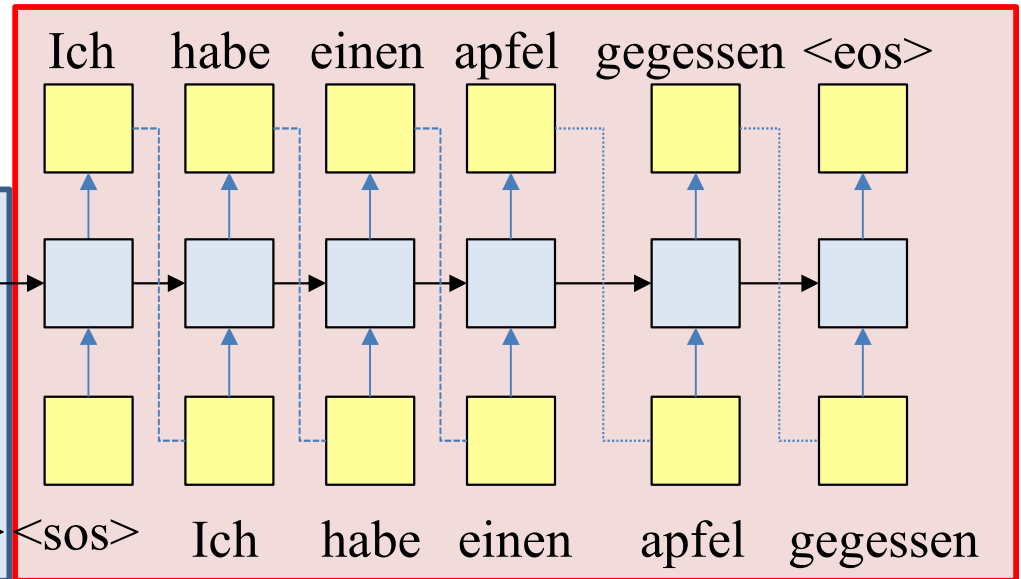
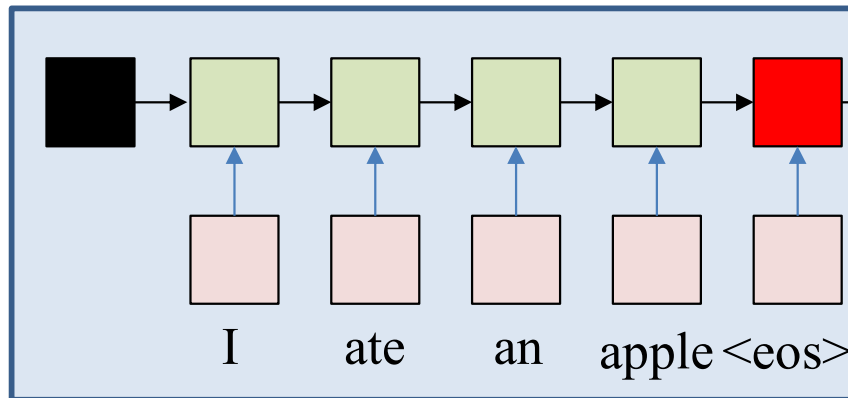
```
# Note: begins with a "start of sentence" symbol
# <sos> and <eos> may be identical
 $y_{\text{out}}(0) = \text{"<sos>"}$ 
do
```

```
    t = t+1
     $[y(t), h_{\text{out}}(t)] = \text{RNN\_output\_step}(h_{\text{out}}(t-1), y_{\text{out}}(t-1))$ 
     $y_{\text{out}}(t) = \text{draw\_word\_from}(y(t))$ 
until  $y_{\text{out}}(t) == \text{"<eos>"}$ 
```

Drawing a different word at t will change the next output since $y_{\text{out}}(t)$ is fed back as input

The “simple” translation model

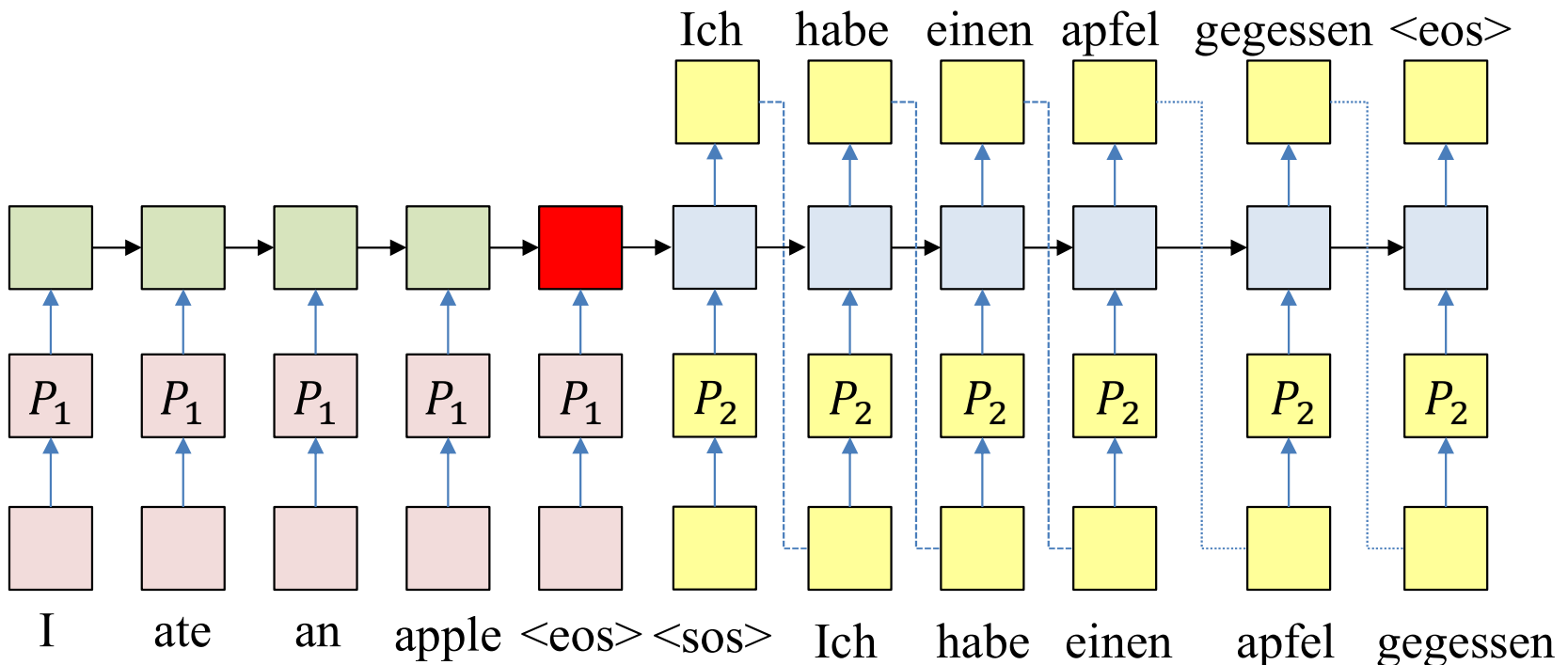
ENCODER



DECODER

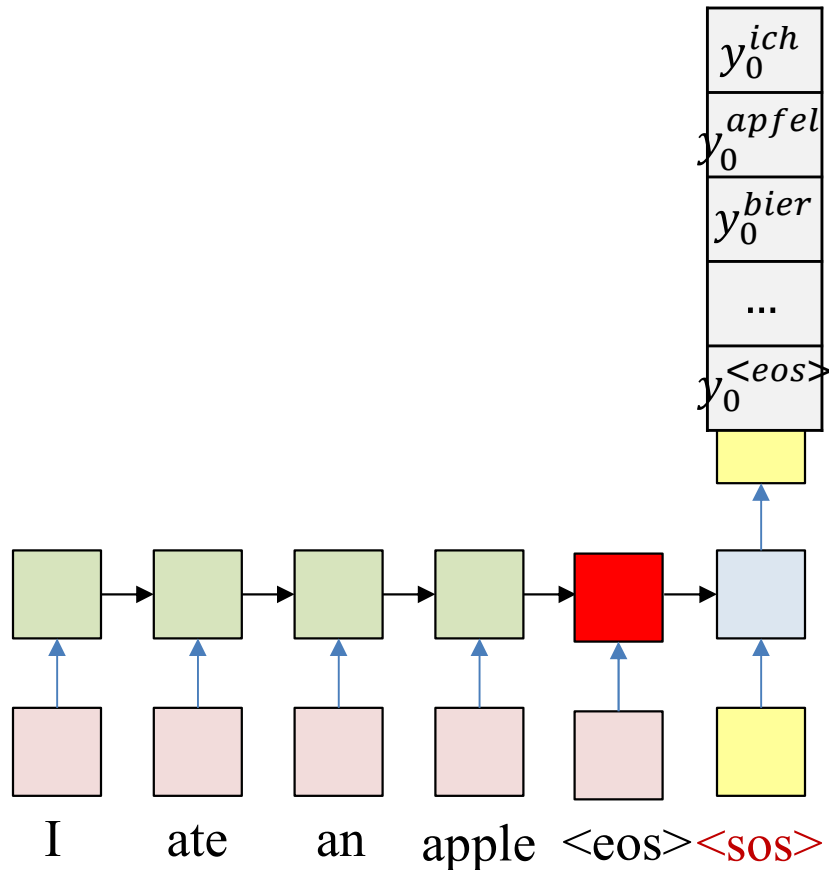
- The recurrent structure that extracts the hidden representation from the input sequence is the *encoder*
- The recurrent structure that utilizes this representation to produce the output sequence is the *decoder*

The “simple” translation model



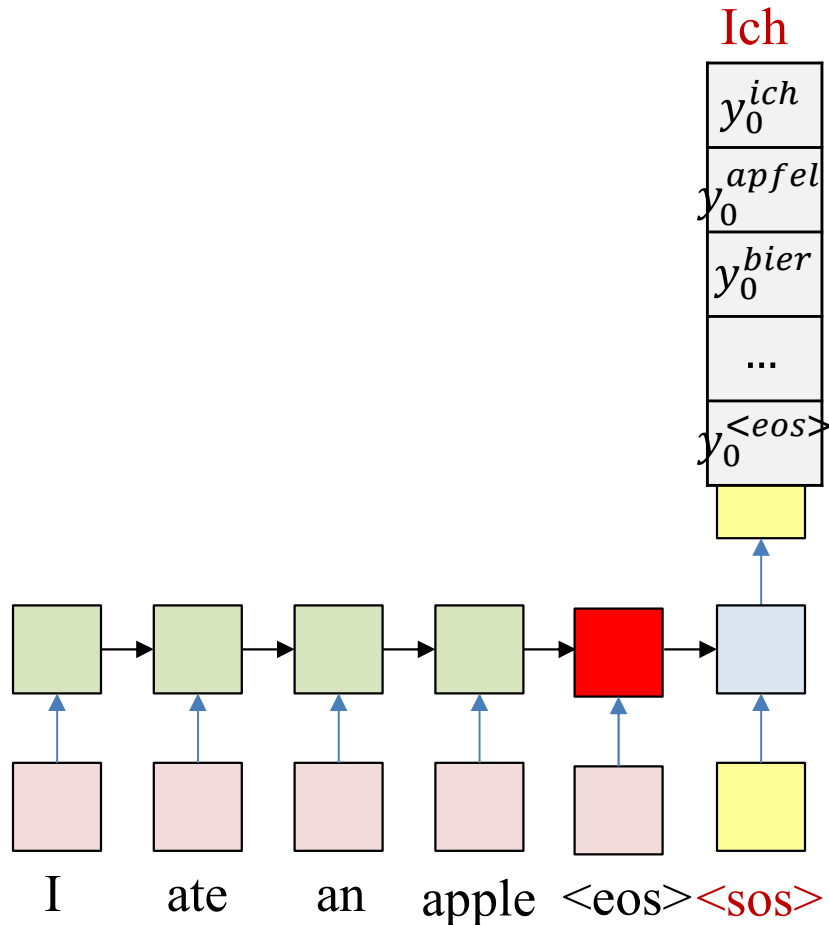
- A more detailed look: The one-hot word representations may be compressed via embeddings
 - Embeddings will be learned along with the rest of the net
 - In the following slides we will not represent the projection matrices

What the network actually produces



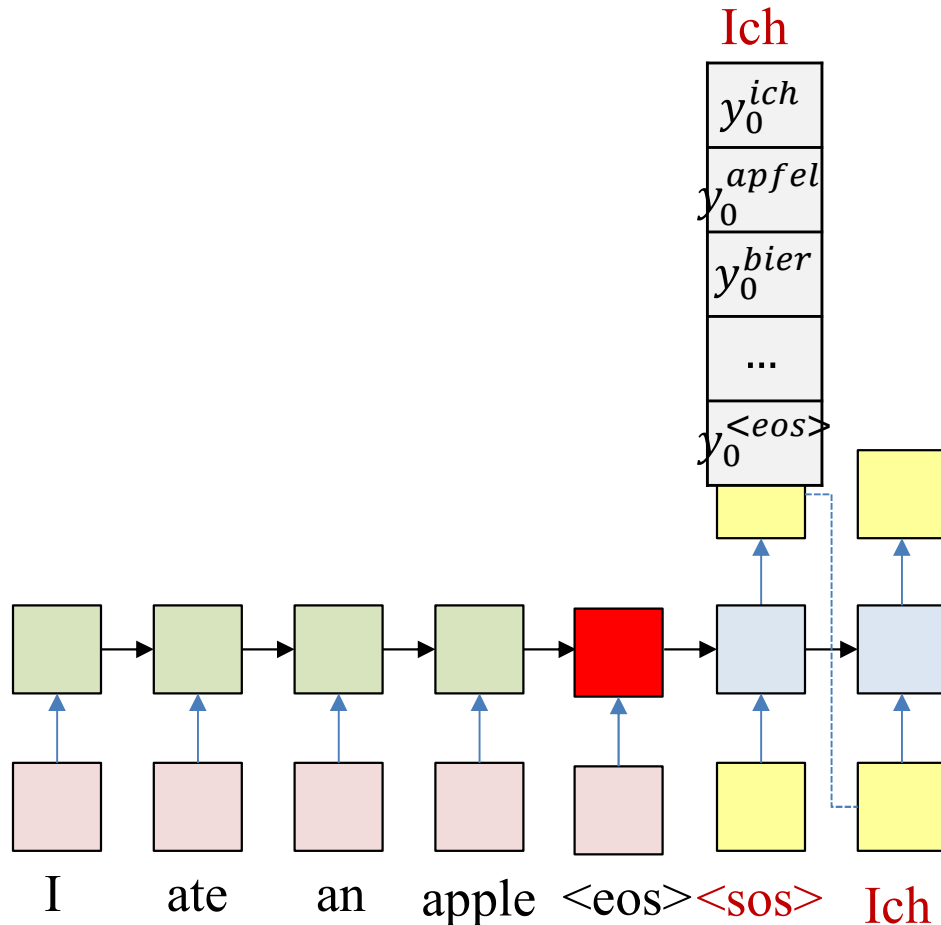
- At each time k the network actually produces a probability distribution over the output vocabulary
 - $y_k^w = P(O_k = w | O_{k-1}, \dots, O_1, I_1, \dots, I_N)$
 - The probability given the entire input sequence I_1, \dots, I_N and the partial output sequence O_1, \dots, O_{k-1} until k
- At each time a word is *drawn* from the output distribution
- The drawn word is provided as input to the next time

What the network actually produces



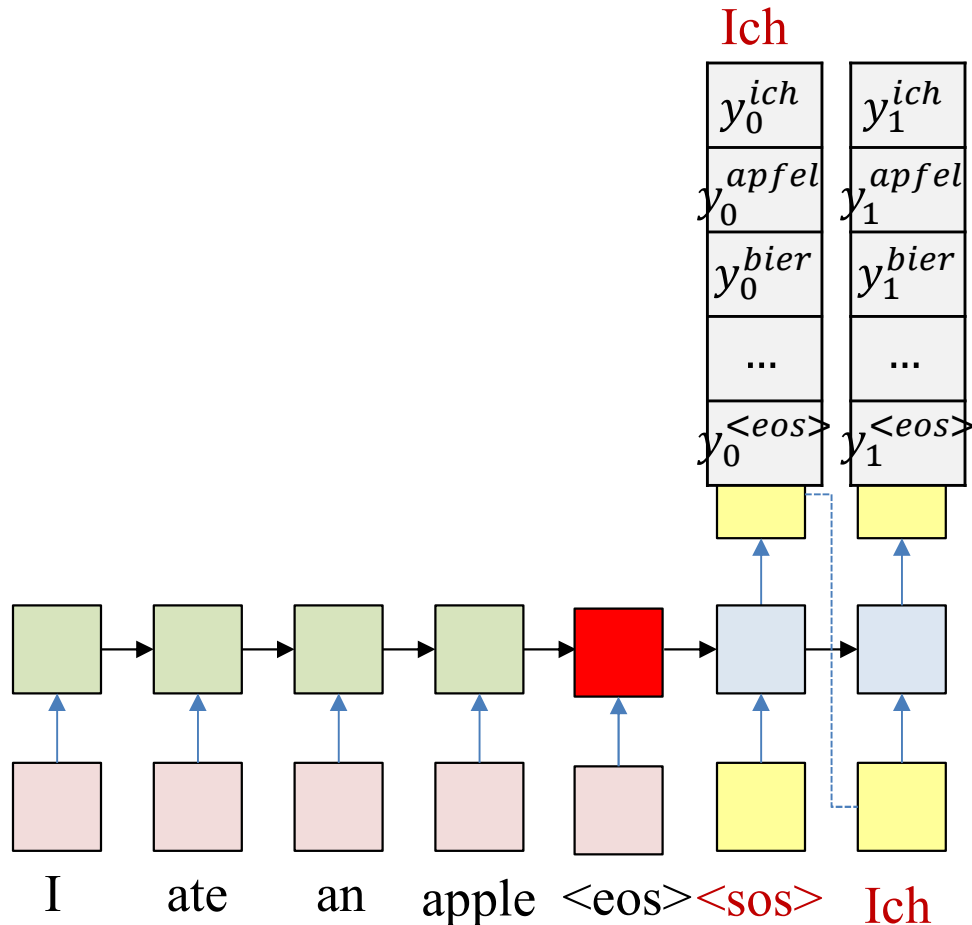
- At each time k the network actually produces a probability distribution over the output vocabulary
 - $y_k^w = P(O_k = w | O_{k-1}, \dots, O_1, I_1, \dots, I_N)$
 - The probability given the entire input sequence I_1, \dots, I_N and the partial output sequence O_1, \dots, O_{k-1} until k
- At each time a word is *drawn* from the output distribution
- The drawn word is provided as input to the next time

What the network actually produces



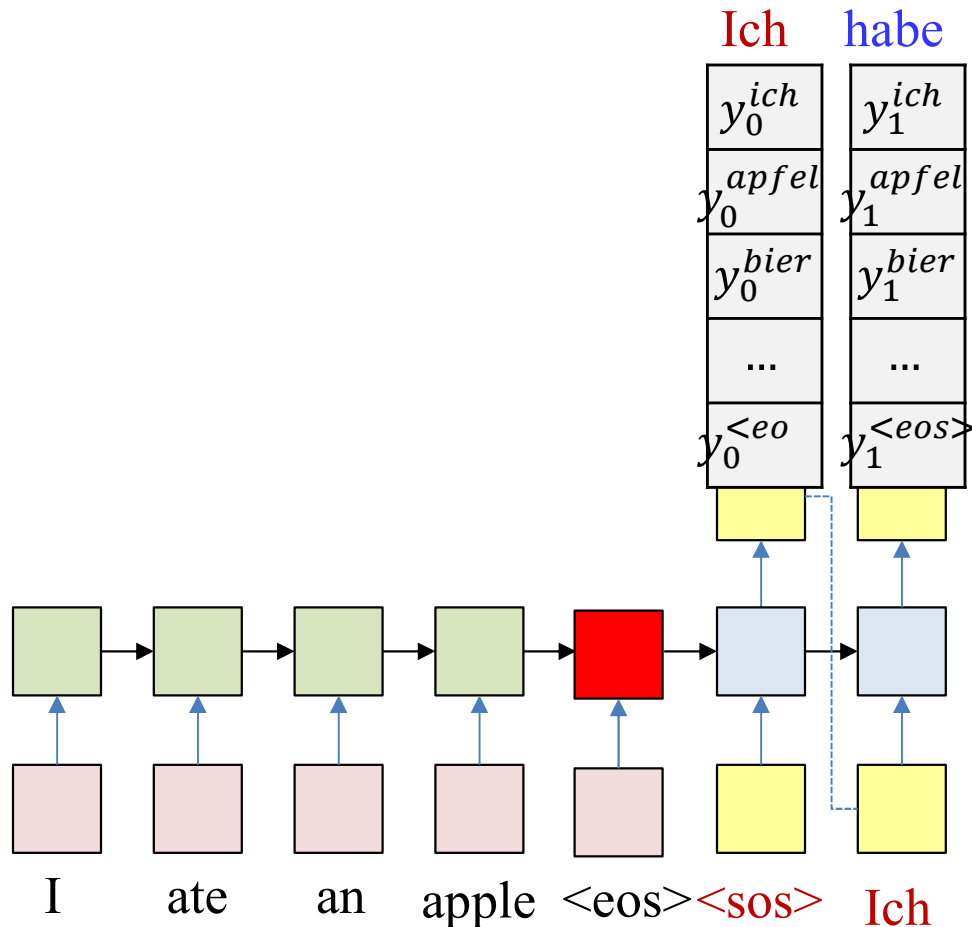
- At each time k the network actually produces a probability distribution over the output vocabulary
 - $y_k^w = P(O_k = w | O_{k-1}, \dots, O_1, I_1, \dots, I_N)$
 - The probability given the entire input sequence I_1, \dots, I_N and the partial output sequence O_1, \dots, O_{k-1} until k
- At each time a word is *drawn* from the output distribution
- The drawn word is provided as input to the next time

What the network actually produces



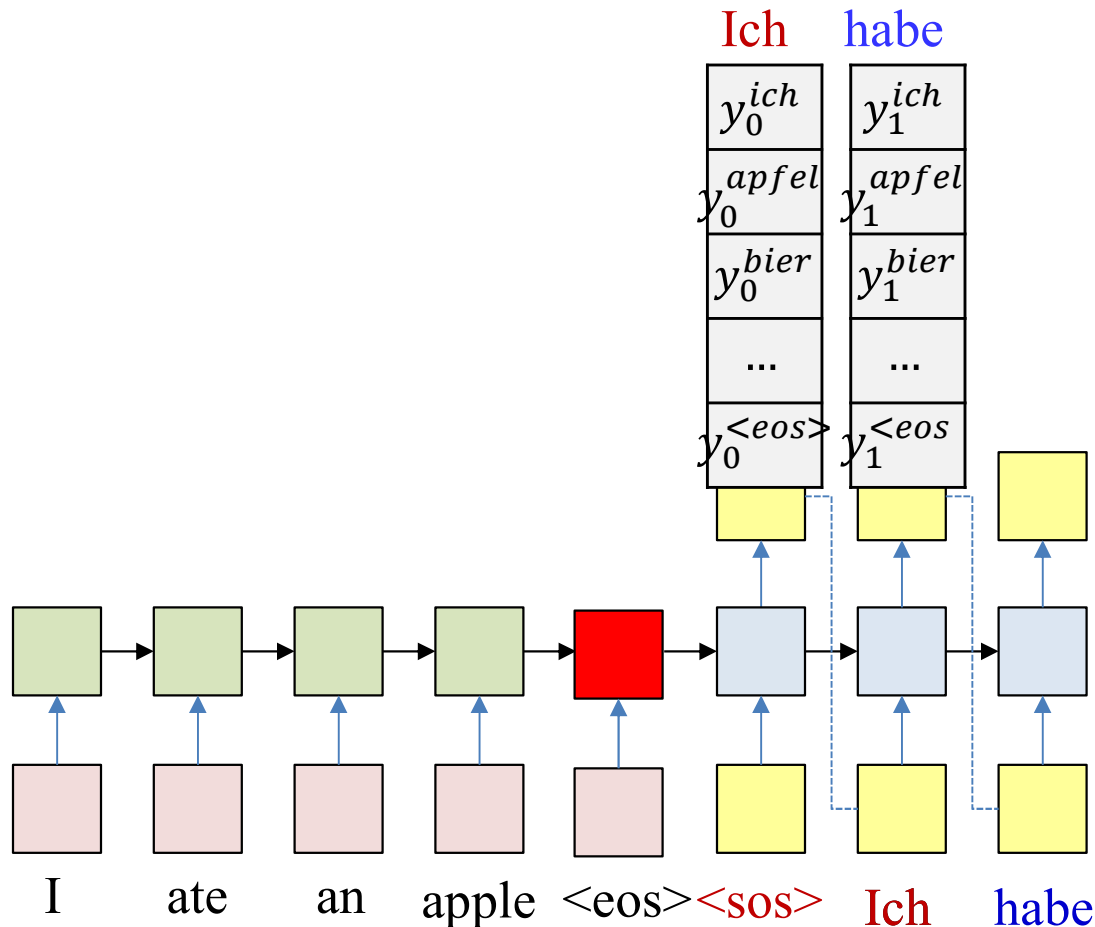
- At each time k the network actually produces a probability distribution over the output vocabulary
 - $y_k^w = P(O_k = w | O_{k-1}, \dots, O_1, I_1, \dots, I_N)$
 - The probability given the entire input sequence I_1, \dots, I_N and the partial output sequence O_1, \dots, O_{k-1} until k
- At each time a word is *drawn* from the output distribution
- The drawn word is provided as input to the next time

What the network actually produces



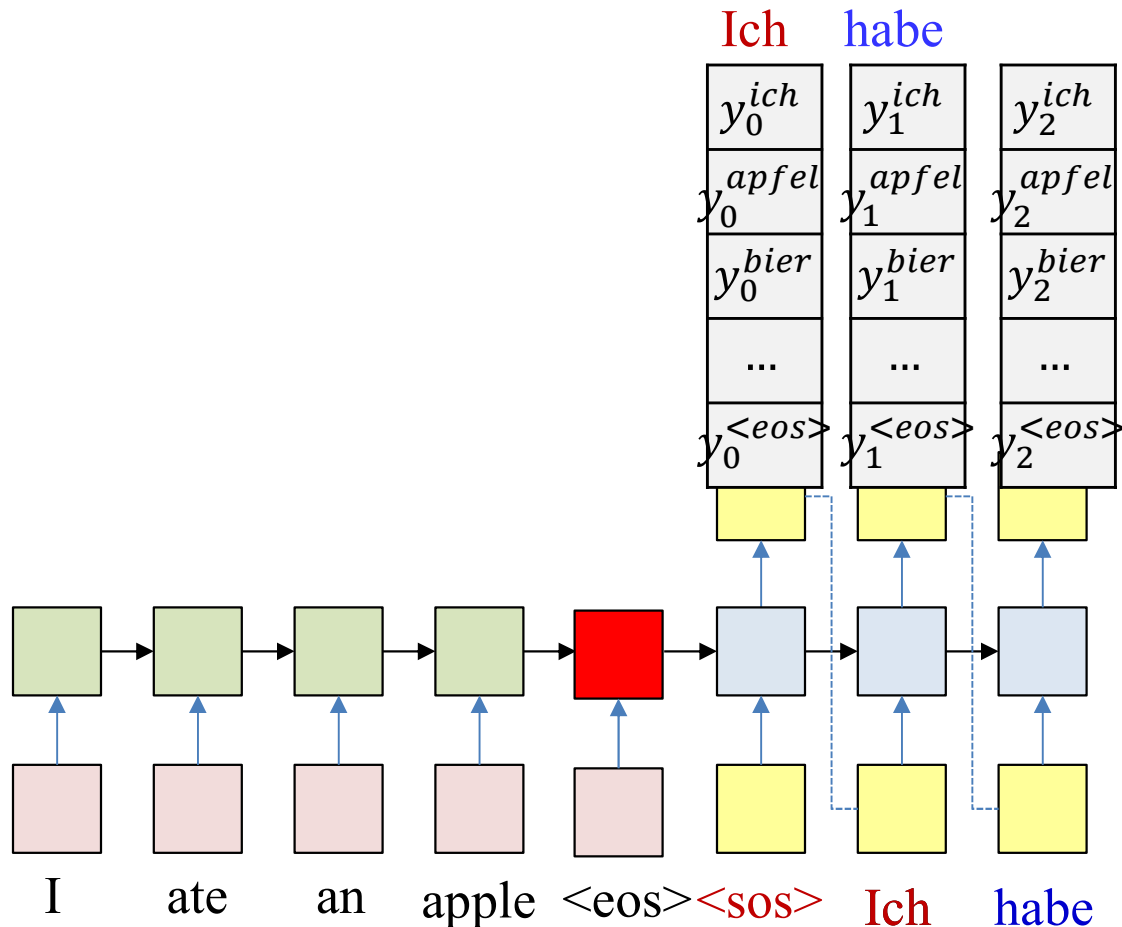
- At each time k the network actually produces a probability distribution over the output vocabulary
 - $y_k^w = P(O_k = w | O_{k-1}, \dots, O_1, I_1, \dots, I_N)$
 - The probability given the entire input sequence I_1, \dots, I_N and the partial output sequence O_1, \dots, O_{k-1} until k
- At each time a word is *drawn* from the output distribution
- The drawn word is provided as input to the next time

What the network actually produces



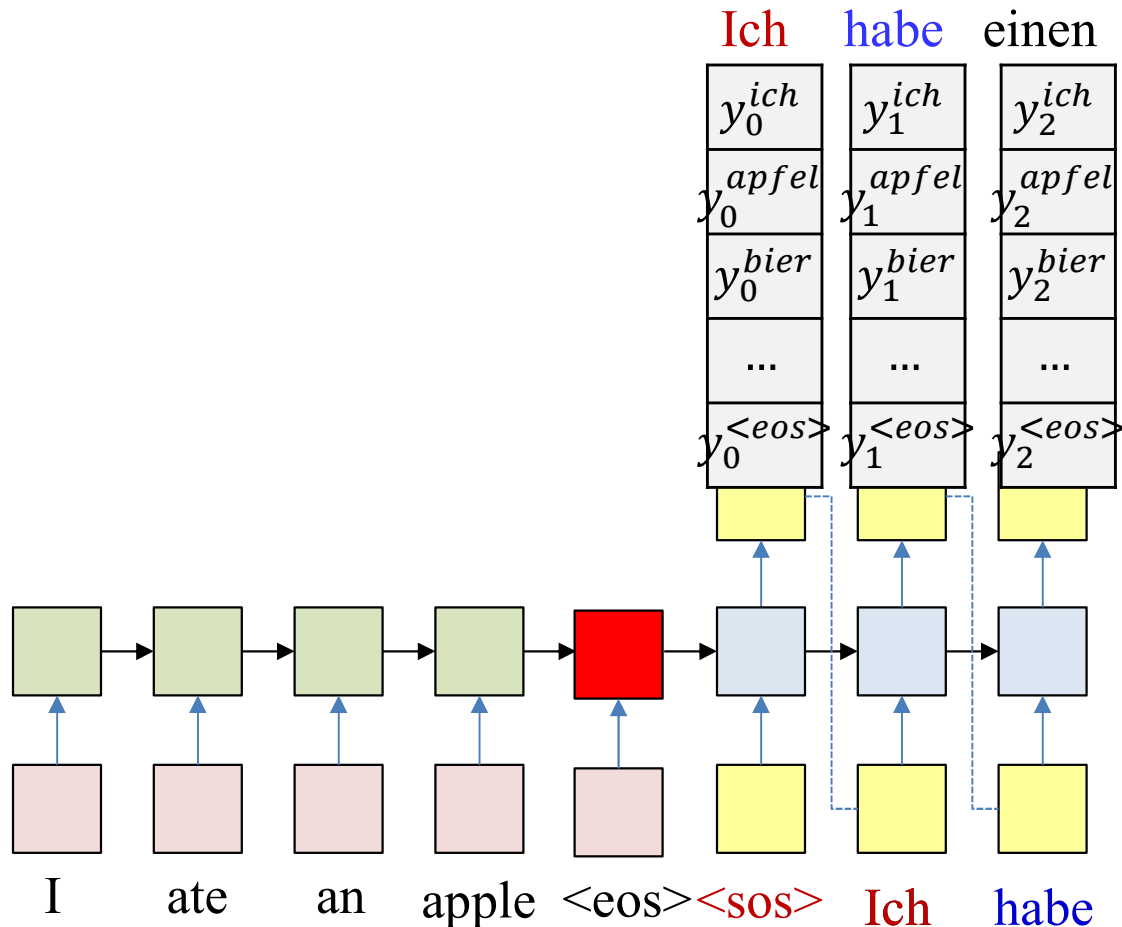
- At each time k the network actually produces a probability distribution over the output vocabulary
 - $y_k^w = P(O_k = w | O_{k-1}, \dots, O_1, I_1, \dots, I_N)$
 - The probability given the entire input sequence I_1, \dots, I_N and the partial output sequence O_1, \dots, O_{k-1} until k
- At each time a word is *drawn* from the output distribution
- The drawn word is provided as input to the next time

What the network actually produces



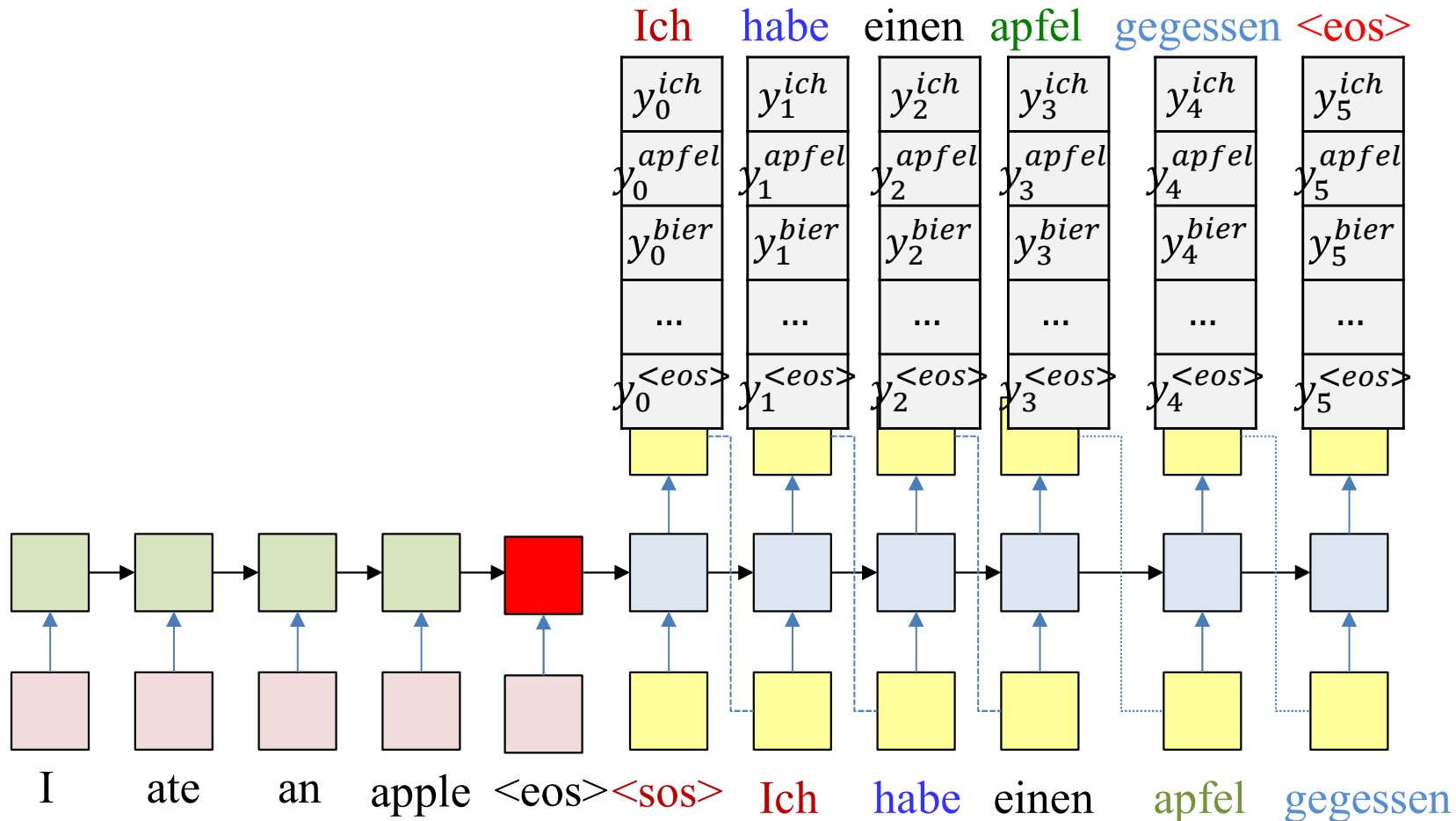
- At each time k the network actually produces a probability distribution over the output vocabulary
 - $y_k^w = P(O_k = w | O_{k-1}, \dots, O_1, I_1, \dots, I_N)$
 - The probability given the entire input sequence I_1, \dots, I_N and the partial output sequence O_1, \dots, O_{k-1} until k
- At each time a word is *drawn* from the output distribution
- The drawn word is provided as input to the next time

What the network actually produces



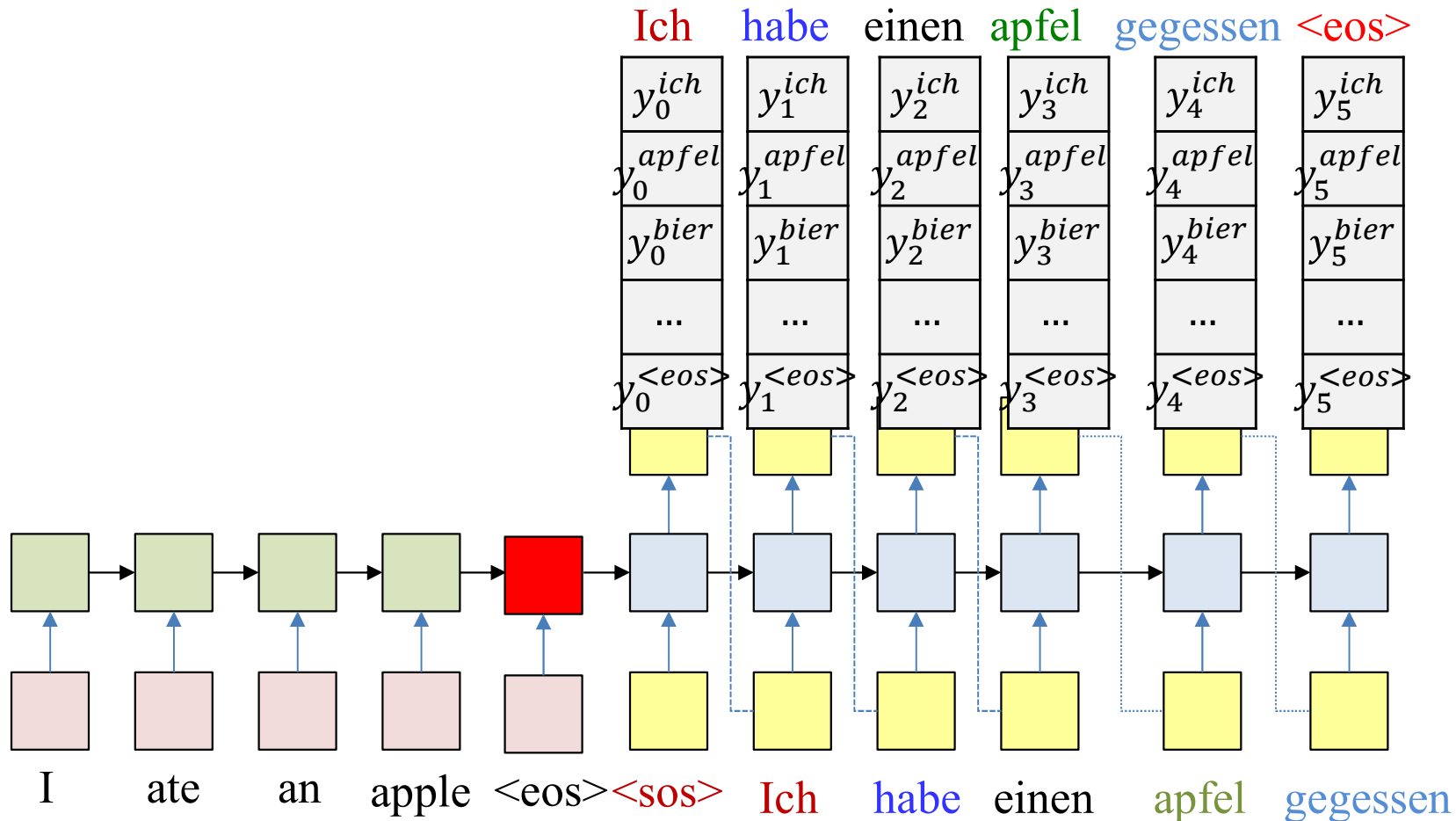
- At each time k the network actually produces a probability distribution over the output vocabulary
 - $y_k^w = P(O_k = w | O_{k-1}, \dots, O_1, I_1, \dots, I_N)$
 - The probability given the entire input sequence I_1, \dots, I_N and the partial output sequence O_1, \dots, O_{k-1} until k
- At each time a word is *drawn* from the output distribution
- The drawn word is provided as input to the next time

What the network actually produces



- At each time k the network actually produces a probability distribution over the output vocabulary
 - $y_k^w = P(O_k = w | O_{k-1}, \dots, O_1, I_1, \dots, I_N)$
 - The probability given the entire input sequence I_1, \dots, I_N and the partial output sequence O_1, \dots, O_{k-1} until k
- At each time a word is *drawn* from the output distribution
- The drawn word is provided as input to the next time

Generating an output from the net



- At each time the network produces a probability distribution over words, given the entire input and entire output sequence so far
- At each time a word is *drawn* from the output distribution
- The drawn word is provided as input to the next time
- **The process continues until an <eos> is drawn**

Pseudocode

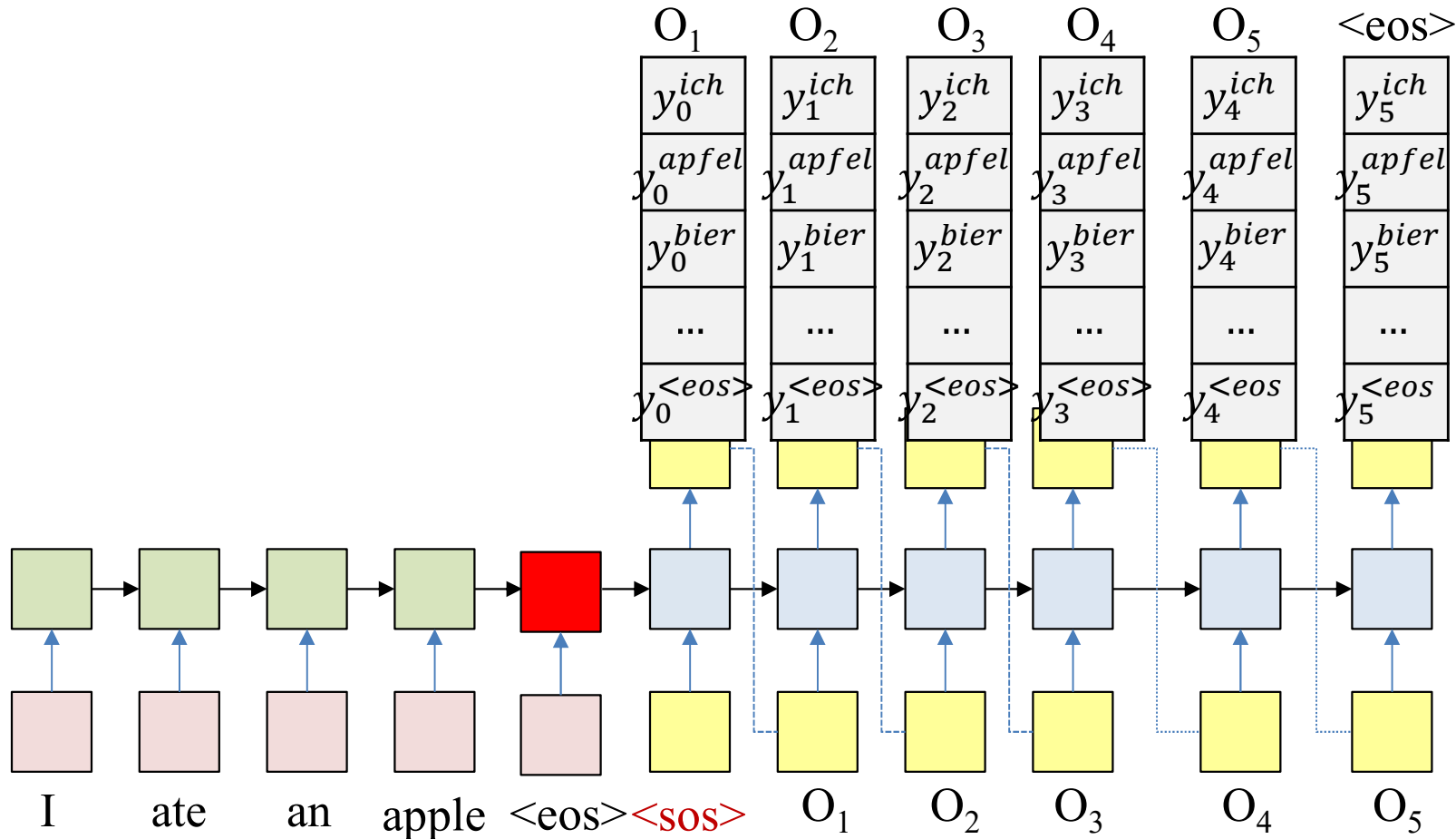
```
# First run the inputs through the network
# Assuming  $h(-1, l)$  is available for all layers
t = 0
do
     $[h(t), \dots] = \text{RNN\_input\_step}(x(t), h(t-1), \dots)$ 
until  $x(t) == \text{"<eos>"}$ 
H =  $h(T-1)$ 

# Now generate the output  $y_{\text{out}}(1), y_{\text{out}}(2), \dots$ 
t = 0
 $h_{\text{out}}(0) = H$ 

# Note: begins with a "start of sentence" symbol
# <sos> and <eos> may be identical
 $y_{\text{out}}(0) = \text{"<sos>"}$ 
do
    t = t+1
     $[y(t), h_{\text{out}}(t)] = \text{RNN\_output\_step}(h_{\text{out}}(t-1), y_{\text{out}}(t-1))$ 
     $y_{\text{out}}(t) = \text{draw\_word\_from}(y(t))$ 
until  $y_{\text{out}}(t) == \text{"<eos>"}$ 
```

What is this magic operation?

The probability of the output

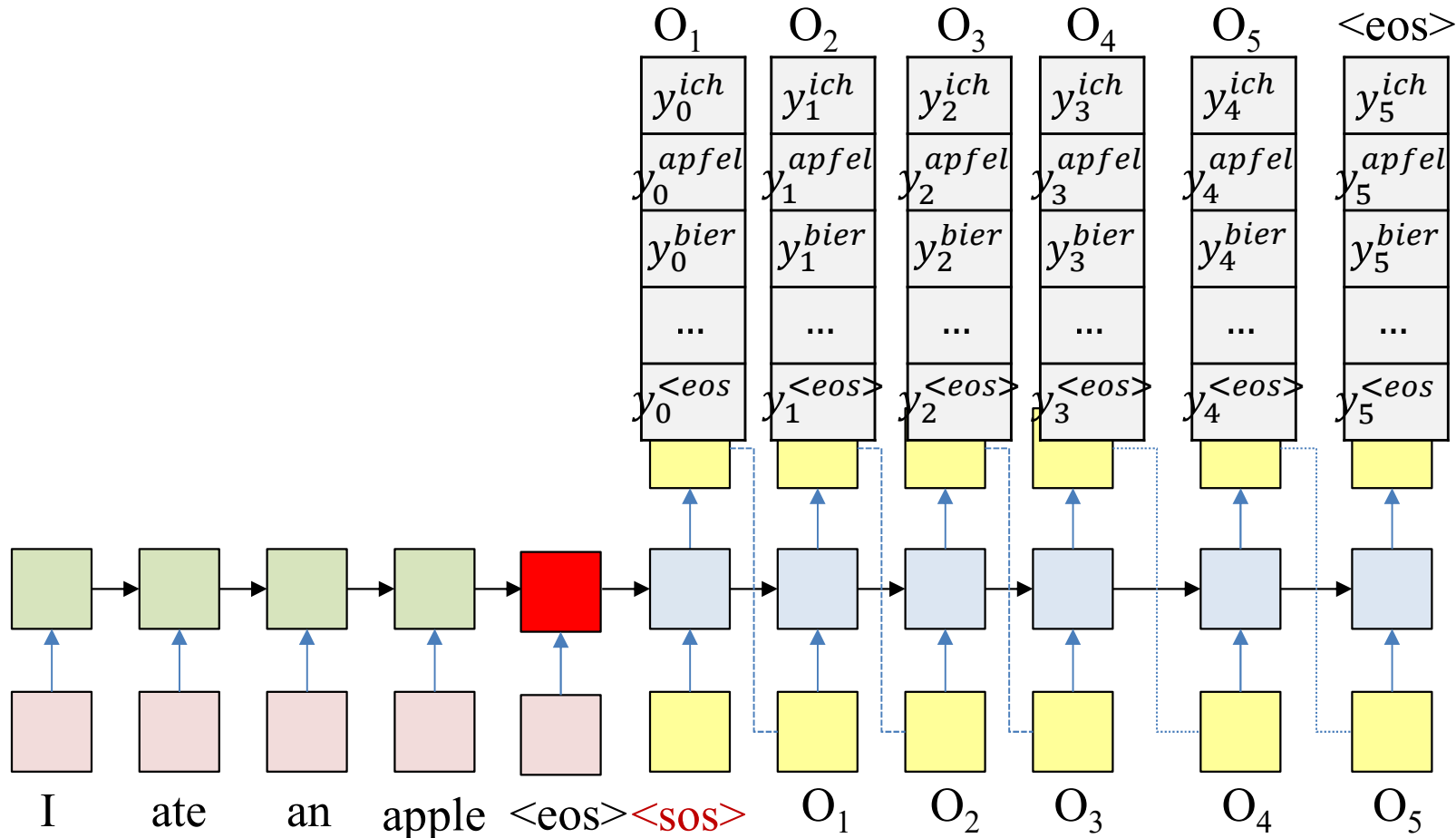


$$P(O_1, \dots, O_L | I_1, \dots, I_N)$$

$$= P(O_1 | I_1, \dots, I_N) P(O_2 | O_1, I_1, \dots, I_N) P(O_3 | O_1, O_2, I_1, \dots, I_N) \dots P(O_L | O_1, \dots, O_{L-1}, I_1, \dots, I_N)$$

$$= y_1^{O_1} y_2^{O_2} \dots y_L^{O_L}$$

The probability of the output

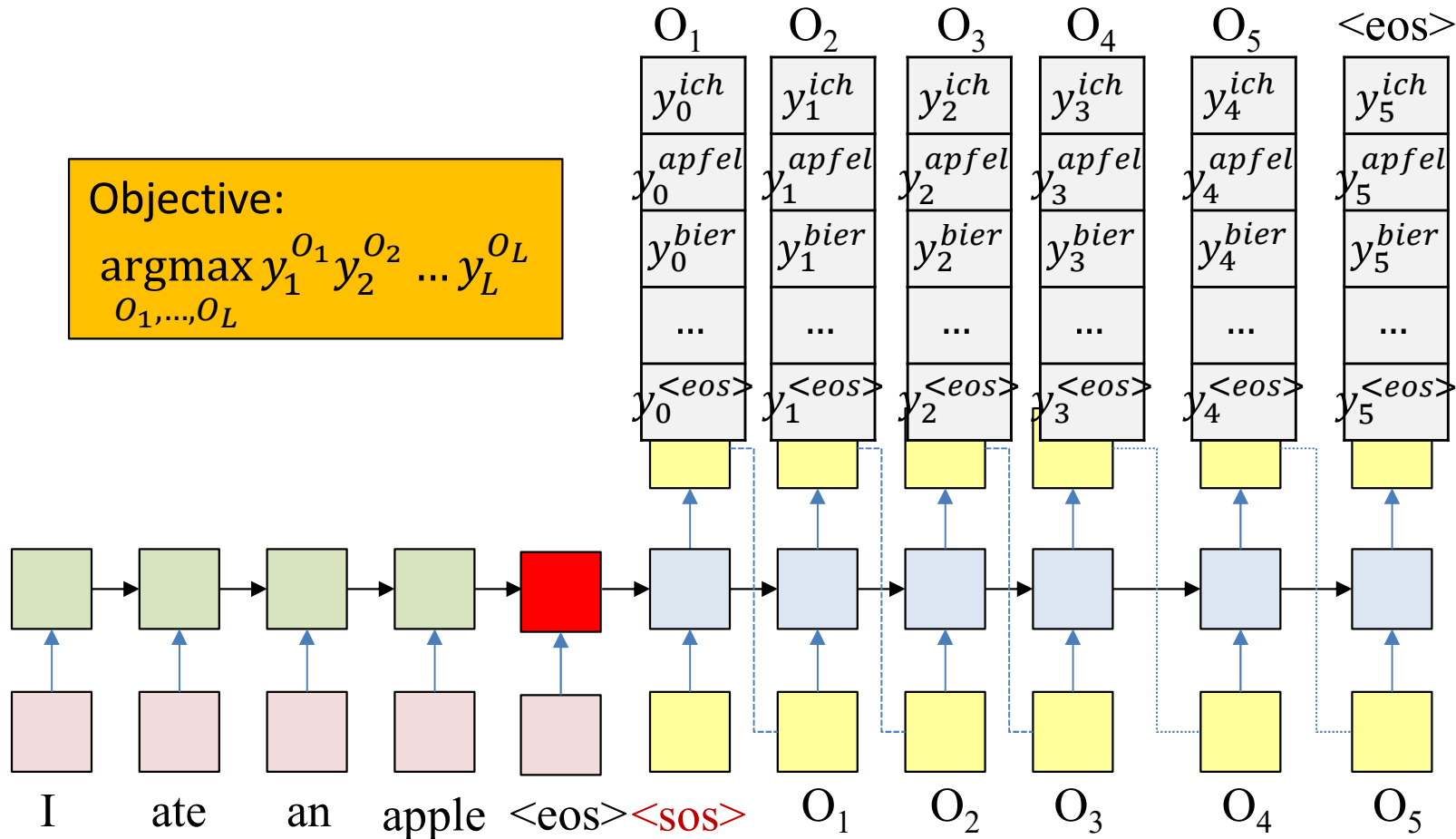


- **The objective of drawing: Produce the most likely output (that ends in an <eos>)**

$$\operatorname{argmax}_{O_1, \dots, O_L} P(O_1, \dots, O_L | W_1^{\text{in}}, \dots, W_N^{\text{in}})$$

$$= \operatorname{argmax}_{O_1, \dots, O_L} y_1^{O_1} y_2^{O_2} \dots y_L^{O_L}$$

Greedy drawing



- So how do we draw words at each time to get the most likely word sequence?
- *Greedy* answer – select the most probable word at each time

Pseudocode

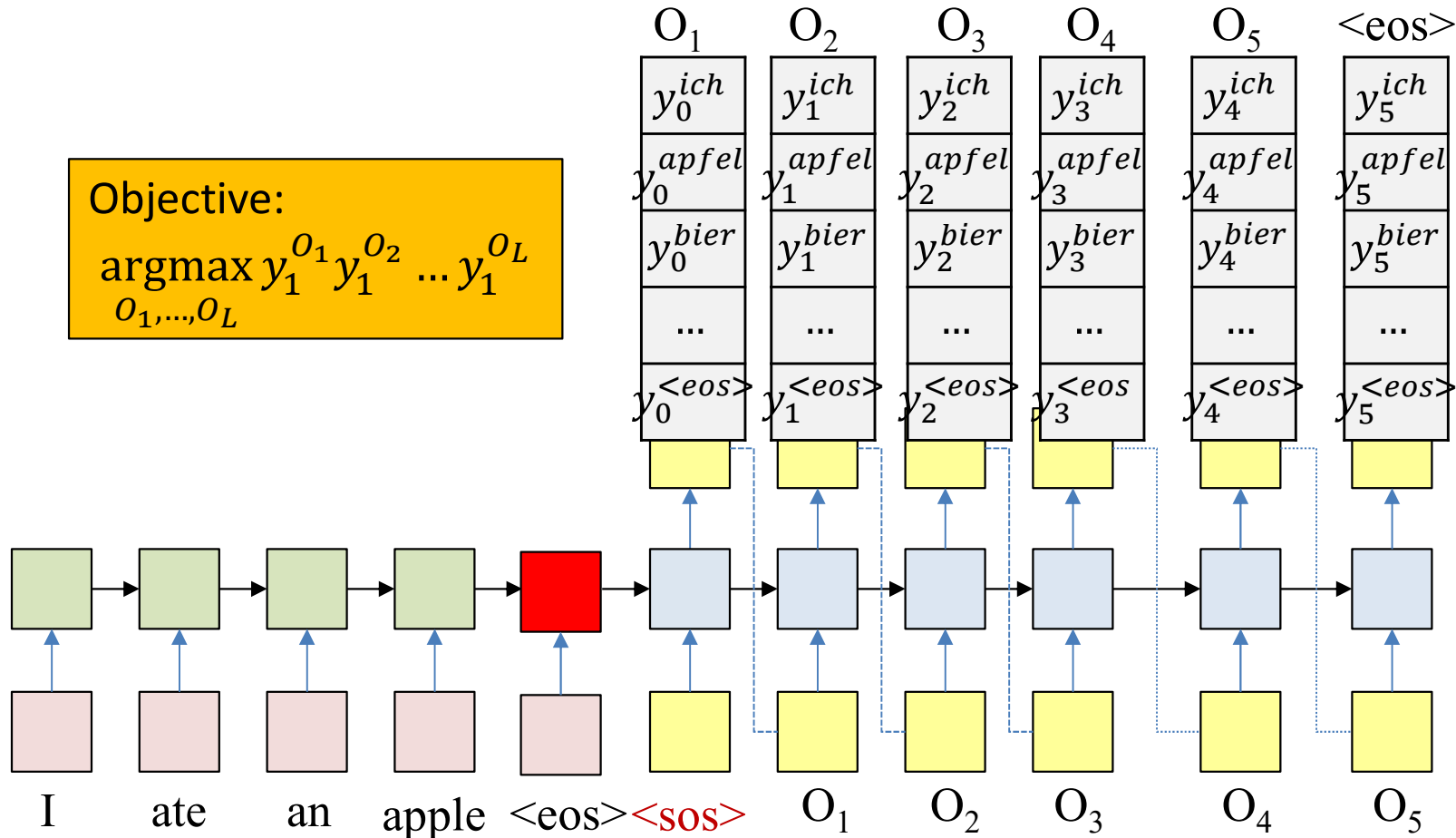
```
# First run the inputs through the network
# Assuming  $h(-1, l)$  is available for all layers
t = 0
do
     $[h(t), \dots] = \text{RNN\_input\_step}(x(t), h(t-1), \dots)$ 
until  $x(t) == \text{"<eos>"}$ 
H =  $h(T-1)$ 

# Now generate the output  $y_{\text{out}}(1), y_{\text{out}}(2), \dots$ 
t = 0
 $h_{\text{out}}(0) = H$ 

# Note: begins with a "start of sentence" symbol
#       <sos> and <eos> may be identical
 $y_{\text{out}}(0) = \text{"<sos>"}$ 
do
    t = t+1
     $[y(t), h_{\text{out}}(t)] = \text{RNN\_output\_step}(h_{\text{out}}(t-1), y_{\text{out}}(t-1))$ 
     $y_{\text{out}}(t) = \text{argmax}_i(y(t, i))$ 
until  $y_{\text{out}}(t) == \text{"<eos>"}$ 
```

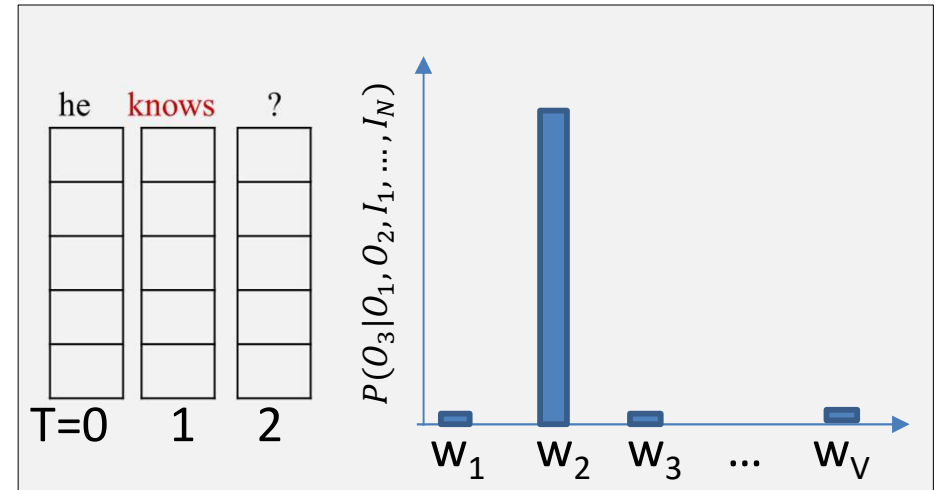
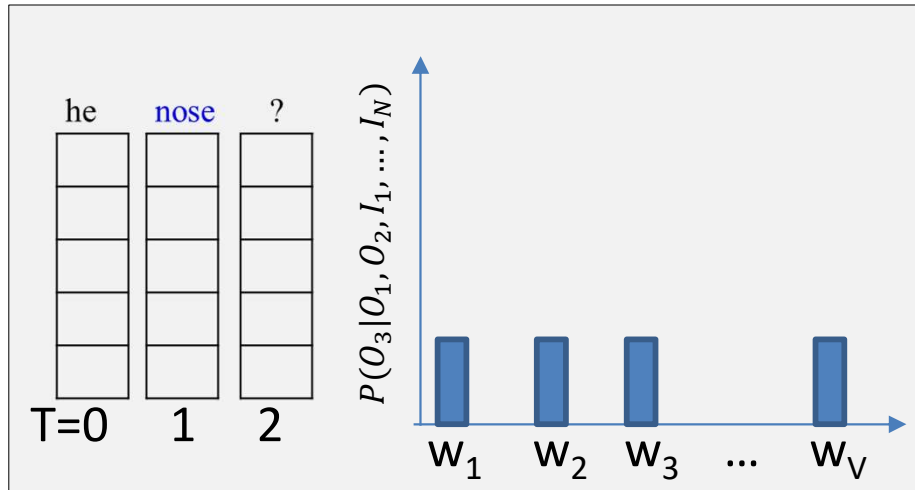
Select the most likely output at each time

Greedy drawing



- Cannot just pick the most likely symbol at each time
 - That may cause the distribution to be more “confused” at the next time
 - Choosing a different, less likely word could cause the distribution at the next time to be more peaky, resulting in a more likely output overall

Greedy is not good

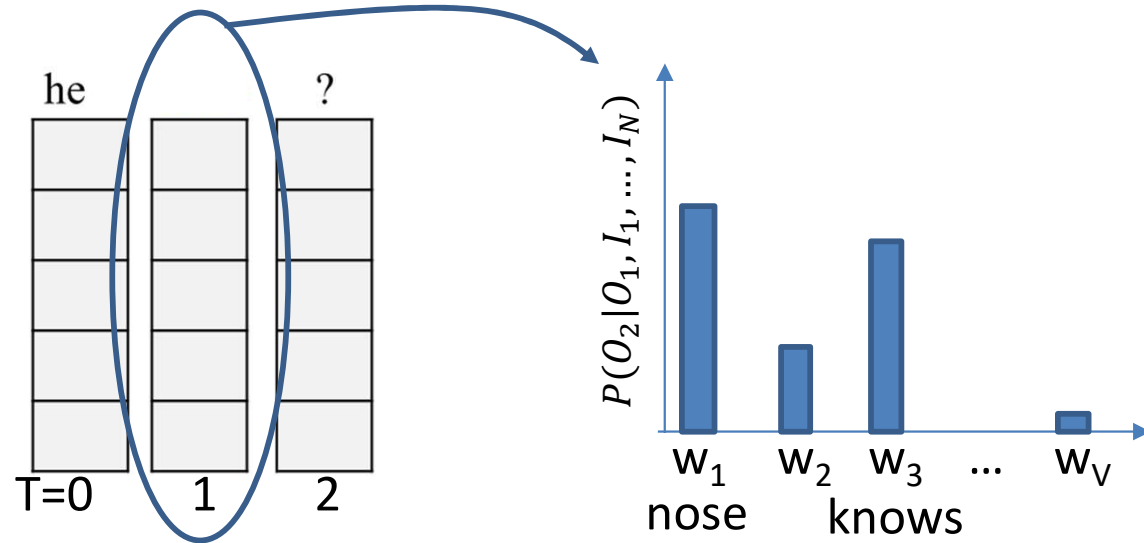


- Hypothetical example (from English speech recognition : Input is speech, output must be text)
- “Nose” has highest probability at $t=2$ and is selected
 - The model is very confused at $t=3$ and assigns low probabilities to many words at the next time
 - Selecting any of these will result in low probability for the entire 3-word sequence
- “Knows” has slightly lower probability than “nose”, but is still high and is selected
 - “he knows” is a reasonable beginning and the model assigns high probabilities to words such as “something”
 - Selecting one of these results in higher overall probability for the 3-word sequence

Greedy is not good

What should we have chosen at $t=2$??

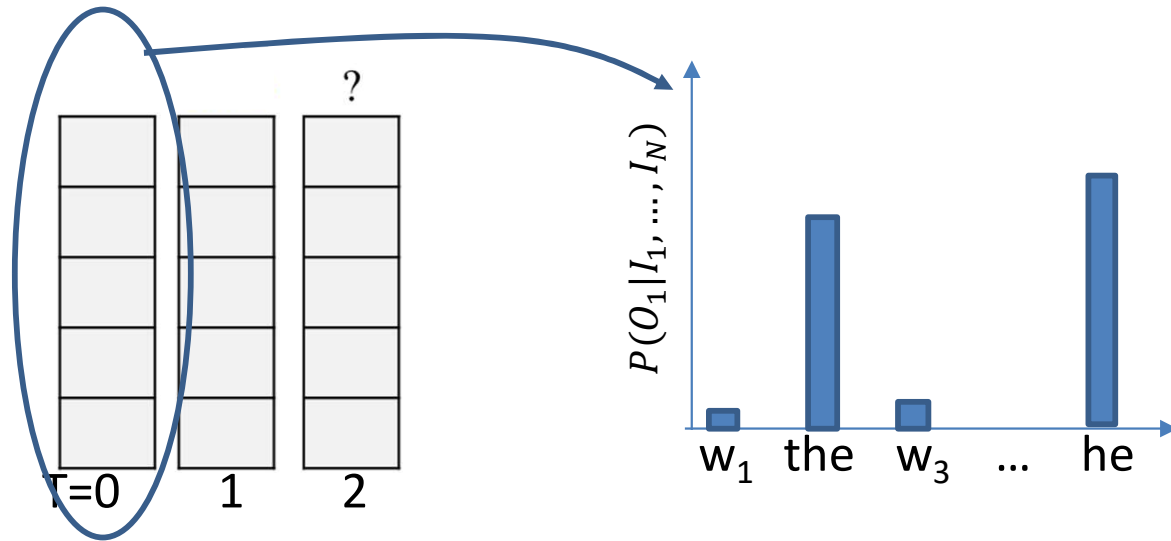
Will selecting “nose” continue to have a bad effect into the distant future?



- Problem: Impossible to know a priori which word leads to the more promising future
 - Should we draw “nose” or “knows”?
 - Effect may not be obvious until several words down the line
 - Or the choice of the wrong word early may cumulatively lead to a poorer overall score over time

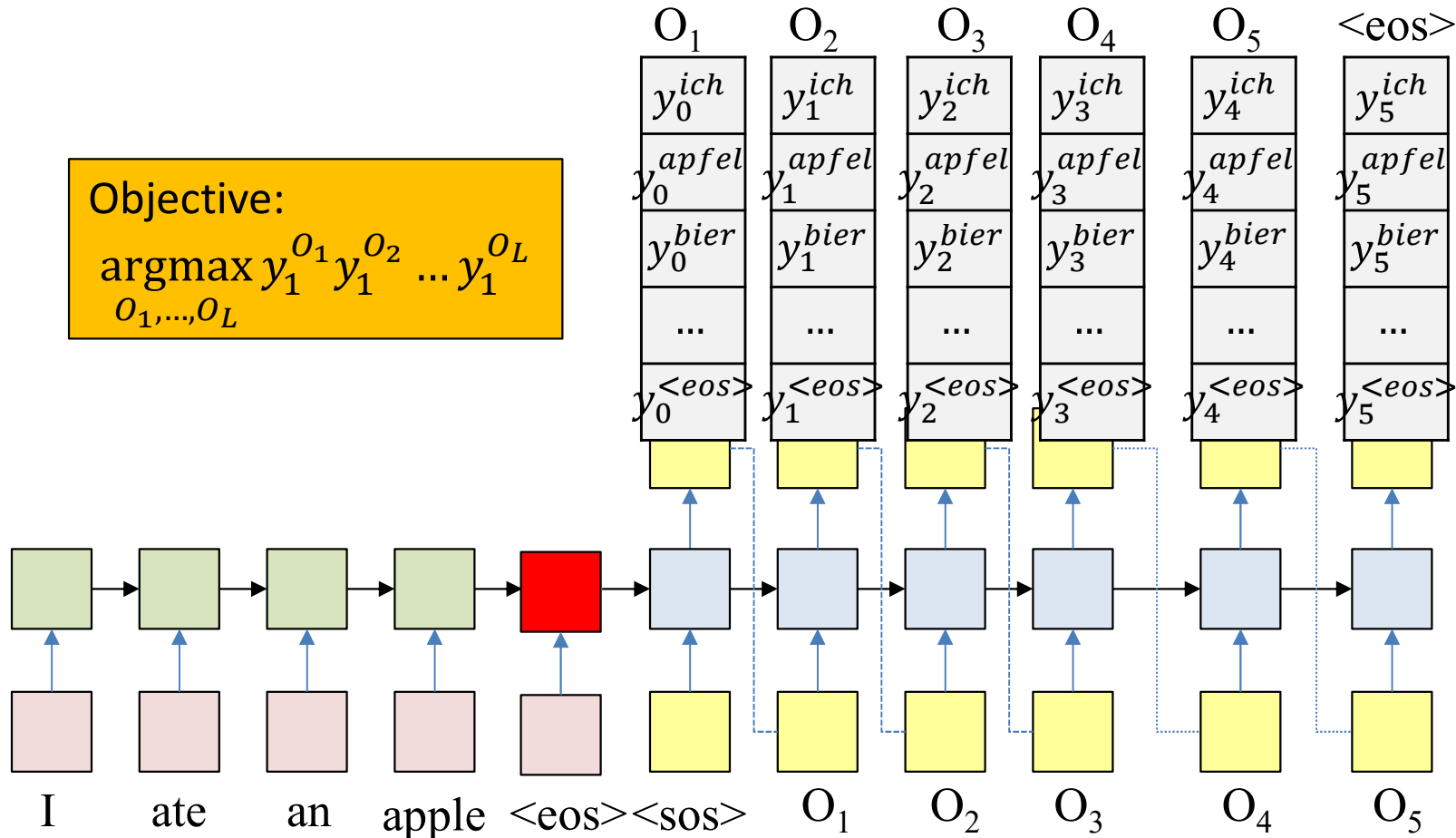
Greedy is not good

What should we
have chosen at $t=1$??
Choose “the” or “he”?



- Problem: Impossible to know a priori which word leads to the more promising future
 - Even earlier: Choosing the lower probability “the” instead of “he” at $T=0$ may have made a choice of “nose” more reasonable at $T=1$..
- In general, making a poor choice at any time commits us to a poor future
 - But we cannot know at that time the choice was poor

Drawing by random sampling



- Alternate option: Randomly draw a word at each time according to the output probability distribution

Pseudocode

```
# First run the inputs through the network
# Assuming  $h(-1, l)$  is available for all layers
t = 0
do
     $[h(t), \dots] = \text{RNN\_input\_step}(x(t), h(t-1), \dots)$ 
until  $x(t) == \text{"<eos>"}$ 
H =  $h(T-1)$ 
```

```
# Now generate the output  $y_{\text{out}}(1), y_{\text{out}}(2), \dots$ 
t = 0
 $h_{\text{out}}(0) = H$ 
```

```
# Note: begins with a "start of sentence" symbol
```

```
# <sos> and <eos> may be identical
```

```
 $y_{\text{out}}(0) = \text{"<sos>"}$ 
```

```
do
    t = t+1
     $[y(t), h_{\text{out}}(t)] = \text{RNN\_output\_step}(h_{\text{out}}(t-1), y_{\text{out}}(t-1))$ 
     $y_{\text{out}}(t) = \text{sample}(y(t))$ 
until  $y_{\text{out}}(t) == \text{"<eos>"}$ 
```

Randomly sample from the output distribution.



Poll 3

For greedy decoding, we choose the word that has been assigned the highest probability at each time (T/F)

- True
- False

In decoding through random sampling we randomly choose the next word according to the probability assigned to it by the decoder (T/F)

- True
- False

The procedure used for randomly sampling a word from a distribution has been presented in today's class (T/F)

- True
- False

Poll 3

For greedy decoding, we choose the word that has been assigned the highest probability at each time (T/F)

- **True**
- False

In decoding through random sampling we randomly choose the next word according to the probability assigned to it by the decoder (T/F)

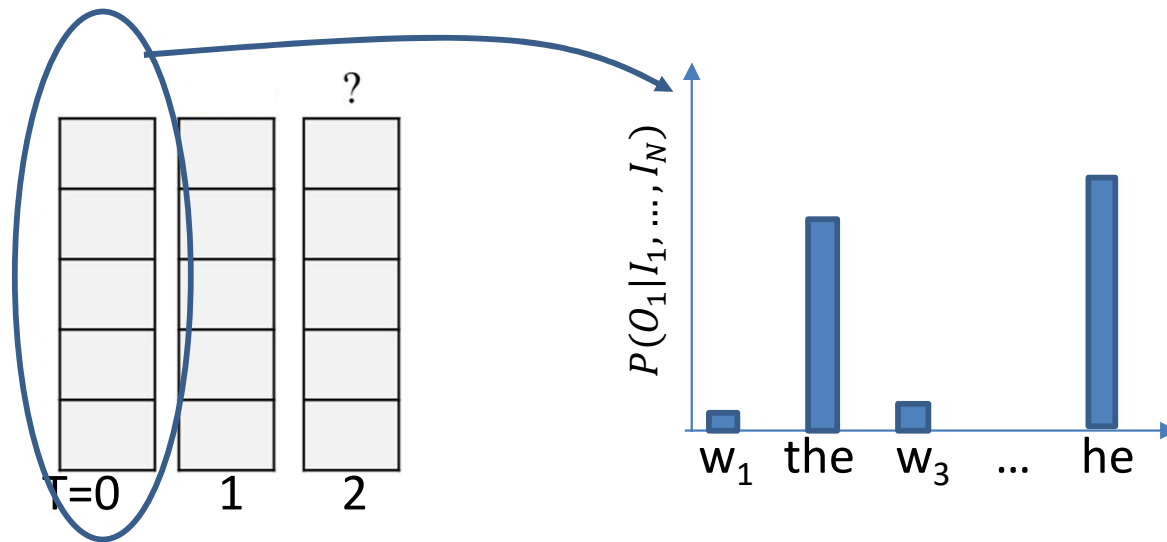
- **True**
- False

The procedure used for randomly sampling a word from a distribution has been presented in today's class (T/F)

- True
- **False**

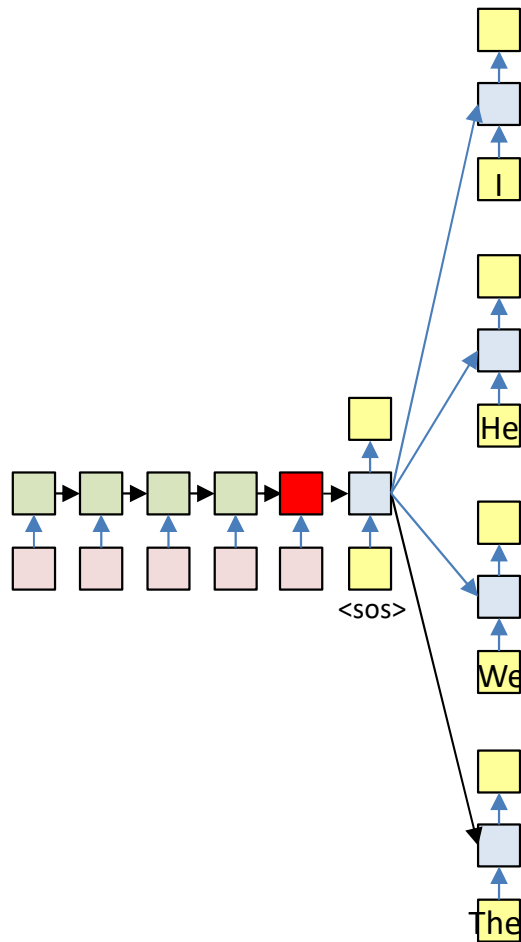
Your choices can get you stuck

What should we
have chosen at $t=1$??
Choose “the” or “he”?



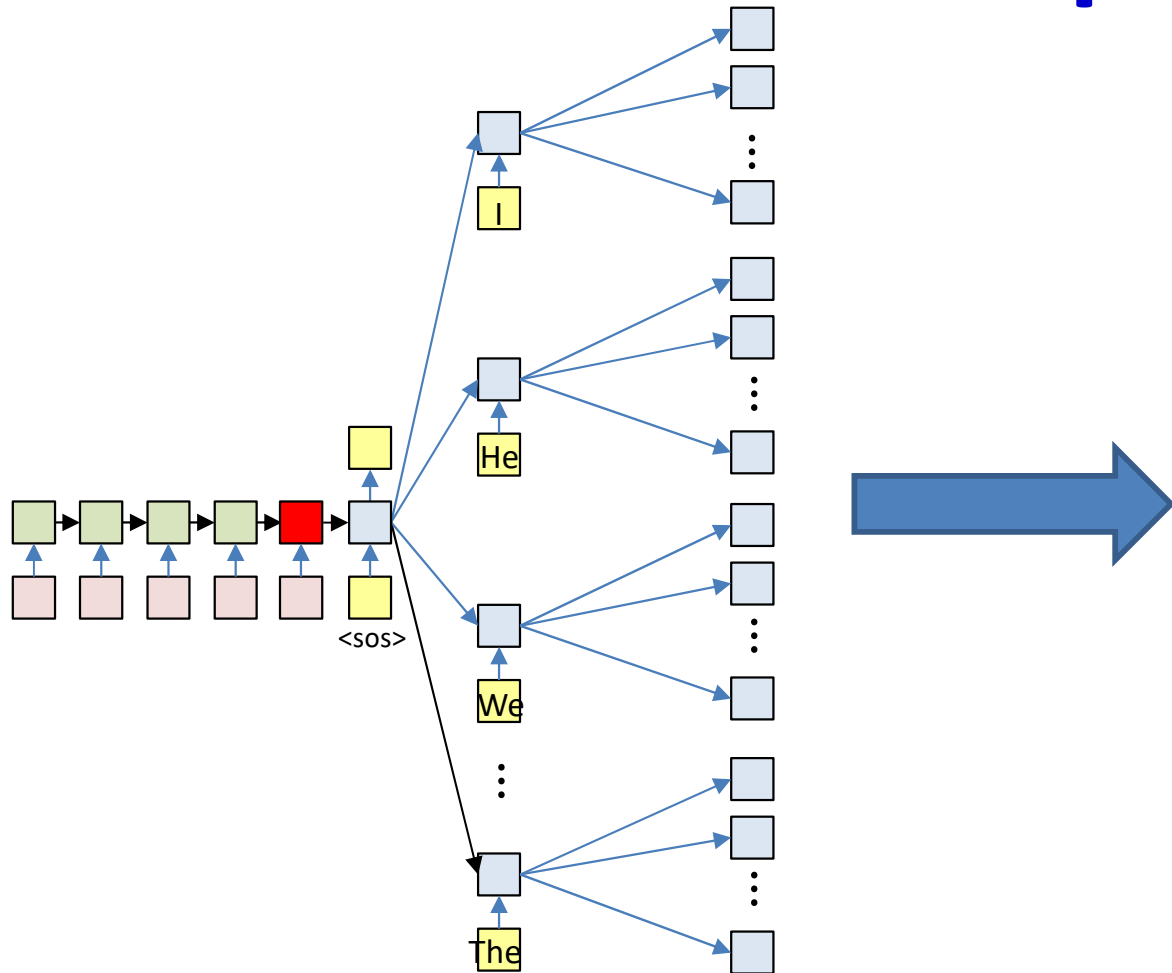
- Problem: making a poor choice at any time commits us to a poor future
 - But we cannot know at that time the choice was poor
- Solution: Don't choose..

Optimal Solution: Multiple choices



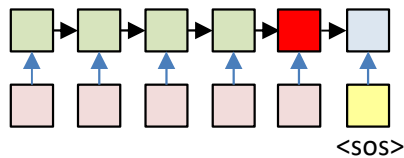
- Retain all choices and *fork* the network
 - With every possible word as input

Problem: Multiple choices



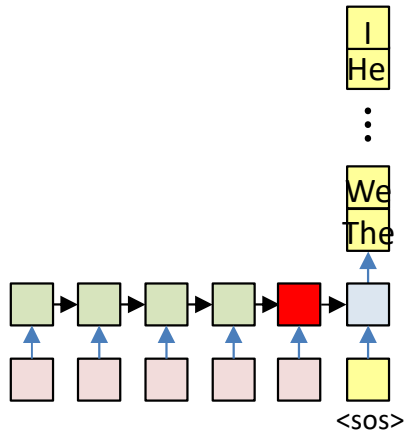
- **Problem:** This will blow up very quickly
 - For an output vocabulary of size V , after T output steps we'd have forked out V^T branches

Optimal Solution: Multiple choices



- Retain all choices and *fork* the network
 - With every possible word as input

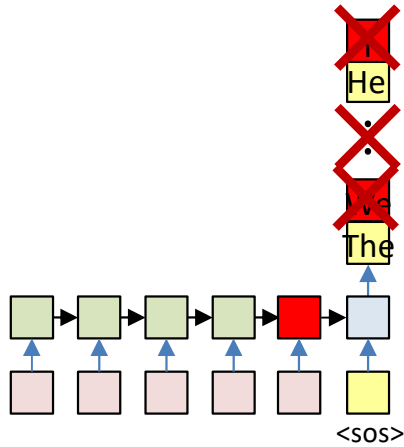
Solution: Prune



- **Solution: Prune**

- At each time, retain only the top K scoring forks

Solution: Prune

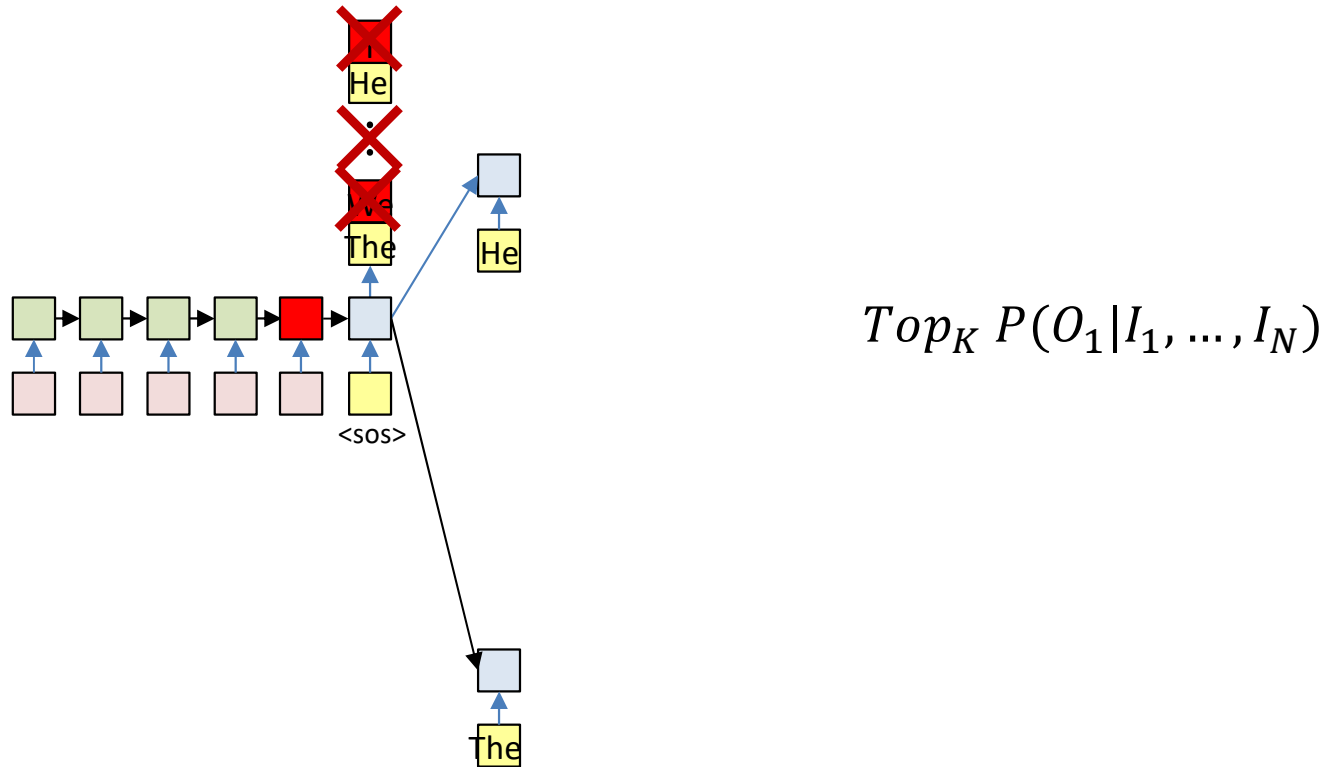


$$\text{Top}_K P(O_1 | I_1, \dots, I_N)$$

- **Solution: Prune**

- At each time, retain only the top K scoring forks

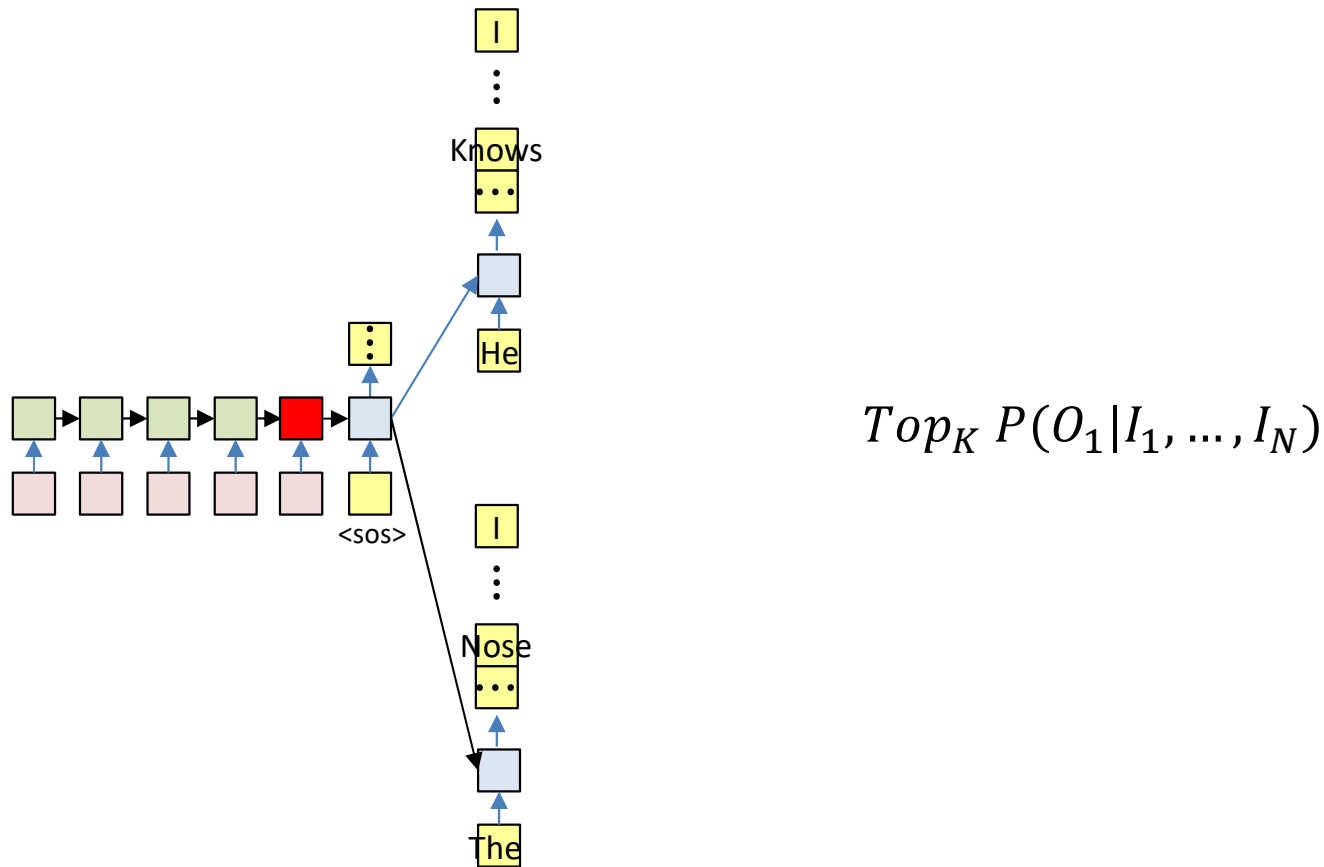
Solution: Prune



- **Solution: Prune**

- At each time, retain only the top K scoring forks

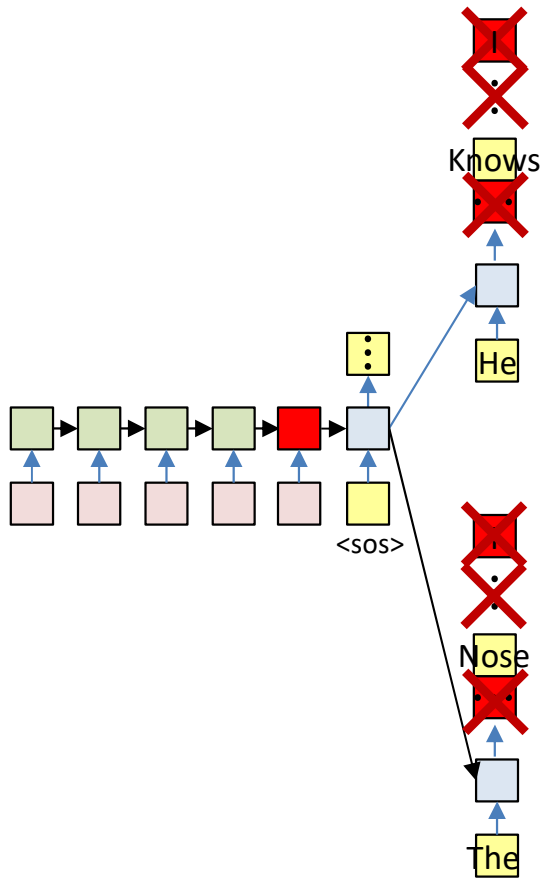
Solution: Prune



- **Solution: Prune**

- At each time, retain only the top K scoring forks

Solution: Prune



Note: based on product

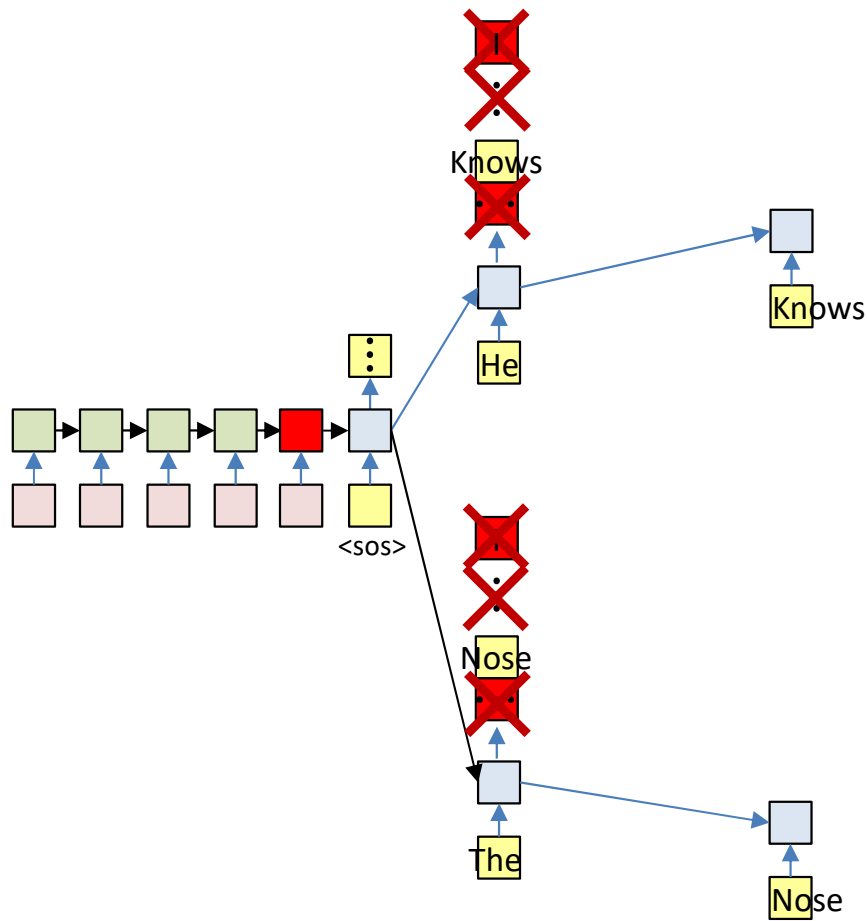
$$\text{Top}_K P(O_2 O_1 | I_1, \dots, I_N)$$

$$= \text{Top}_K P(O_2 | O_1, I_1, \dots, I_N) P(O_1 | I_1, \dots, I_N)$$

- **Solution: Prune**

- At each time, retain only the top K scoring forks

Solution: Prune



Note: based on product

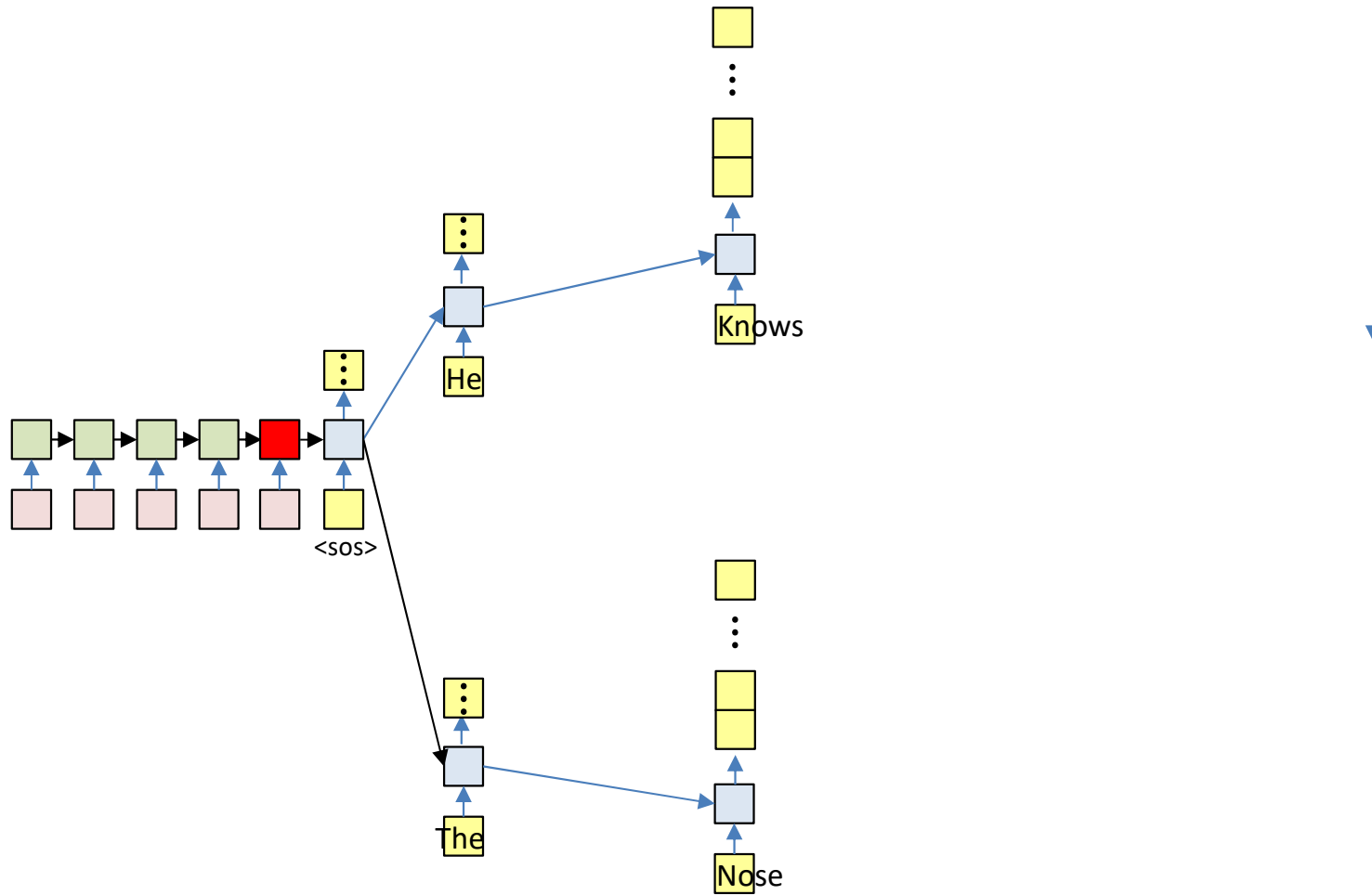
$$\text{Top}_K P(O_2 O_1 | I_1, \dots, I_N)$$

$$= \text{Top}_K P(O_2 | O_1, I_1, \dots, I_N) P(O_1 | I_1, \dots, I_N)$$

- **Solution: Prune**

- At each time, retain only the top K scoring forks

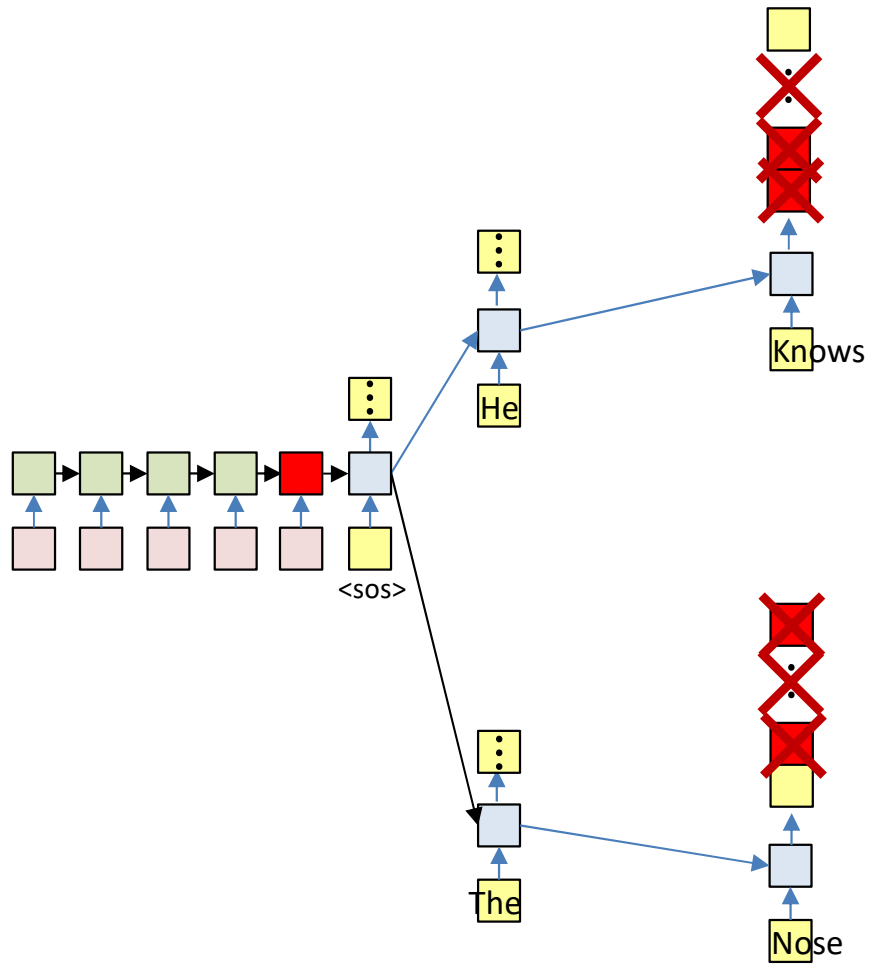
Solution: Prune



- **Solution: Prune**

- At each time, retain only the top K scoring forks

Solution: Prune

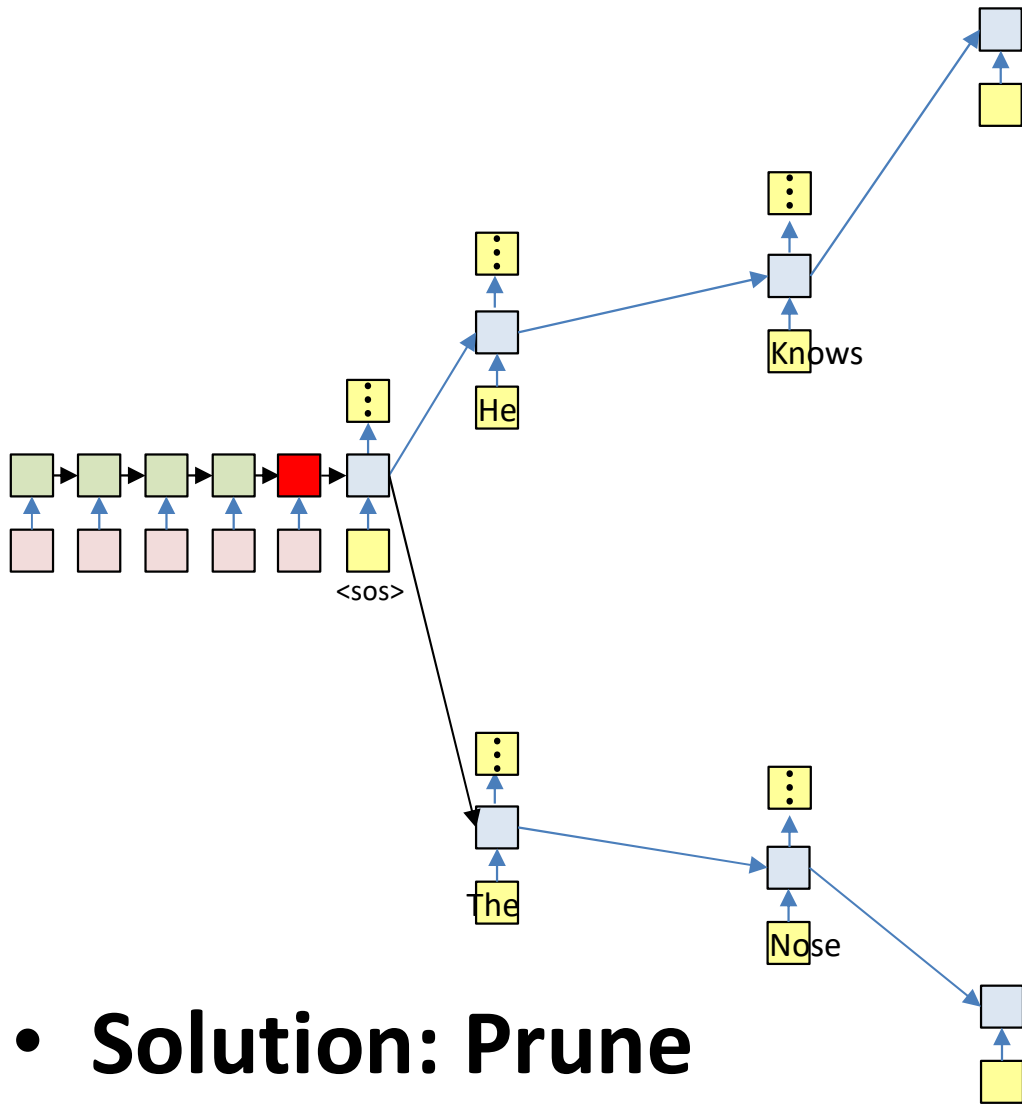


$$= \text{Top}_K P(O_3 | O_1, O_2, I_1, \dots, I_N) \times \\ P(O_2 | O_1, I_1, \dots, I_N) \times \\ P(O_1 | I_1, \dots, I_N)$$

- **Solution: Prune**

- At each time, retain only the top K scoring forks

Solution: Prune

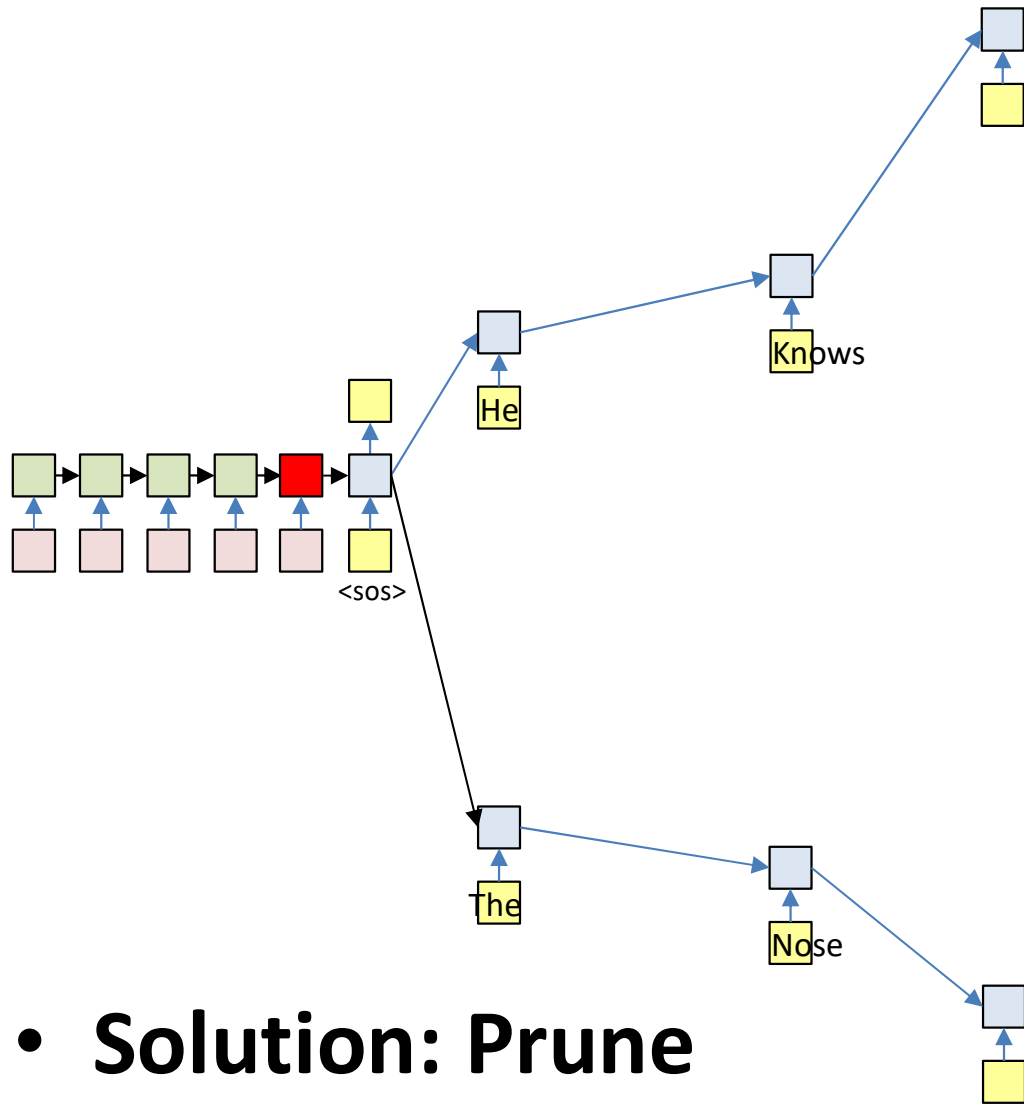


$$= \text{Top}_K P(O_3 | O_1, O_2, I_1, \dots, I_N) \times P(O_2 | O_1, I_1, \dots, I_N) \times P(O_1 | I_1, \dots, I_N)$$

- **Solution: Prune**

- At each time, retain only the top K scoring forks

Solution: Prune

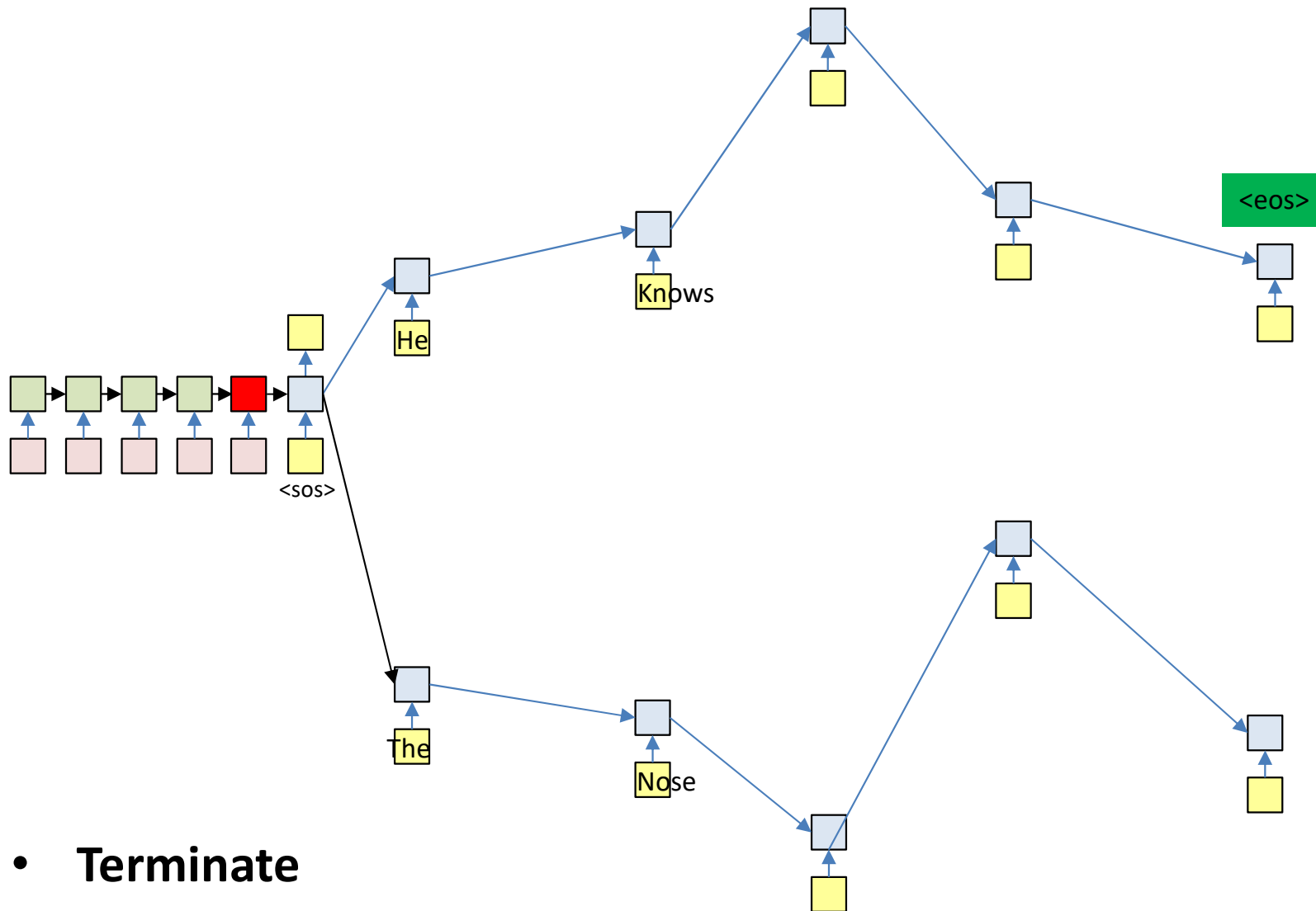


$$Top_K \prod_{t=1}^n P(O_t | O_1, \dots, O_{t-1}, I_1, \dots, I_N)$$

- **Solution: Prune**

- At each time, retain only the top K scoring forks

Terminate

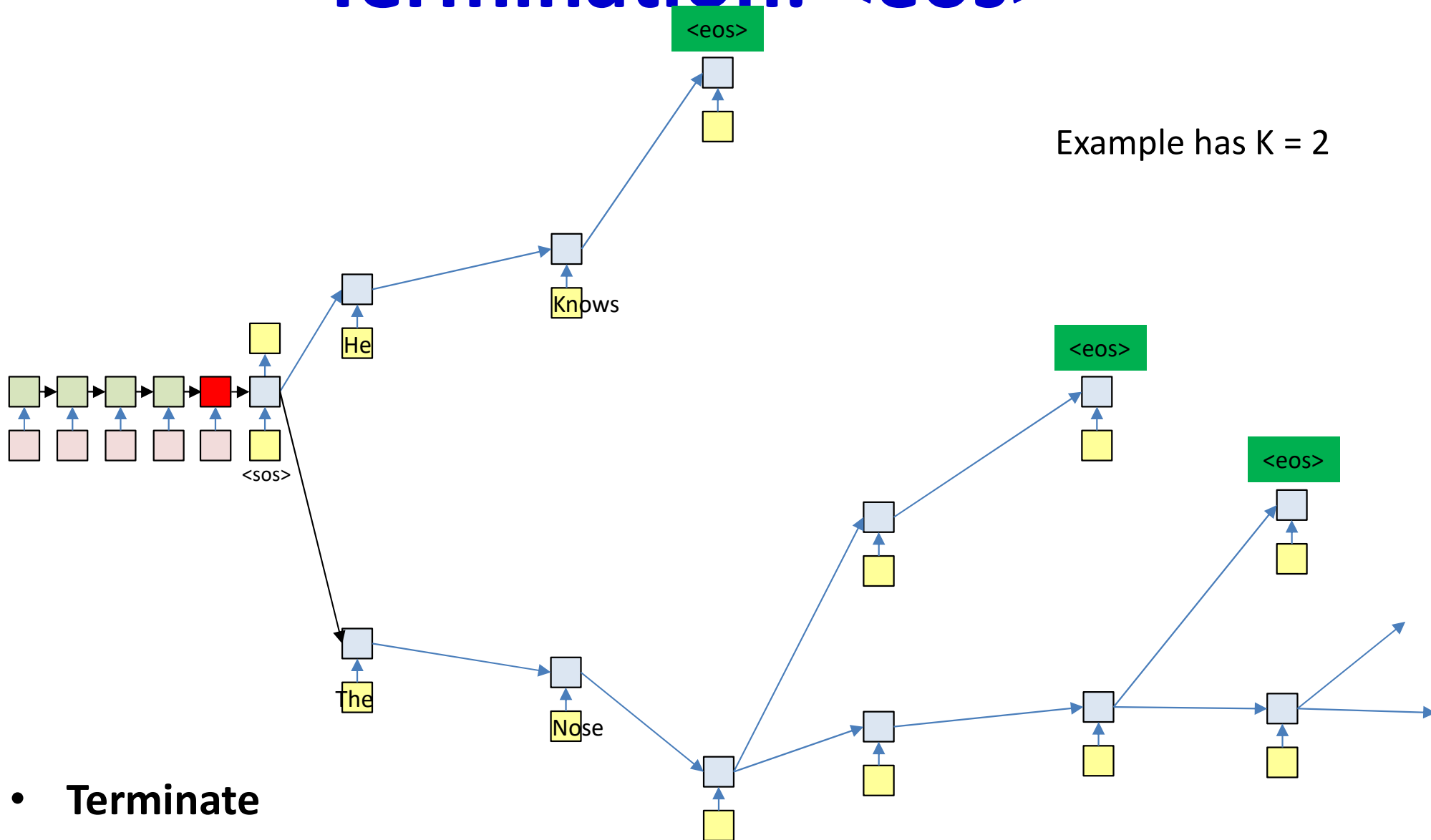


- **Terminate**

- When the current most likely path overall ends in <eos>

- Or continue producing more outputs (each of which terminates in <eos>) to get N-best outputs

Termination: <eos>



- **Terminate**

- Paths cannot continue once the output an <eos>

- So paths may be different lengths

- Select the most likely sequence ending in <eos> across *all* terminating sequences

Pseudocode: Beam search

```
# Assuming encoder output H is available
path = <sos>
beam = {path}
pathscore = [path] = 1
state[path] = h[0] # Output of encoder
do # Step forward
  nextbeam = {}
  nextpathscore = []
  nextstate = {}
  for path in beam:
    cfin = path[end]
    hpath = state[path]
    [y,h] = RNN_output_step(hpath,cfin)
    for c in Symbolset
      newpath = path + c
      nextstate[newpath] = h
      nextpathscore[newpath] = pathscore[path]*y[c]
      nextbeam += newpath # Set addition
    end
  end
  beam, pathscore, state, bestpath = prune(nextstate,nextpathscore,nextbeam,bw)
until bestpath[end] = <eos>
```

Pseudocode: Prune

```
# Note, there are smarter ways to implement this

function prune (state, score, beam, beamwidth)
  sortedscore = sort(score)
  threshold = sortedscore[beamwidth]

  prunedstate = {}
  prunedscore = []
  prunedbeam = {}

  bestscore = -inf
  bestpath = none
  for path in beam:
    if score[path] > threshold:
      prunedbeam += path # set addition
      prunedstate[path] = state[path]
      prunedscore[path] = score[path]
      if score[path] > bestscore
        bestscore = score[path]
        bestpath = path
      end
    end
  end
end
return prunedbeam, prunedscore, prunedstate, bestpath
```



Poll 4

“Theoretically correct” decoding requires you to evaluate the *entire tree representing every possible word sequence* to select the best one (T/F)

- True
- False

Beam search is theoretically correct decoding (T/F)

- True
- False

Poll 4

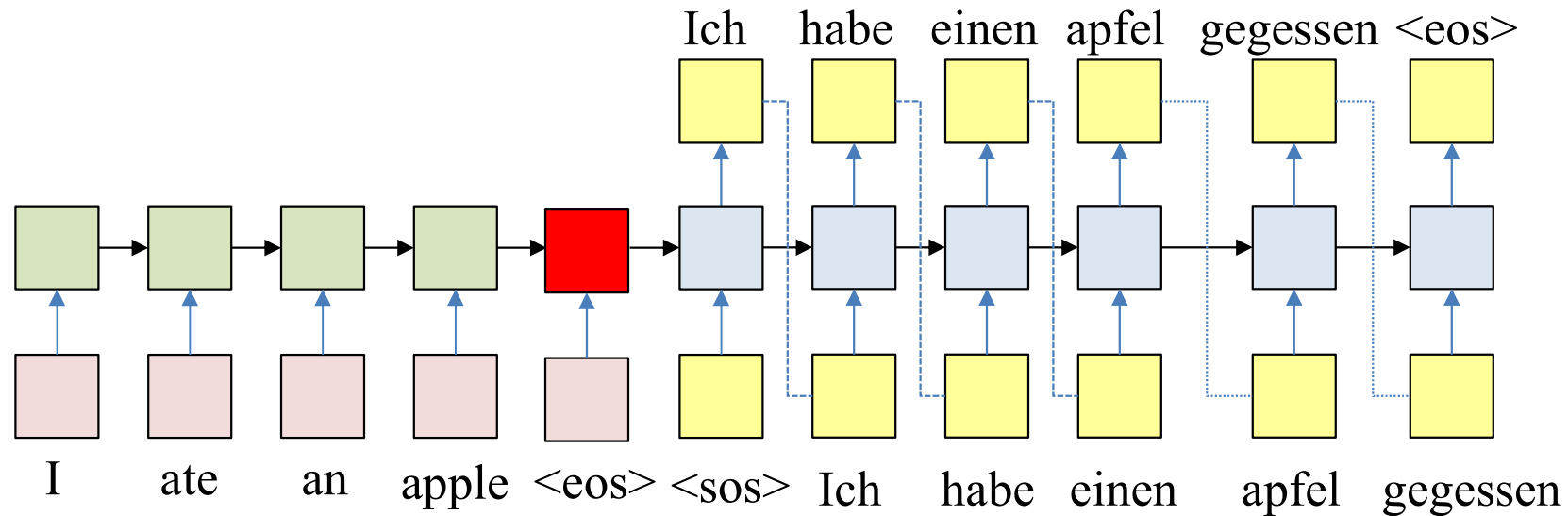
“Theoretically correct” decoding requires you to evaluate the *entire tree representing every possible word sequence* to select the best one (T/F)

- True
- False

Beam search is theoretically correct decoding (T/F)

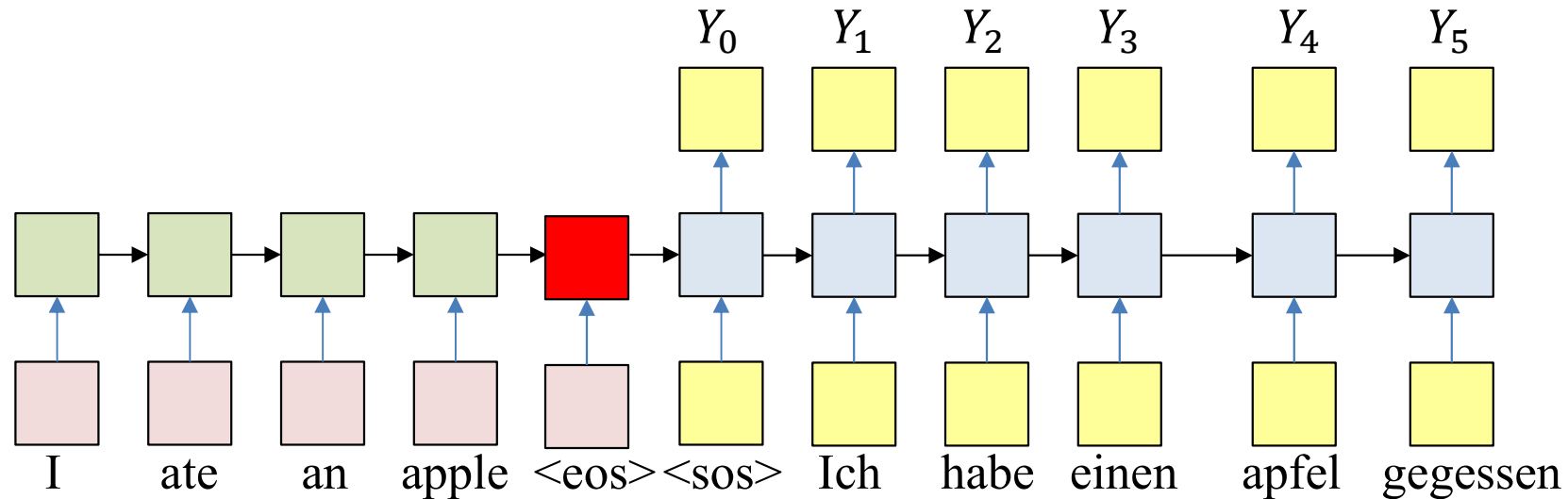
- True
- False

Training the system



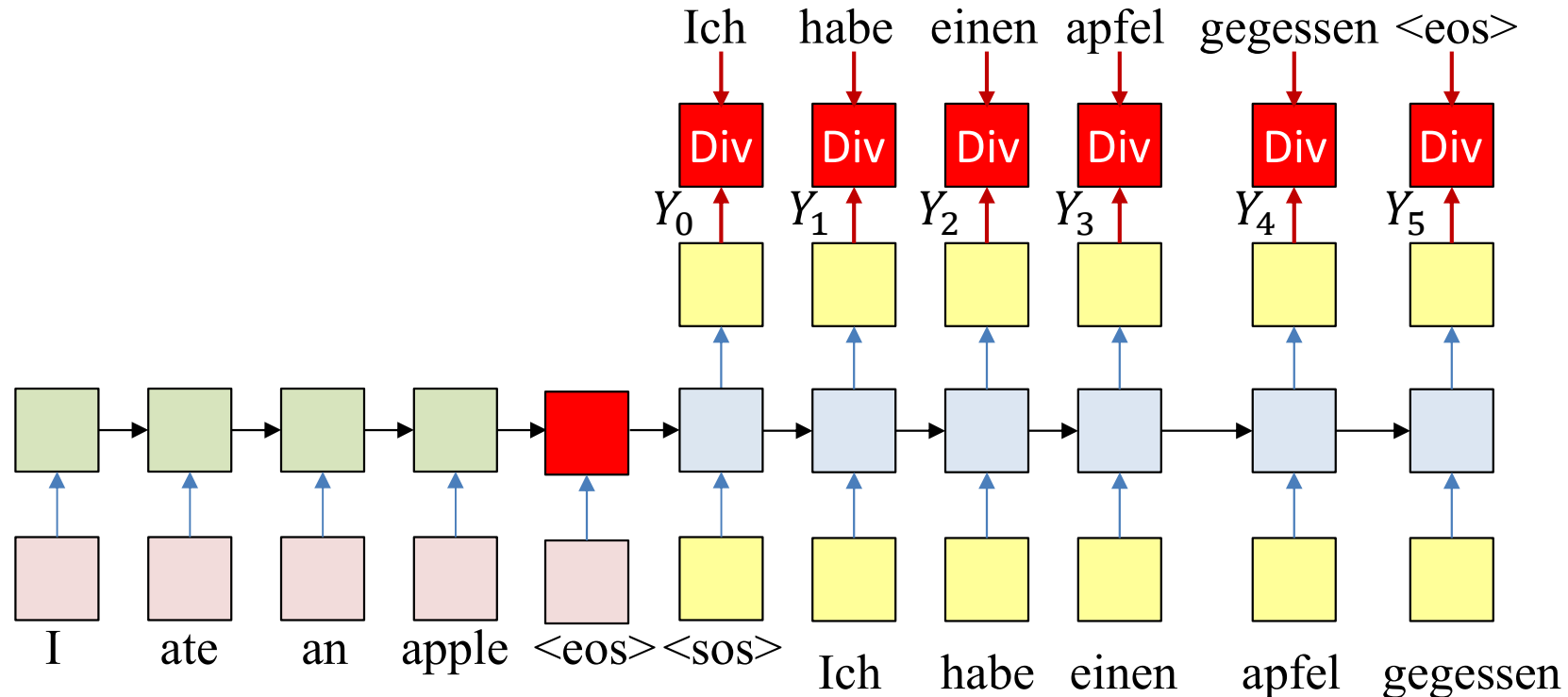
- Must learn to make predictions appropriately
 - Given “I ate an apple <eos>”, produce “Ich habe einen apfel gegessen <eos>”.

Training : Forward pass



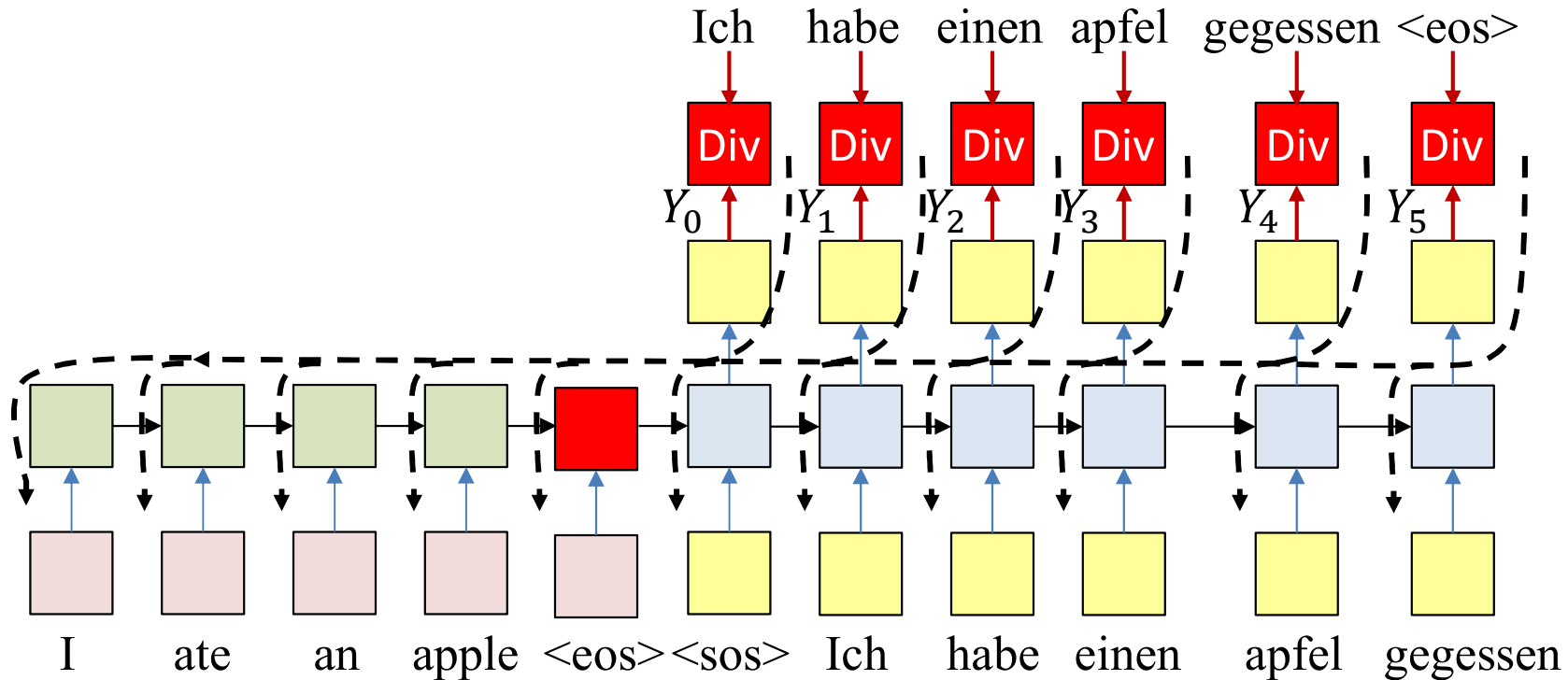
- Forward pass: Input the source and target sequences, sequentially
 - Output will be a probability distribution over target symbol set (vocabulary)

Training : Backward pass



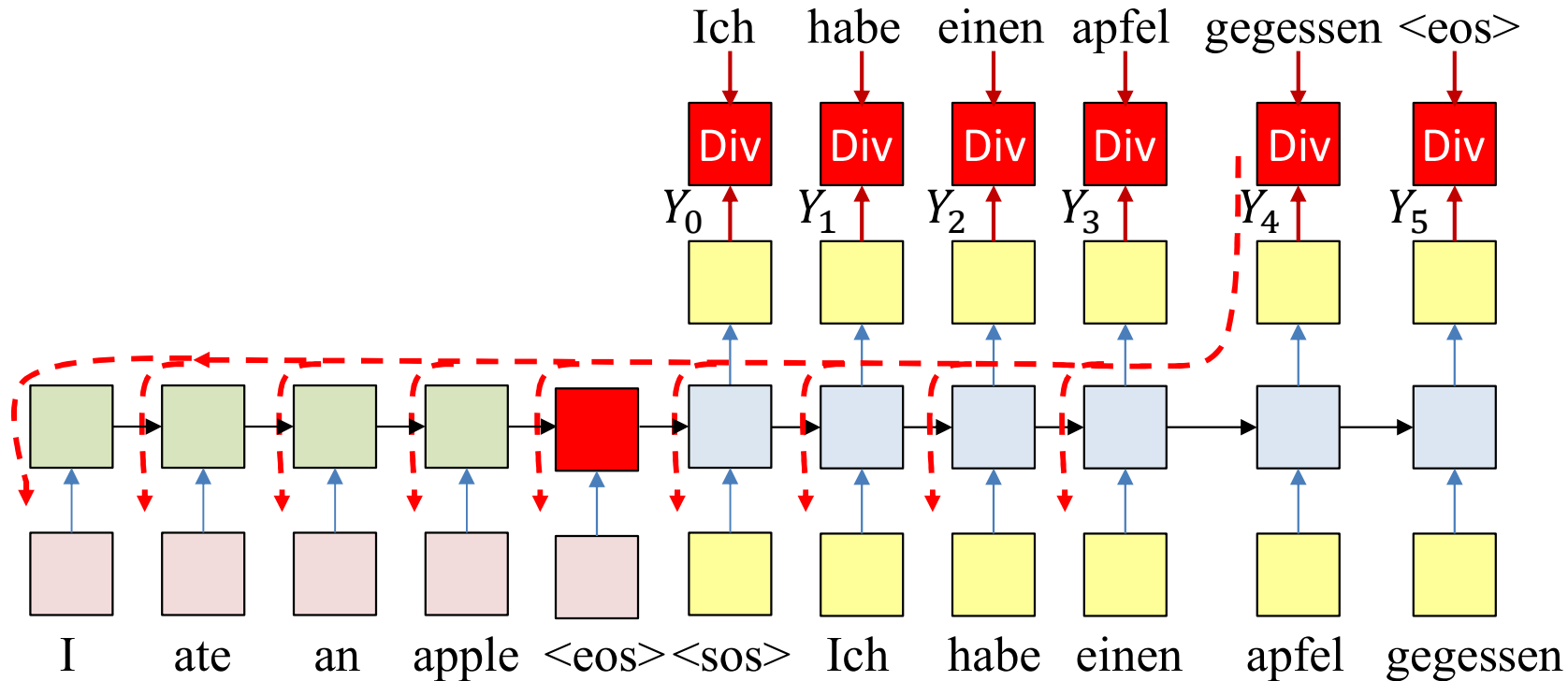
- Backward pass: Compute the divergence between the output distribution and target word sequence

Training : Backward pass



- Backward pass: Compute the divergence between the output distribution and target word sequence
- Backpropagate the derivatives of the divergence through the network to learn the net

Training : Backward pass

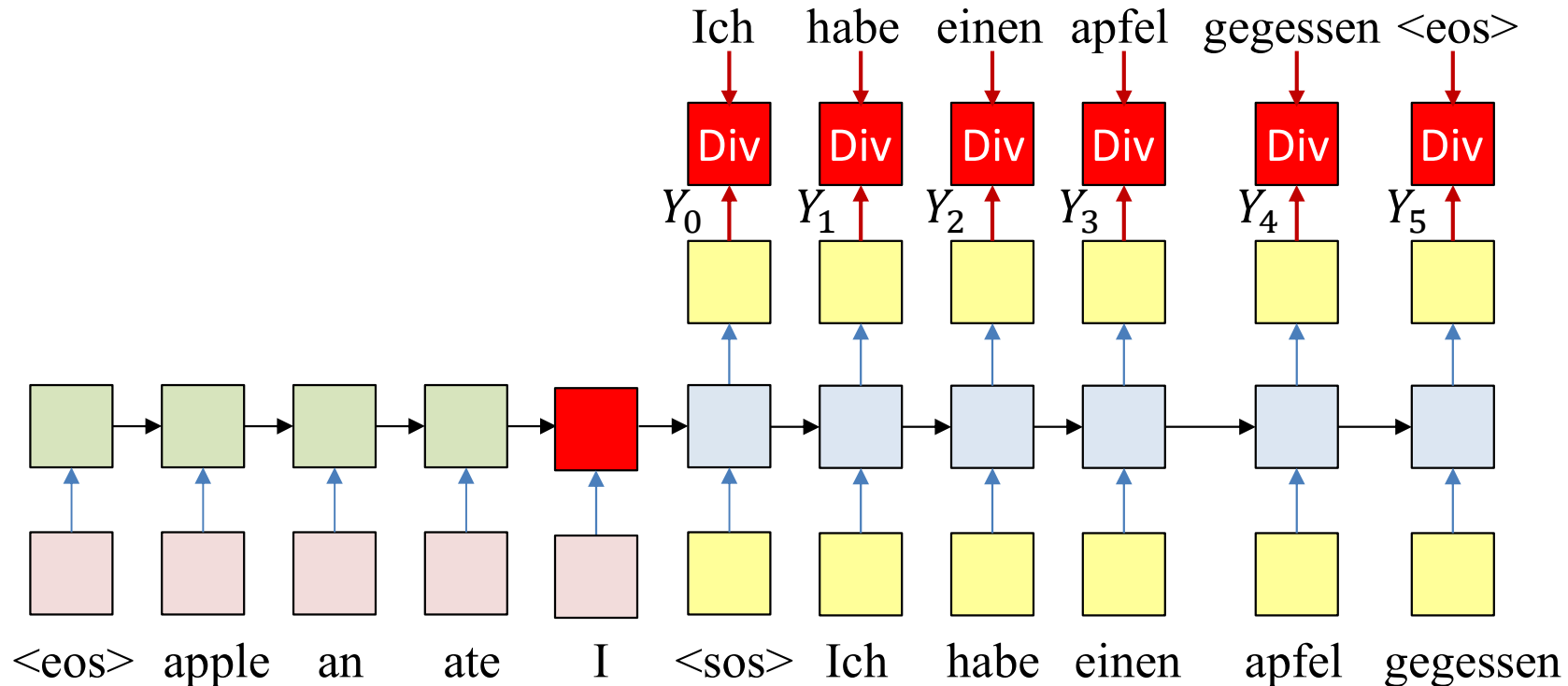


- In practice, if we apply SGD, we may randomly sample words from the output to actually use for the backprop and update
 - Typical usage: Randomly select one word from each input training instance (comprising an input-output pair)
 - For each iteration
 - Randomly select training instance: (input, output)
 - Forward pass
 - Randomly select a single output $y(t)$ and corresponding desired output $d(t)$ for backprop

Overall training

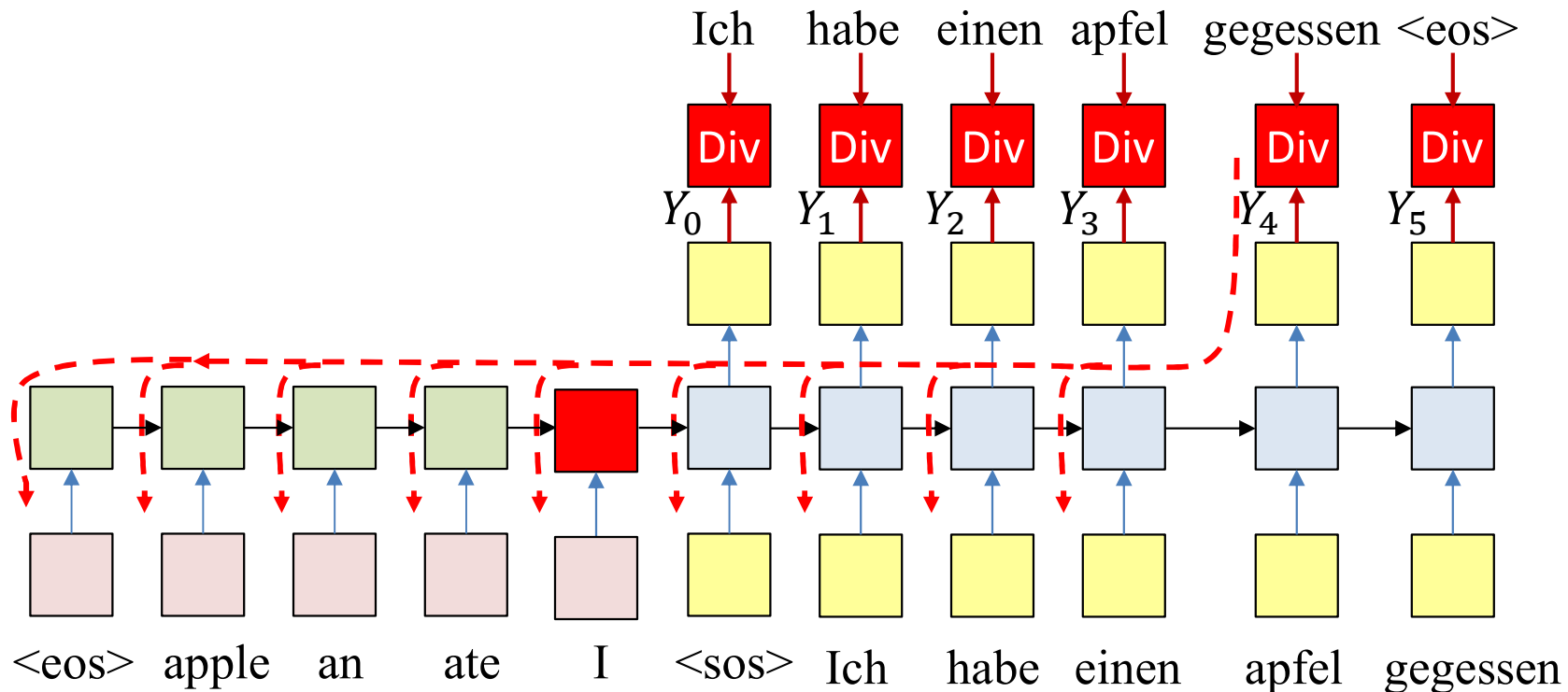
- Given several training instance (\mathbf{X}, \mathbf{D})
- For each training instance
 - Forward pass: Compute the output of the network for (\mathbf{X}, \mathbf{D})
 - Note, both \mathbf{X} and \mathbf{D} are used in the forward pass
 - Backward pass: Compute the divergence between selected words of the desired target \mathbf{D} and the actual output \mathbf{Y}
 - Propagate derivatives of divergence for updates
- Update parameters

Trick of the trade: Reversing the input



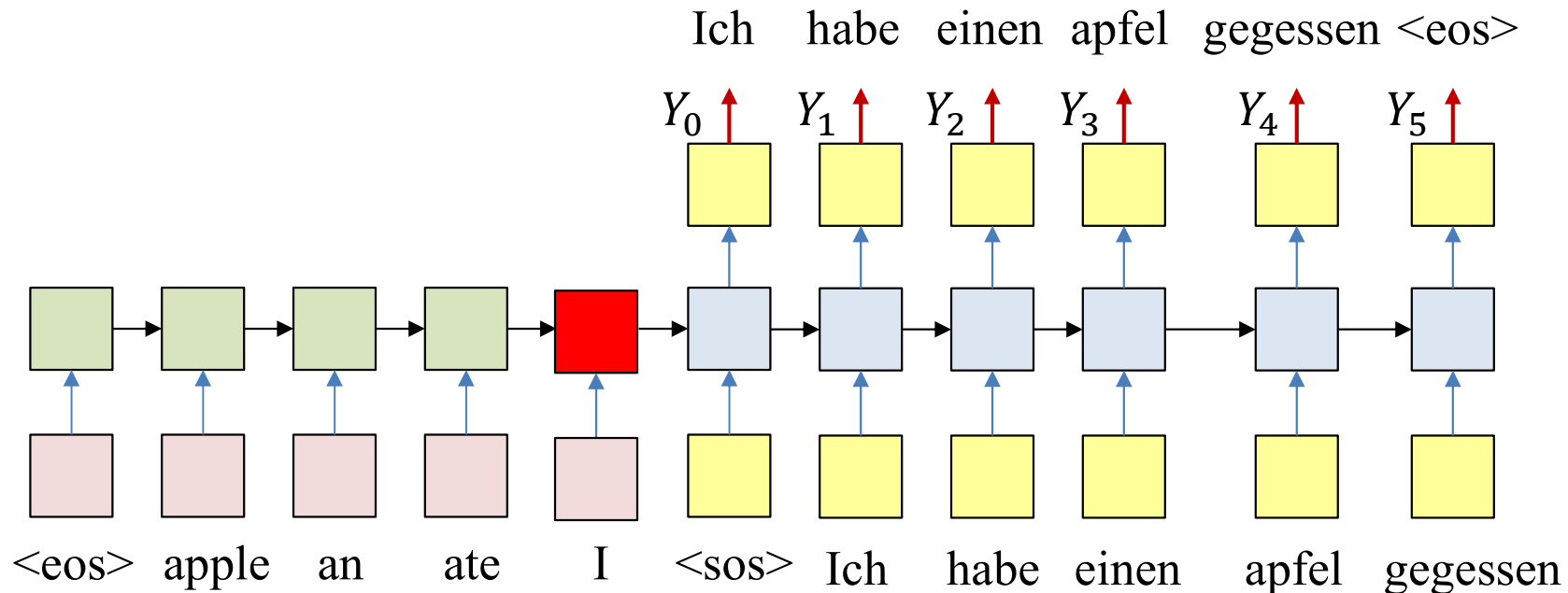
- Standard trick of the trade: The input sequence is fed *in reverse order*
 - Things work better this way

Trick of the trade: Reversing the input



- Standard trick of the trade: The input sequence is fed *in reverse order*
 - Things work better this way

Trick of the trade: Reversing the input



- Standard trick of the trade: The input sequence is fed *in reverse order*
 - Things work better this way
- *This happens both for training and during inference on test data*

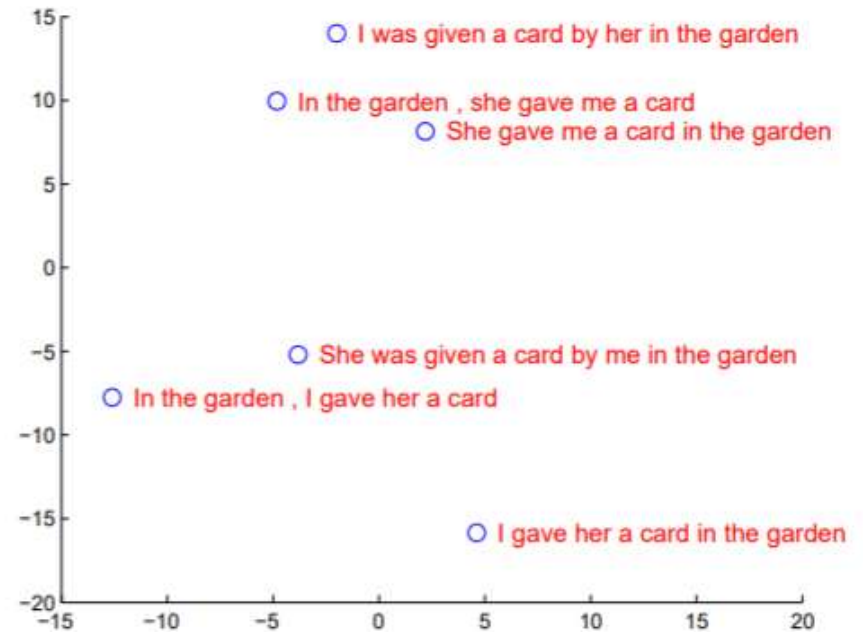
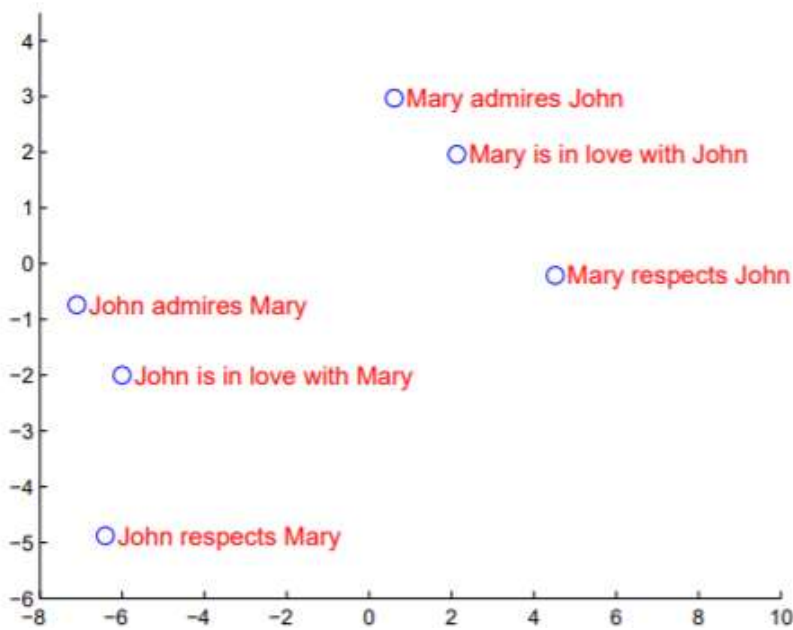
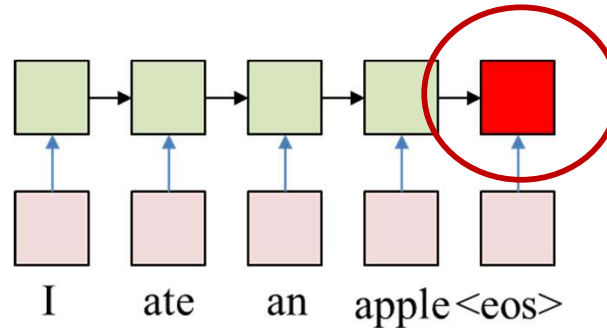
Overall training

- Given several training instance (\mathbf{X}, \mathbf{D})
- Forward pass: Compute the output of the network for (\mathbf{X}, \mathbf{D}) *with input in reverse order*
 - Note, both \mathbf{X} and \mathbf{D} are used in the forward pass
- Backward pass: Compute the divergence between the desired target \mathbf{D} and the actual output \mathbf{Y}
 - Propagate derivatives of divergence for updates

Applications

- Machine Translation
 - My name is Tom → Ich heiße Tom/Mein name ist Tom
- Automatic speech recognition
 - Speech recording → “My name is Tom”
- Dialog
 - “I have a problem” → “How may I help you”
- Image to text
 - Picture → Caption for picture

Machine Translation Example



- Hidden state clusters by meaning!
 - From “Sequence-to-sequence learning with neural networks”, Sutskever, Vinyals and Le

Machine Translation Example

Type	Sentence
Our model	Ulrich UNK , membre du conseil d' administration du constructeur automobile Audi , affirme qu' il s' agit d' une pratique courante depuis des années pour que les téléphones portables puissent être collectés avant les réunions du conseil d' administration afin qu' ils ne soient pas utilisés comme appareils d' écoute à distance .
Truth	Ulrich Hackenberg , membre du conseil d' administration du constructeur automobile Audi , déclare que la collecte des téléphones portables avant les réunions du conseil , afin qu' ils ne puissent pas être utilisés comme appareils d' écoute à distance , est une pratique courante depuis des années .
Our model	“ Les téléphones cellulaires , qui sont vraiment une question , non seulement parce qu' ils pourraient potentiellement causer des interférences avec les appareils de navigation , mais nous savons , selon la FCC , qu' ils pourraient interférer avec les tours de téléphone cellulaire lorsqu' ils sont dans l' air ” , dit UNK .
Truth	“ Les téléphones portables sont véritablement un problème , non seulement parce qu' ils pourraient éventuellement créer des interférences avec les instruments de navigation , mais parce que nous savons , d' après la FCC , qu' ils pourraient perturber les antennes-relais de téléphonie mobile s' ils sont utilisés à bord ” , a déclaré Rosenker .
Our model	Avec la crémation , il y a un “ sentiment de violence contre le corps d' un être cher ” , qui sera “ réduit à une pile de cendres ” en très peu de temps au lieu d' un processus de décomposition “ qui accompagnera les étapes du deuil ” .
Truth	Il y a , avec la crémation , “ une violence faite au corps aimé ” , qui va être “ réduit à un tas de cendres ” en très peu de temps , et non après un processus de décomposition , qui “ accompagnerait les phases du deuil ” .

- Examples of translation
 - From “Sequence-to-sequence learning with neural networks”, Sutskever, Vinyals and Le

Human Machine Conversation: Example

Machine: *what is the error that you are running please*

Human: *i am seeing an error related to vpn*

Machine: *what is the error message that you are getting when connecting to vpn using network connect ?*

Human: *connection refused or something like that*

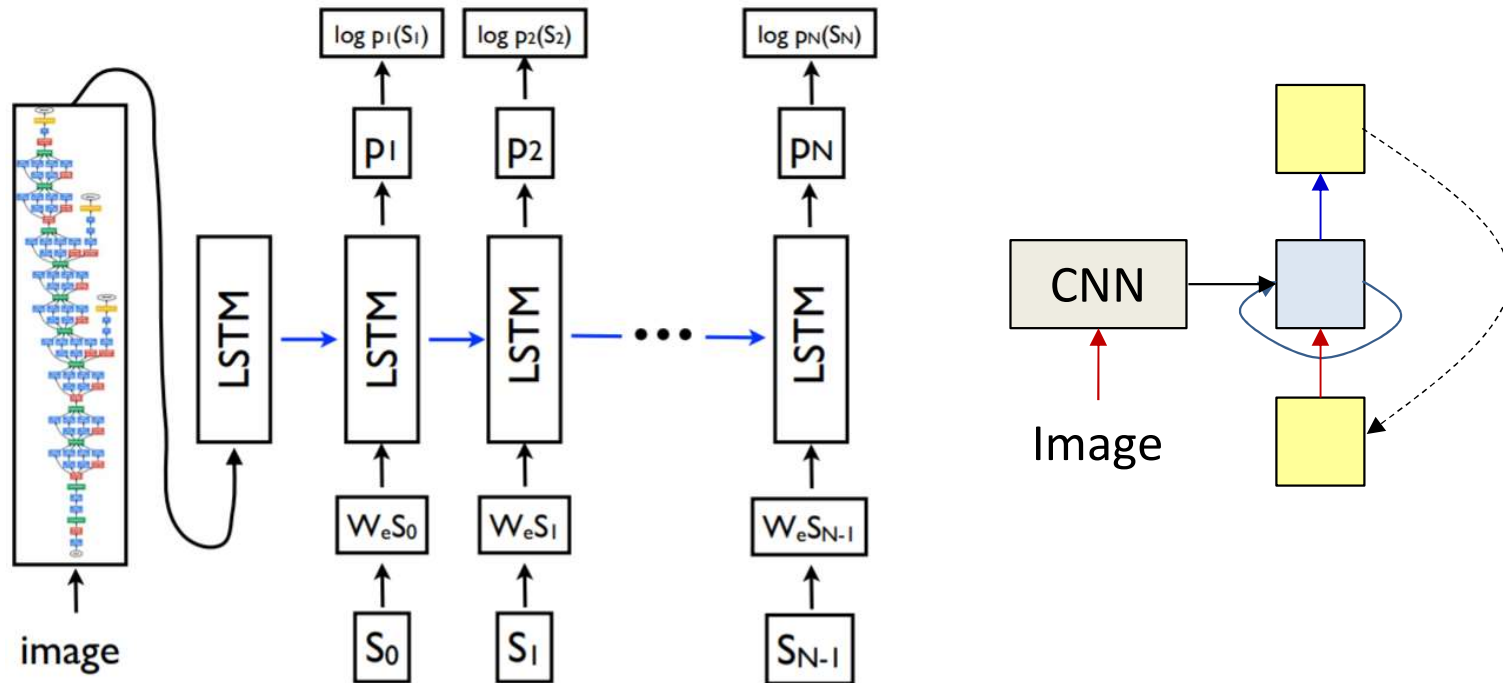
Machine: *may i know the version of network connect you connect ?*

Human: *i am not sure i know that*

Machine: *is the network connect prompting for any user certificate*

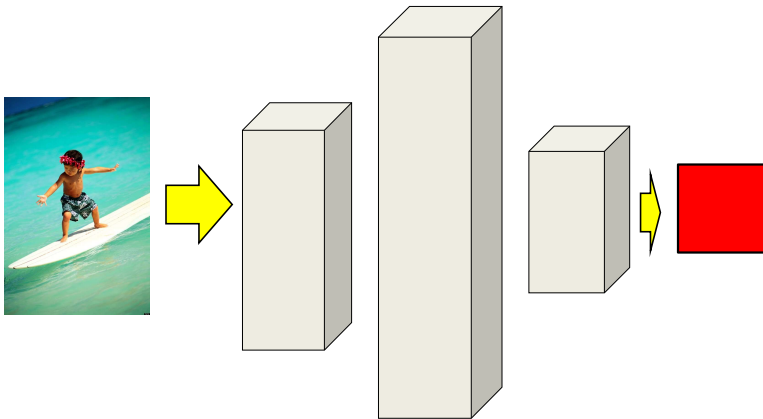
- From “A neural conversational model”, Orin Vinyals and Quoc Le
- Trained on human-human conversations
- Task: Human text in, machine response out

Generating Image Captions



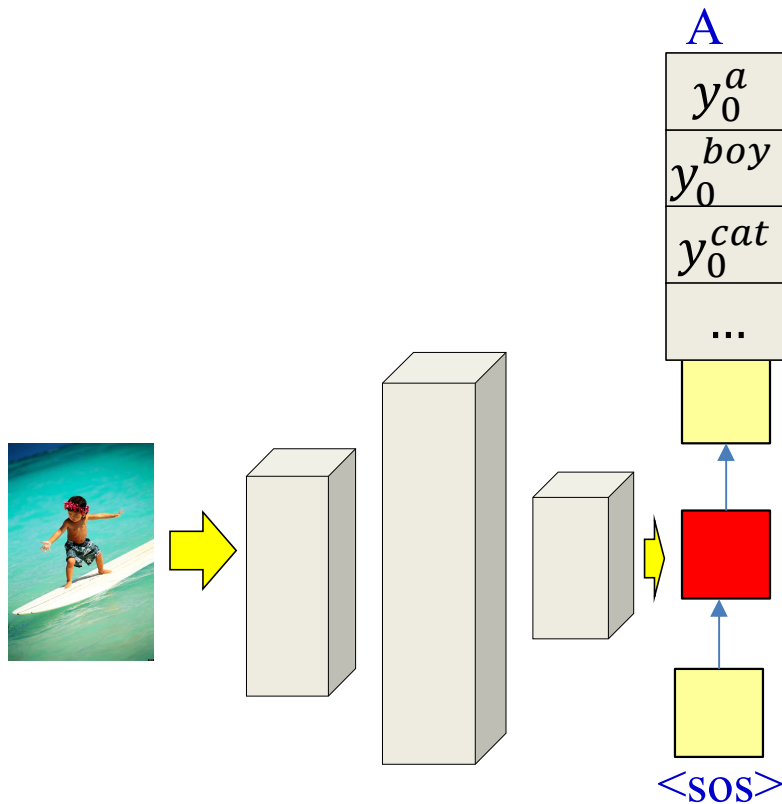
- Not really a seq-to-seq problem, more an image-to-sequence problem
- Initial state is produced by a state-of-art CNN-based image classification system
 - Subsequent model is just the decoder end of a seq-to-seq model
 - “Show and Tell: A Neural Image Caption Generator”, O. Vinyals, A. Toshev, S. Bengio, D. Erhan

Generating Image Captions



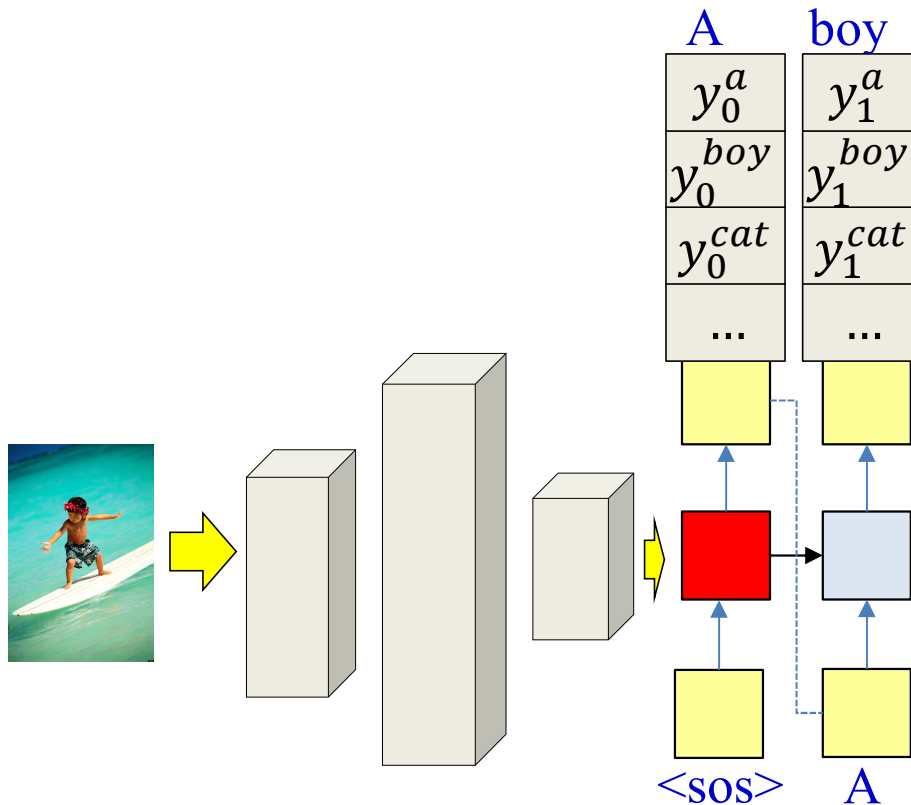
- Decoding: Given image
 - Process it with CNN to get output of classification layer

Generating Image Captions



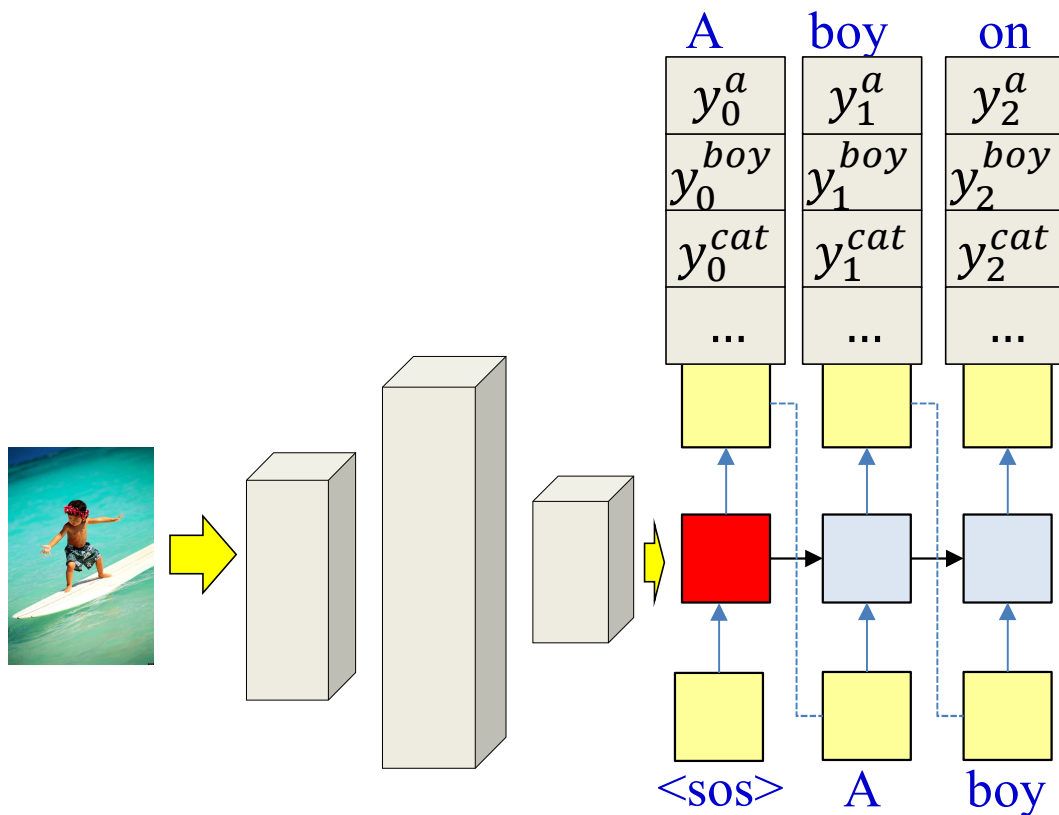
- Decoding: Given image
 - Process it with CNN to get output of classification layer
 - Sequentially generate words by drawing from the conditional output distribution $P(W_t | W_0 W_1 \dots W_{t-1}, Image)$
 - In practice, we can perform the beam search explained earlier

Generating Image Captions



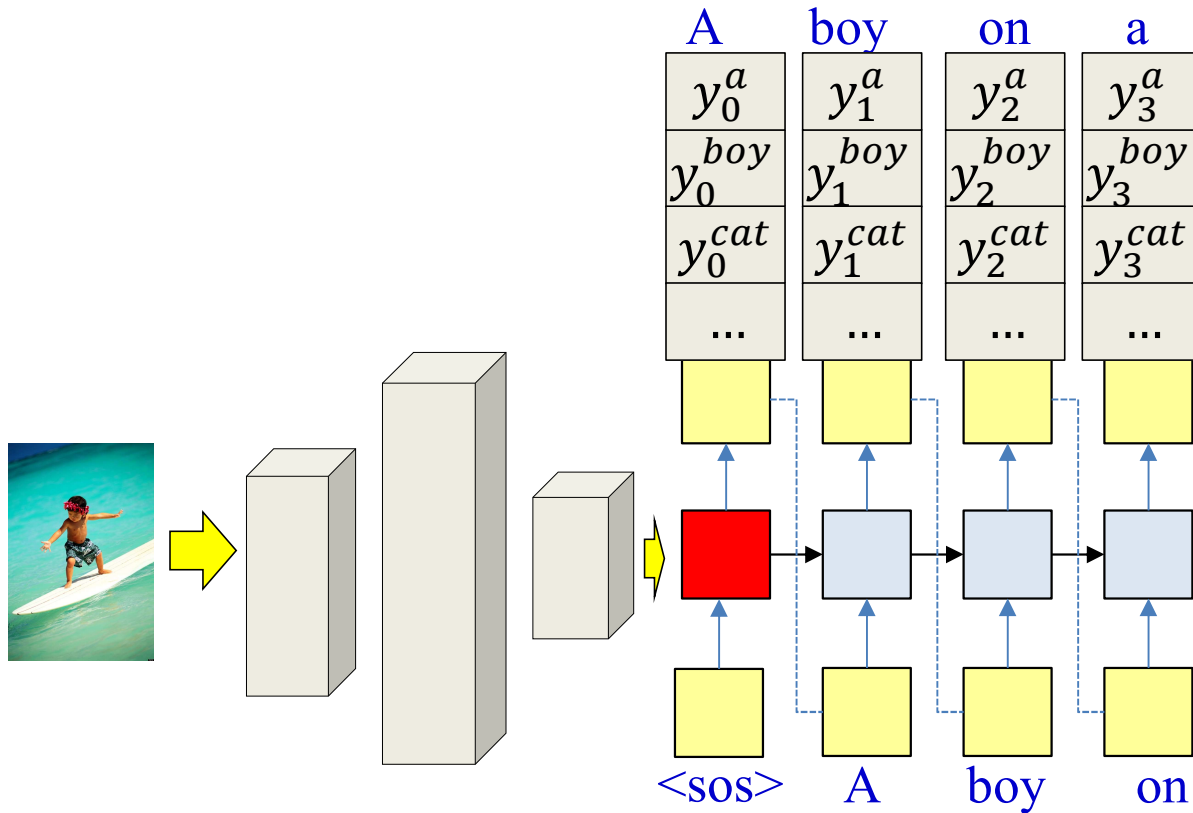
- Decoding: Given image
 - Process it with CNN to get output of classification layer
 - Sequentially generate words by drawing from the conditional output distribution $P(W_t | W_0 W_1 \dots W_{t-1}, Image)$
 - In practice, we can perform the beam search explained earlier

Generating Image Captions



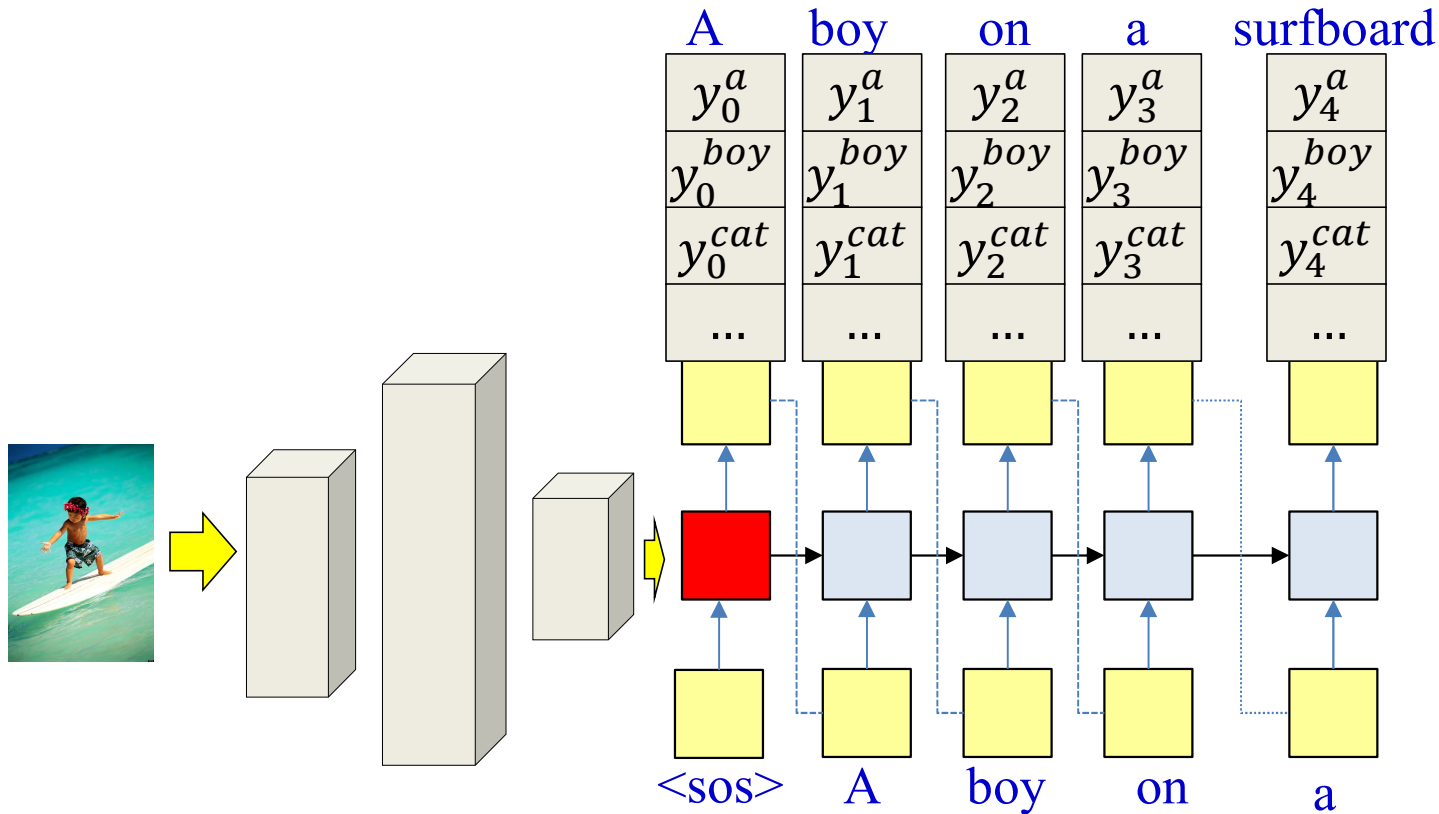
- Decoding: Given image
 - Process it with CNN to get output of classification layer
 - Sequentially generate words by drawing from the conditional output distribution $P(W_t | W_0 W_1 \dots W_{t-1}, Image)$
 - In practice, we can perform the beam search explained earlier

Generating Image Captions



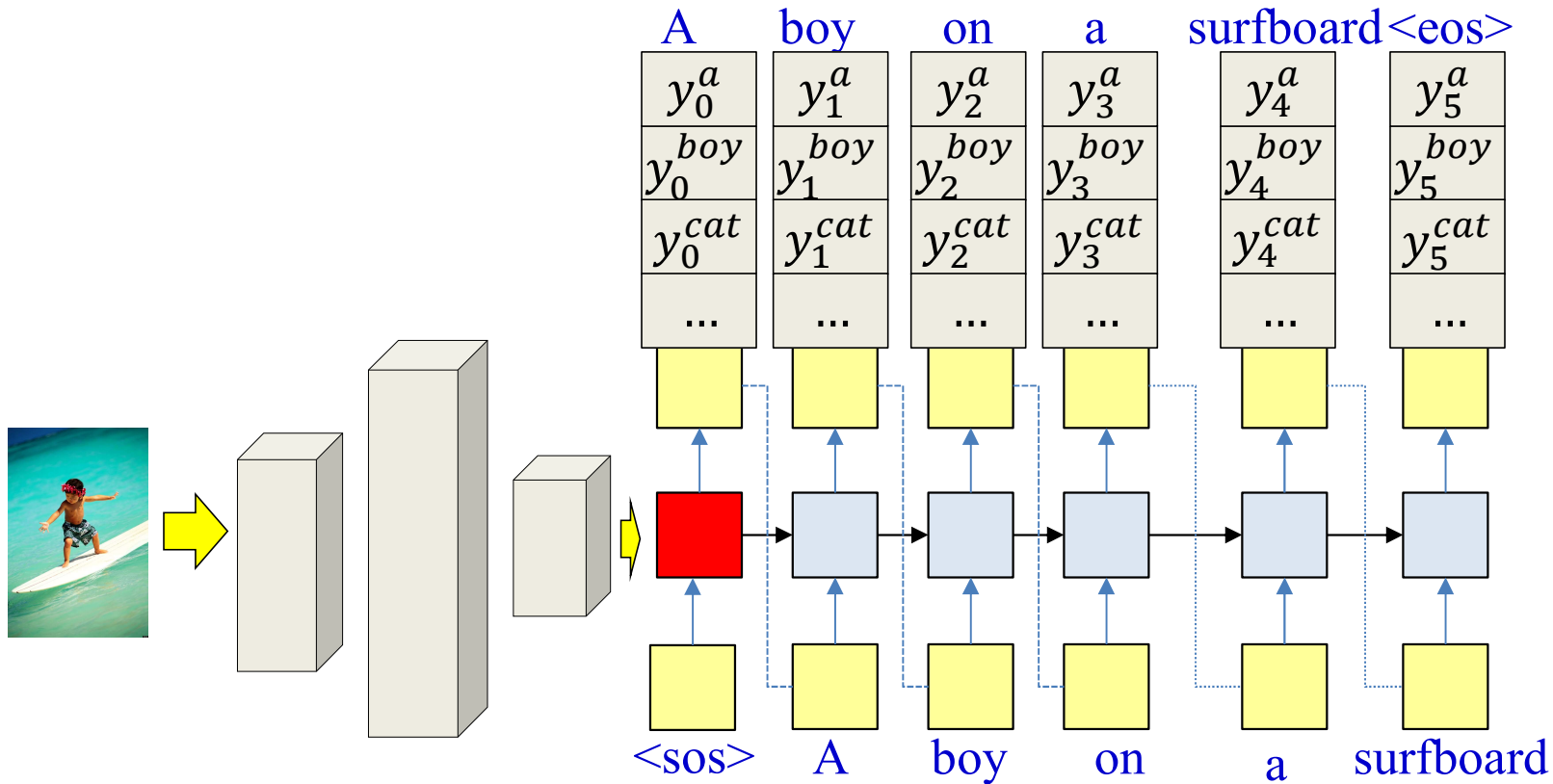
- Decoding: Given image
 - Process it with CNN to get output of classification layer
 - Sequentially generate words by drawing from the conditional output distribution $P(W_t | W_0 W_1 \dots W_{t-1}, Image)$
 - In practice, we can perform the beam search explained earlier

Generating Image Captions



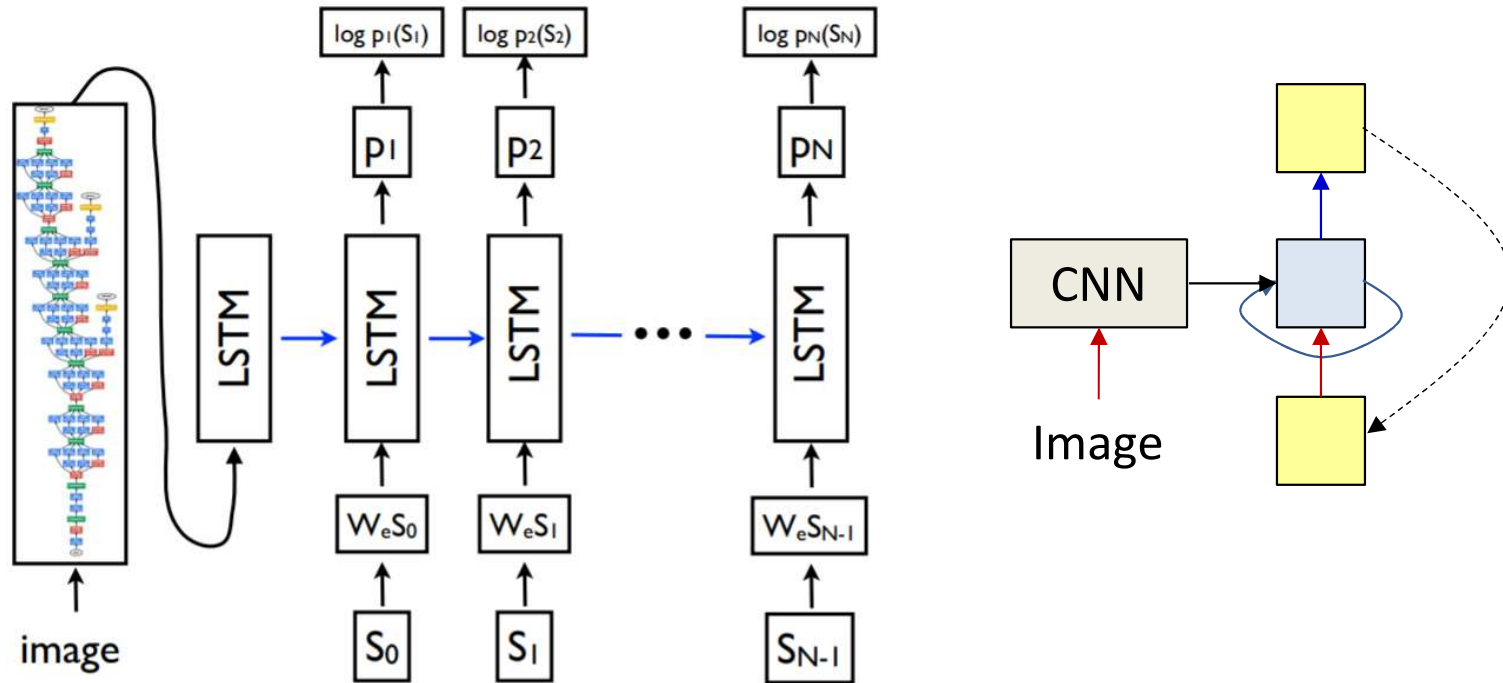
- Decoding: Given image
 - Process it with CNN to get output of classification layer
 - Sequentially generate words by drawing from the conditional output distribution $P(W_t | W_0 W_1 \dots W_{t-1}, Image)$
 - In practice, we can perform the beam search explained earlier

Generating Image Captions

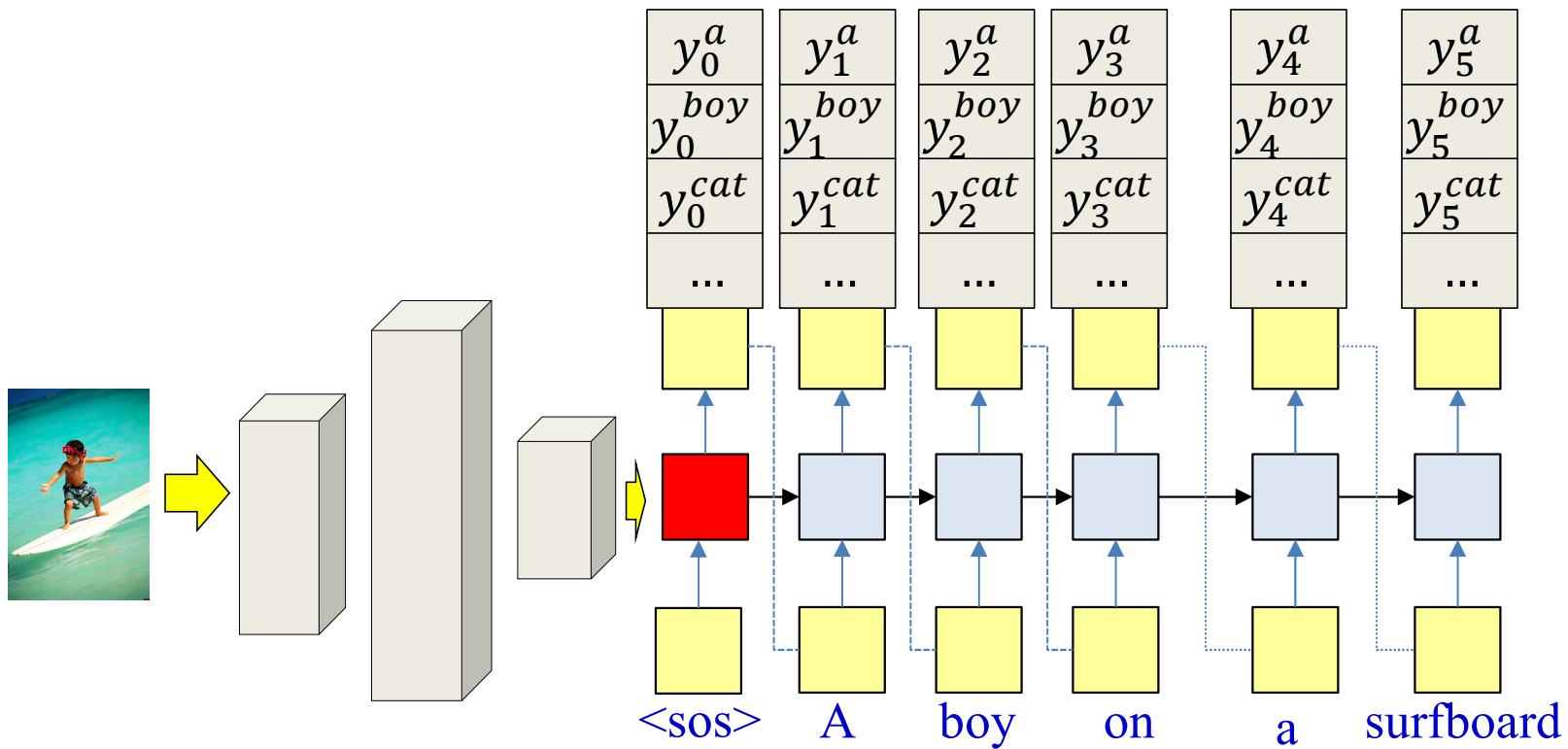


- Decoding: Given image
 - Process it with CNN to get output of classification layer
 - Sequentially generate words by drawing from the conditional output distribution $P(W_t | W_0 W_1 \dots W_{t-1}, Image)$
 - In practice, we can perform the beam search explained earlier

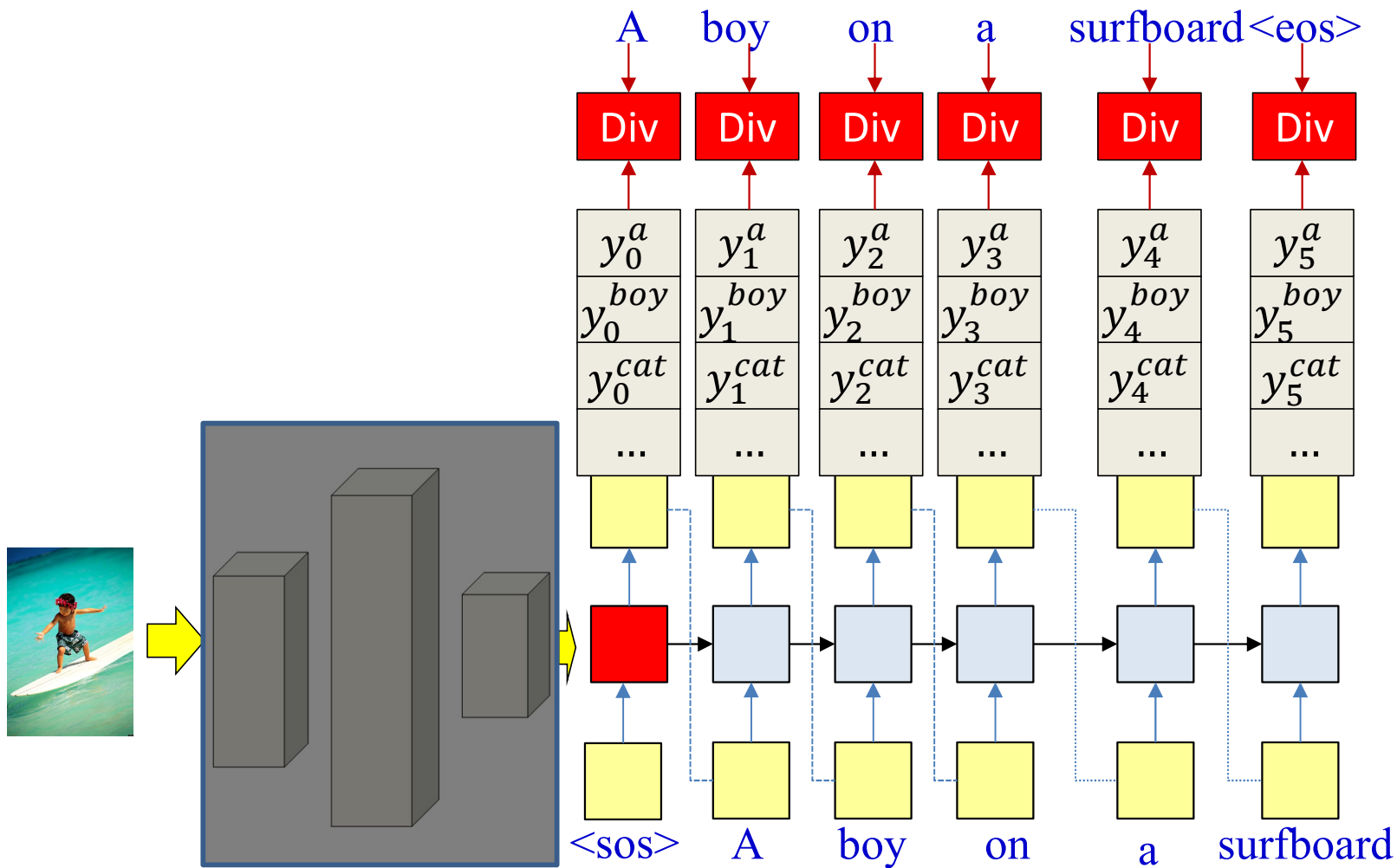
Training



- **Training:** Given several (Image, Caption) pairs
 - The image network is pretrained on a large corpus, e.g. image net



- **Training:** Given several (Image, Caption) pairs
 - The image network is pretrained on a large corpus, e.g. image net
- **Forward pass:** Produce output distributions given the image and caption




- **Training:** Given several (Image, Caption) pairs
 - The image network is pretrained on a large corpus, e.g. image net
- **Forward pass:** Produce output distributions given the image and caption
- **Backward pass:** Compute the divergence w.r.t. training caption, and backpropagate derivatives
 - All components of the network, including final classification layer of the image classification net are updated
 - The CNN portions of the image classifier are not modified (transfer learning)

Examples from Vinyals et al.



"man in black shirt is playing guitar."



"construction worker in orange safety vest is working on road."



"two young girls are playing with lego toy."



"boy is doing backflip on wakeboard."



"a young boy is holding a baseball bat."



"a cat is sitting on a couch with a remote control."



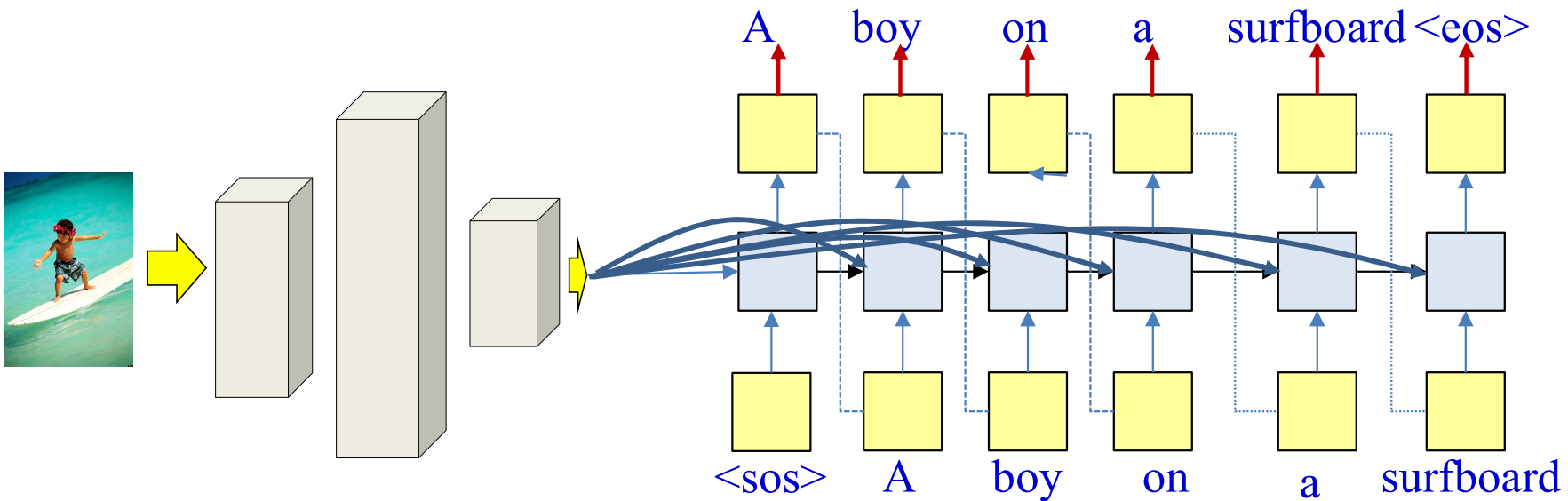
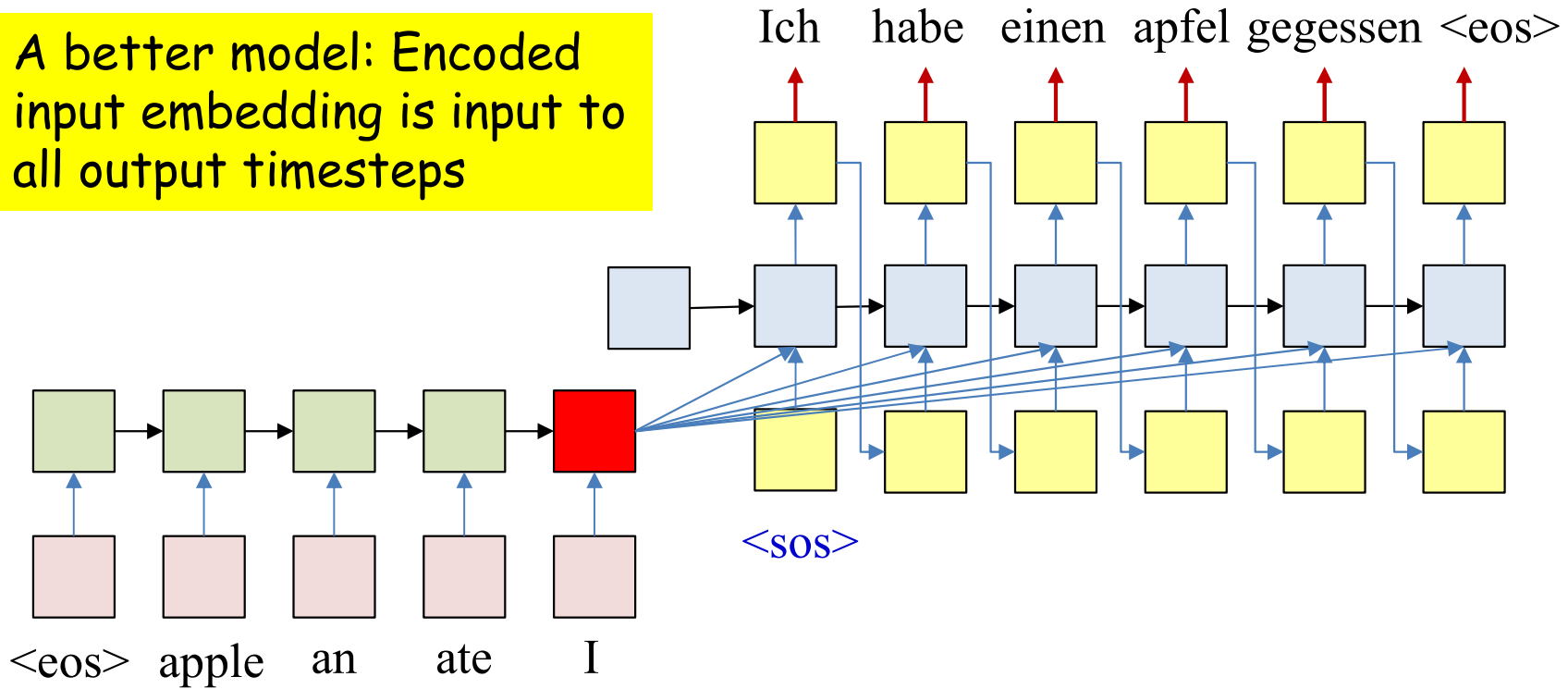
"a woman holding a teddy bear in front of a mirror."



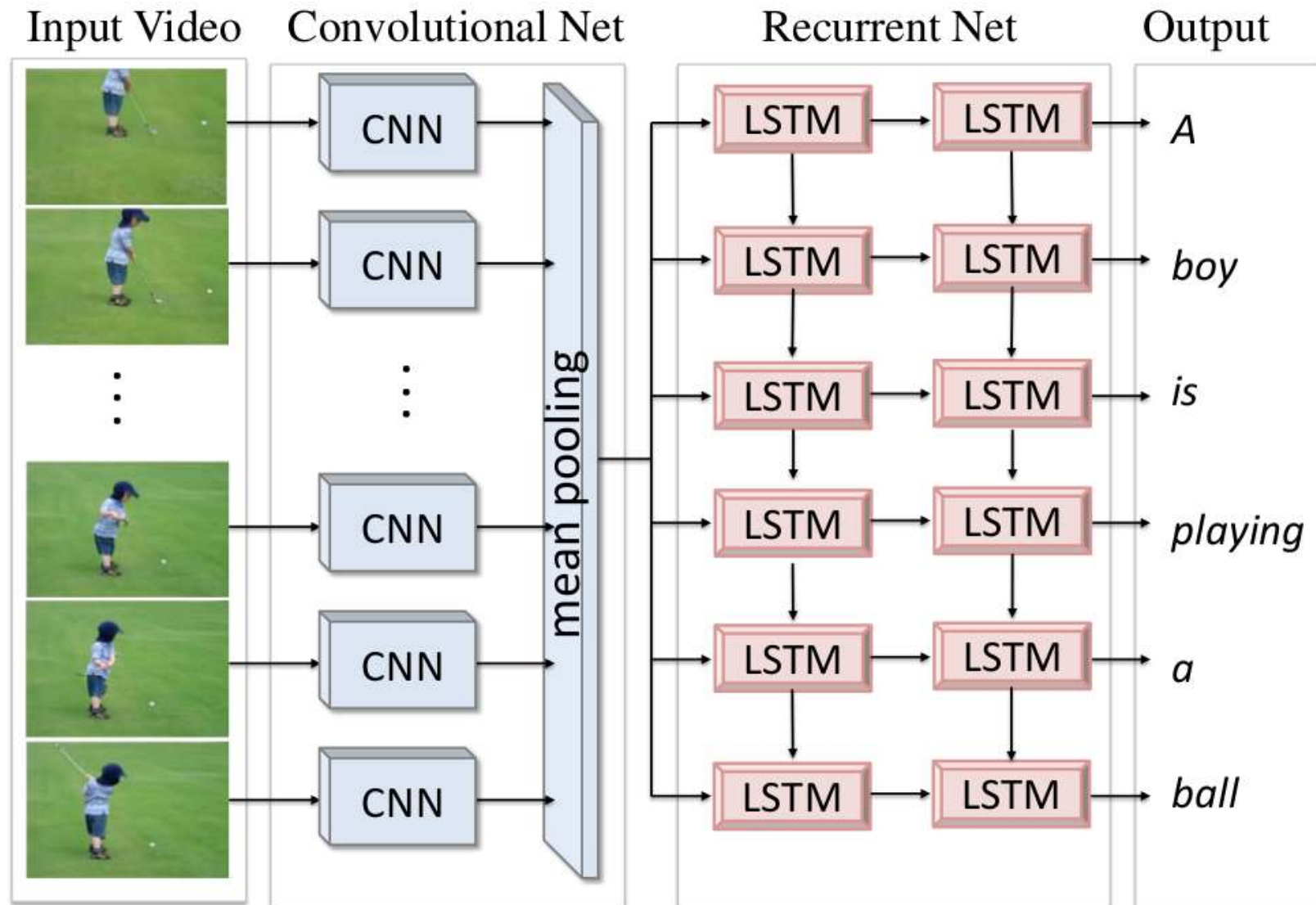
"a horse is standing in the middle of a road." 139

Variants

A better model: Encoded input embedding is input to all output timesteps



Translating Videos to Natural Language Using Deep Recurrent Neural Networks



Translating Videos to Natural Language Using Deep Recurrent Neural Networks

Subhashini Venugopalan, Huijun Xu, Jeff Donahue, Marcus Rohrbach, Raymond Mooney, Kate Saenko¹⁴¹
North American Chapter of the Association for Computational Linguistics, Denver, Colorado, June 2015.

Pseudocode

```
# Assuming encoded input H (from text, image, video)
# is available
# Now generate the output  $y_{out}(1), y_{out}(2), \dots$ 
t = 0
 $h_{out}(0) = H$  # Encoder embedding


# Note: begins with a "start of sentence" symbol
# <sos> and <eos> may be identical
 $y_{out}(0) = \langle \text{sos} \rangle$ 
do
    t = t+1
     $[y(t), h_{out}(t)] = \text{RNN\_output\_step}(h_{out}(t-1), y_{out}(t-1), H)$ 
     $y_{out}(t) = \text{generate}(y(t))$  # Beam search, random, or greedy
until  $y_{out}(t) == \langle \text{eos} \rangle$ 
```

Pseudocode

```
# Assuming encoded input H (from text, image, video)
# is available
# Now generate the output  $y_{out}(1), y_{out}(2), \dots$ 
t = 0
 $h_{out}(0) = H$  # Encoder embedding

# Note: begins with a "start of sentence" symbol
# <sos> and <eos> may be identical
 $y_{out}(0) = \langle \text{sos} \rangle$ 
do
  t = t+1
  [ $y(t), h_{out}(t)$ ] = RNN_output_step( $h_{out}(t-1), y_{out}(t-1), H$ )
   $y_{out}(t) = \text{generate}(y(t))$  # Beam search, random, or greedy
until  $y_{out}(t) == \langle \text{eos} \rangle$ 
```

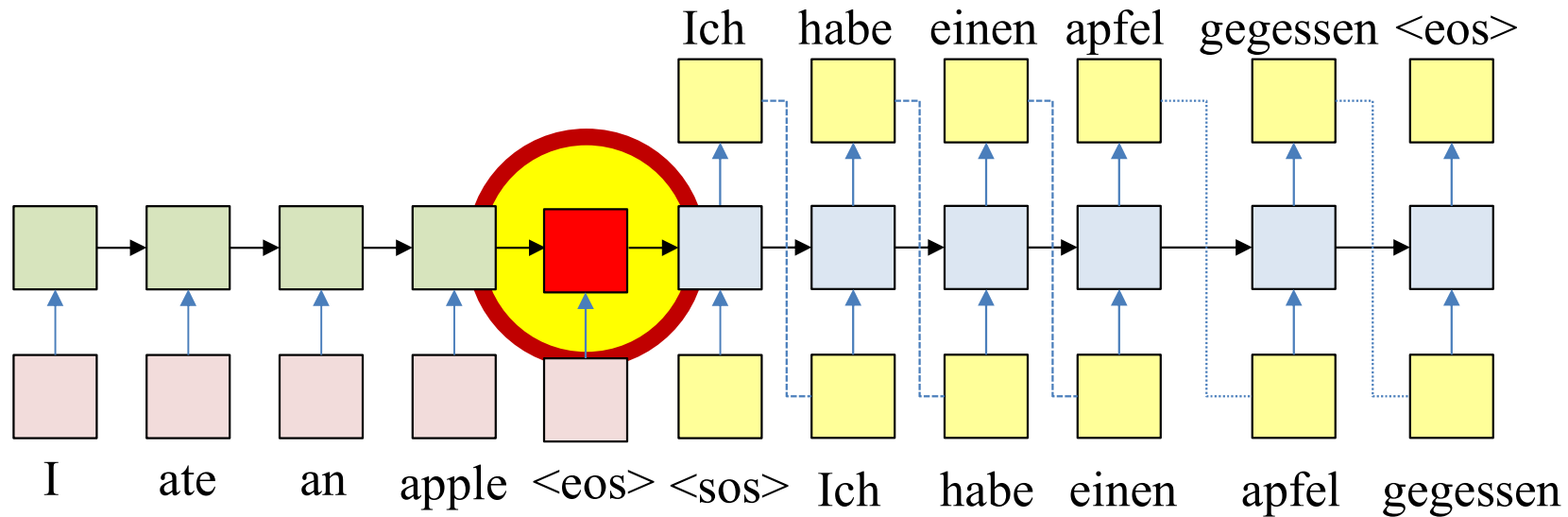
Also consider
encoder embedding



Story so far

- Language models model the probability of word (or symbol sequences) in the language, typically through next-symbol prediction
- The “simple” sequence-to-sequence model for tasks such as machine translation are performed using an encoder-decoder model
 - The encoder extracts a feature-representations for the input symbol sequence
 - The decoder is a conditional language model that uses this representation to conditionally generate the output symbol sequence
 - Inference is performed to find the most probable output sequence given the input sequence
- The same mechanism can be used for other conditional generation tasks, such as image captioning, video captioning, etc.

But wait...



- We are overloading this guy
- How can we do better?
- Next class