

Neural Networks: Optimization Part 1

Intro to Deep Learning, Fall 2024

Attendance: @426

Story so far

- Neural networks are universal approximators
 - Can model any odd thing
 - Provided they have the right architecture
- We must *train* them to approximate any function
 - Specify the architecture
 - Learn their weights and biases
- Networks are trained to minimize total “loss” on a training set
 - We do so through empirical risk minimization
- We use variants of gradient descent to do so
- The gradient of the error with respect to network parameters is computed through backpropagation



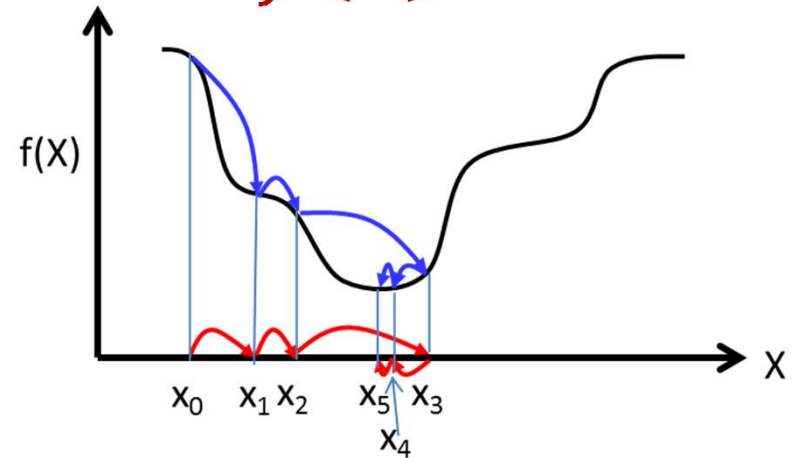
Recap: Gradient Descent Algorithm

- In order to minimize any function $f(x)$ w.r.t. x

- Initialize:

- x^0

- $k = 0$



- Do

- $k = k + 1$

- $x^{k+1} = x^k - \eta \nabla_x f^T$

- while $|f(x^k) - f(x^{k-1})| > \varepsilon$

Recap: Training Neural Nets by Gradient Descent

Total training error:

$$Loss = \frac{1}{T} \sum_t Div(\mathbf{Y}_t, \mathbf{d}_t; \mathbf{W}_1, \mathbf{W}_2, \dots, \mathbf{W}_K)$$

- Gradient descent algorithm:
- Initialize all weights $\mathbf{W}_1, \mathbf{W}_2, \dots, \mathbf{W}_K$
- Do:
 - For every layer k , compute:
 - $\nabla_{\mathbf{W}_k} Loss = \frac{1}{T} \sum_t \nabla_{\mathbf{W}_k} Div(\mathbf{Y}_t, \mathbf{d}_t)$
 - $\mathbf{W}_k = \mathbf{W}_k - \eta \nabla_{\mathbf{W}_k} Loss^T$
- Until $Loss$ has converged

Computed using backprop

Recap: Vector derivatives

- At any layer, forward pass

$$\mathbf{z}_k = \mathbf{W}_k \mathbf{y}_{k-1} + \mathbf{b}_k, \quad \mathbf{y}_k = f(\mathbf{z}_k)$$



- Backward pass

$$\begin{aligned} \nabla_{z_k} Div &= \nabla_{y_k} Div \nabla_{z_k} \mathbf{y}_k \\ \nabla_{y_{k-1}} Div &= \nabla_{z_k} Div \mathbf{W}_k \end{aligned}$$

$$\nabla_{\mathbf{b}_k} Div = \nabla_{z_k} Div, \quad \nabla_{\mathbf{W}_k} Div = \mathbf{y}_k \nabla_{z_k} Div$$

Neural network training algorithm

- Initialize all weights and biases ($\mathbf{W}_1, \mathbf{b}_1, \mathbf{W}_2, \mathbf{b}_2, \dots, \mathbf{W}_N, \mathbf{b}_N$)
- Do:
 - $Loss = 0$
 - For all k , initialize $\nabla_{\mathbf{W}_k} Loss = 0, \nabla_{\mathbf{b}_k} Loss = 0$
 - For all $t = 1:T$ # Loop through training instances
 - Forward pass : Compute
 - Output $\mathbf{Y}(X_t)$,
 - Divergence $Div(\mathbf{Y}_t, \mathbf{d}_t)$
 - Backward pass: For all k compute:
 - $\nabla_{\mathbf{W}_k} Div(\mathbf{Y}_t, \mathbf{d}_t), \nabla_{\mathbf{b}_k} Div(\mathbf{Y}_t, \mathbf{d}_t)$
 - $\nabla_{\mathbf{W}_k} Loss += \nabla_{\mathbf{W}_k} Div(\mathbf{Y}_t, \mathbf{d}_t); \nabla_{\mathbf{b}_k} Loss += \nabla_{\mathbf{b}_k} Div(\mathbf{Y}_t, \mathbf{d}_t)$
 - For all k , update:
$$\mathbf{W}_k = \mathbf{W}_k - \frac{\eta}{T} (\nabla_{\mathbf{W}_k} Loss)^T; \quad \mathbf{b}_k = \mathbf{b}_k - \frac{\eta}{T} (\nabla_{\mathbf{b}_k} Loss)^T$$
- Until $Loss$ has converged

Computing gradient
(uses
backprop)

Gradient
descent

Issues

- Convergence: How well does it learn
 - And how can we improve it
- How well will it generalize (outside training data)
- What does the output really mean?
- *Etc..*

Poll 0 (@419)

Backpropagating from the k th layer, which is the derivative for the weights W_k ?

- $y_{k-1} \cdot \nabla_{z_k} Div$: The product of the output y of the $k - 1$ th layer and the derivative for the affine value z of the k th layer (in that order)
- $\nabla_{z_k} Div y_{k-1}$: The product of the derivative for the affine value z at the k th layer and the output y of the $k - 1$ th layer (in that order)
- $y_{k-1}^\top \cdot \nabla_{z_k} Div$: The product of the transpose of the output y of the $k - 1$ th layer and the derivative for the affine value z of the k th layer (in that order)
- $\nabla_{z_k} Div \cdot y_{k-1}^\top$: The product of the derivative for the affine value z at the k th layer and the transpose output y of the $k - 1$ th layer (in that order)

Poll 0

Backpropagating from the k th layer, which is the derivative for the weights W_k ?

- $y_{k-1} \cdot \nabla_{z_k} Div$: The product of the output y of the $k - 1$ th layer and the derivative for the affine value z of the k th layer (in that order)
- $\nabla_{z_k} Div y_{k-1}$: The product of the derivative for the affine value z at the k th layer and the output y of the $k - 1$ th layer (in that order)
- $y_{k-1}^\top \cdot \nabla_{z_k} Div$: The product of the transpose of the output y of the $k - 1$ th layer and the derivative for the affine value z of the k th layer (in that order)
- $\nabla_{z_k} Div \cdot y_{k-1}^\top$: The product of the derivative for the affine value z at the k th layer and the transpose output y of the $k - 1$ th layer (in that order)

Onward



Onward

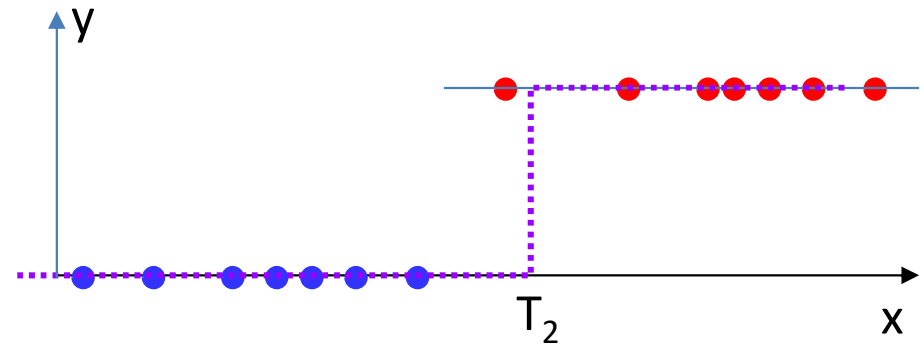
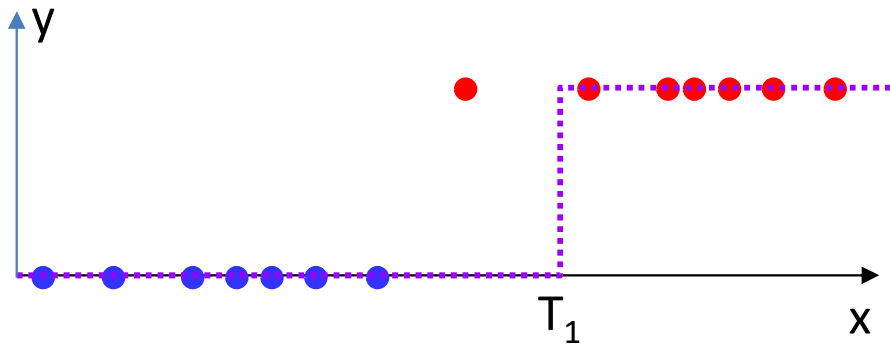
- Does backprop always work?
- Convergence of gradient descent
 - Rates, restrictions,
 - Hessians
 - Acceleration and Nestorov
 - Alternate approaches
- Modifying the approach: Stochastic gradients
- Speedup extensions: RMSprop, Adagrad

Does backprop do the right thing?

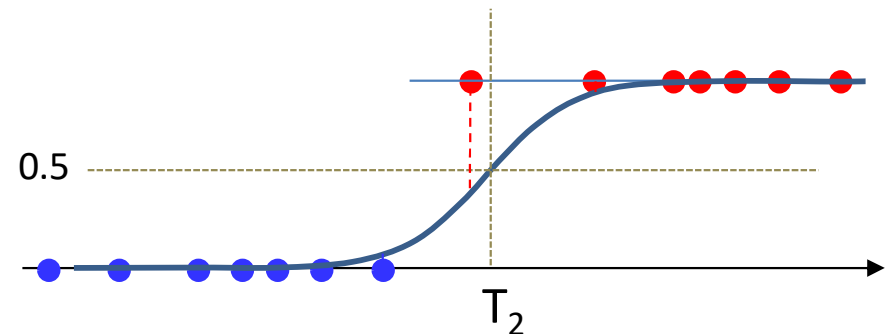
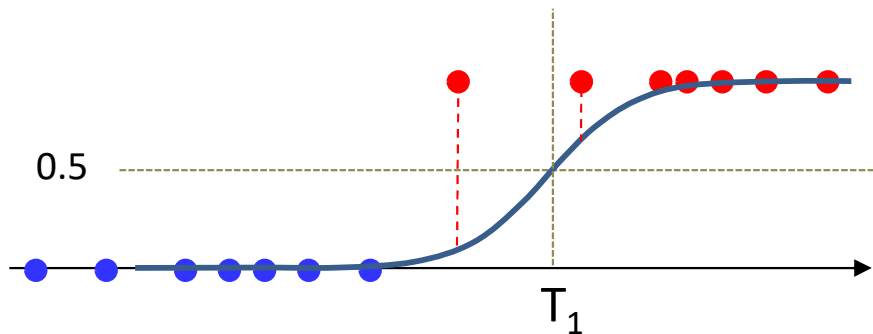
- **Is backprop always right?**
 - Assuming it actually finds the minimum of the divergence function?

(Actual question: Does gradient descent find the right solution, even when it finds the actual minimum)

Recap: The differentiable activation



- Threshold activation: Equivalent to counting errors
 - Shifting the threshold from T_1 to T_2 does not change classification error
 - Does not indicate if moving the threshold left was good or not

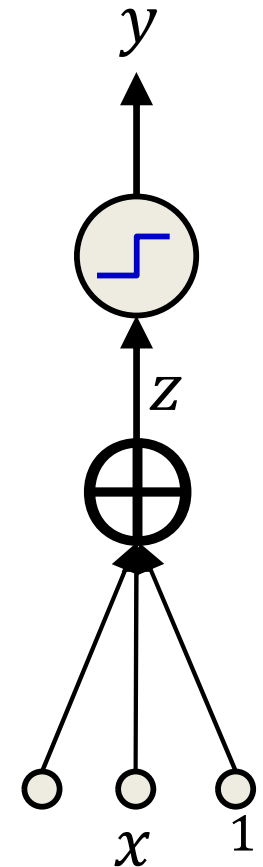
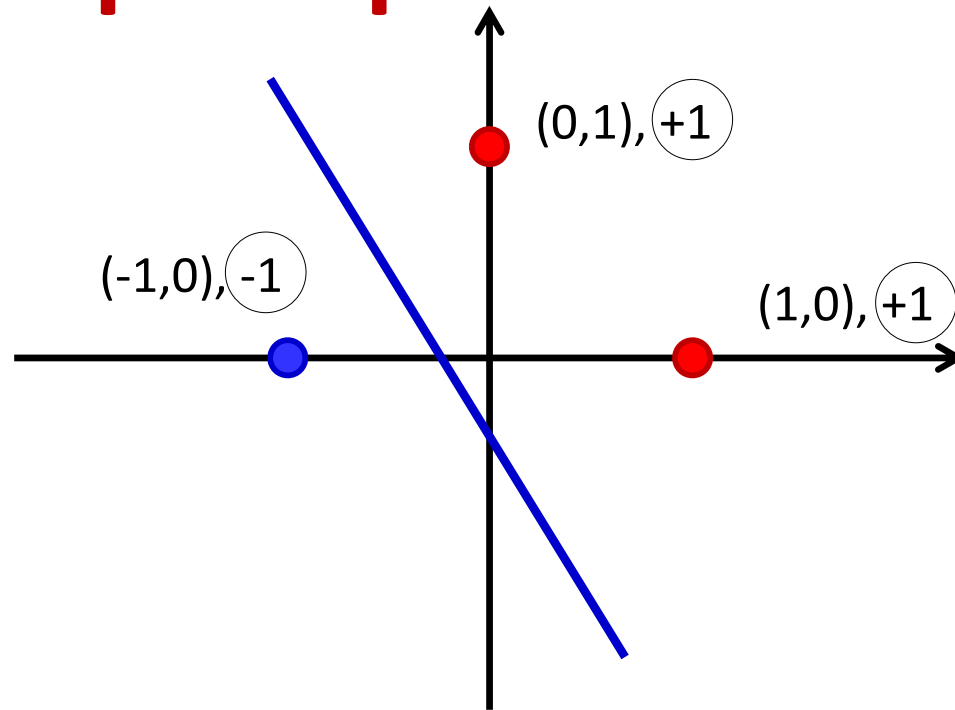


- Differentiable activation: Computes “distance to answer”
 - “Distance” == divergence
 - Perturbing the function changes this quantity,
 - Even if the classification error itself doesn't change

Does backprop do the right thing?

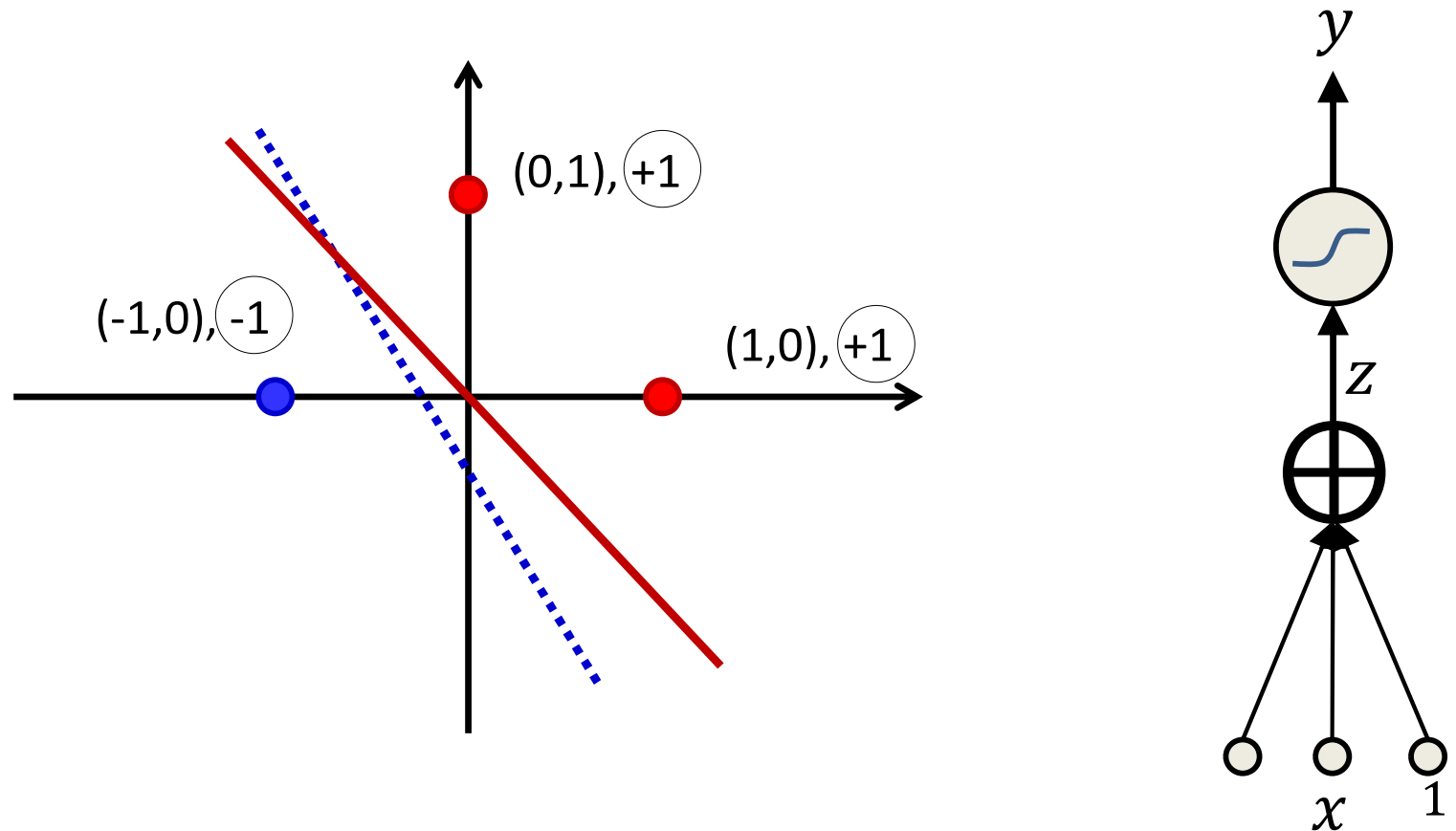
- **Is backprop always right?**
 - Assuming it actually finds the global minimum of the loss (average divergence)?
- In classification problems, the classification error is a non-differentiable function of weights
- The divergence function minimized is only a *proxy* for classification error
- Minimizing divergence may not minimize classification error

Backprop fails to separate where perceptron succeeds



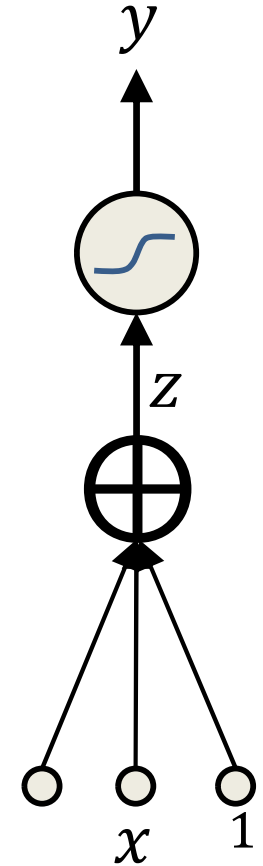
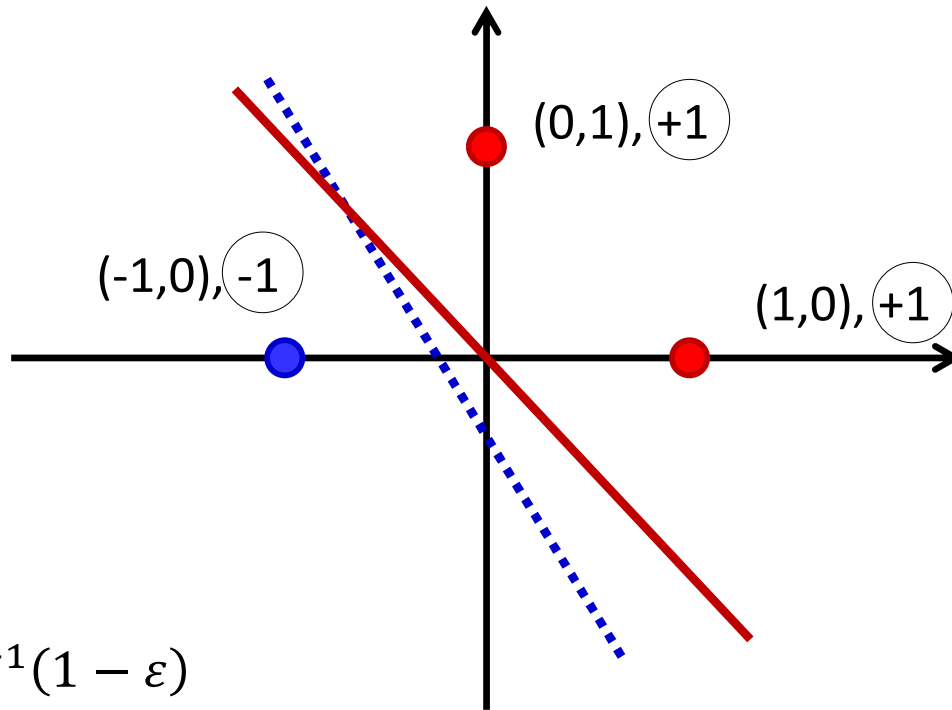
- Brady, Raghavan, Slawny, '89
- Simple problem, 3 training instances, single neuron
- Perceptron training rule trivially find a perfect solution

Backprop vs. Perceptron



- Back propagation using logistic function and L_2 divergence ($Div = (y - d)^2$)
- Unique minimum trivially proved to exist, backprop finds it

Unique solution exists

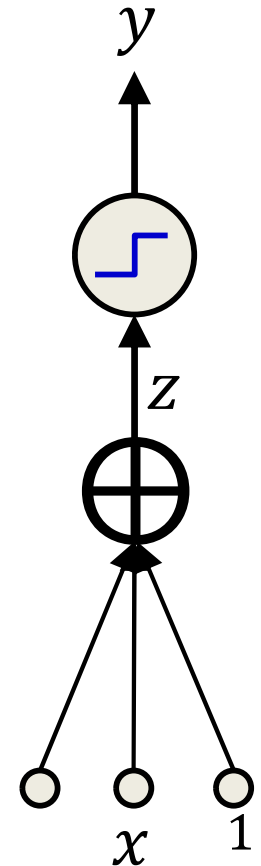
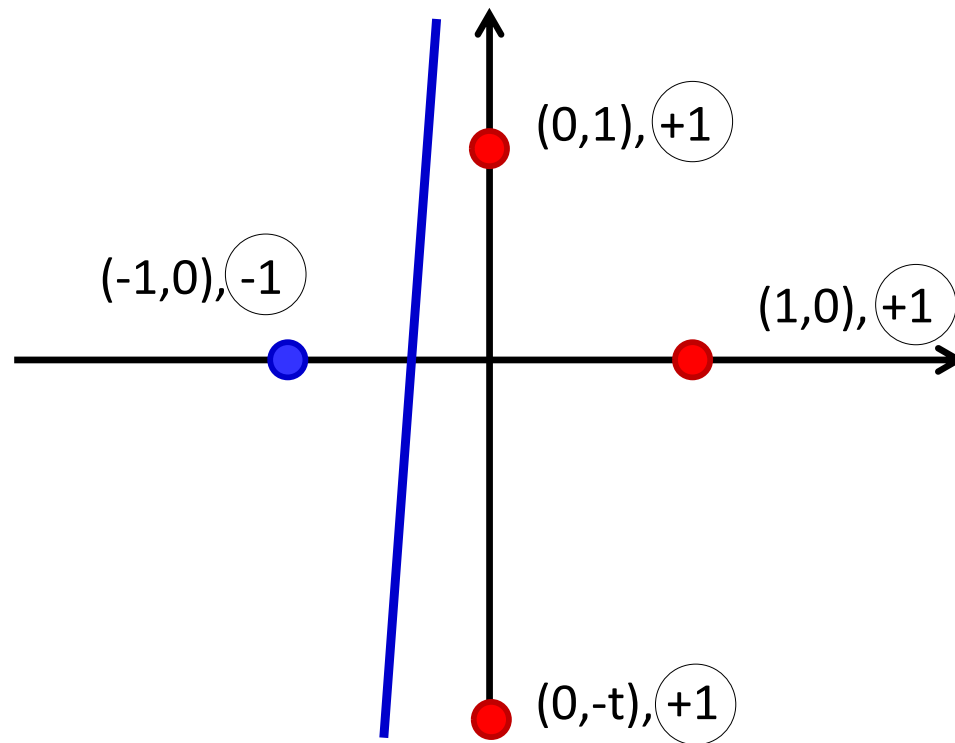


- Let $u = f^{-1}(1 - \varepsilon)$
 - E.g. $u = f^{-1}(0.99)$ representing a 99% confidence in the class
- From the three points we get three independent equations:

$$\begin{aligned}w_x \cdot 1 + w_y \cdot 0 + b &= u \\w_x \cdot 0 + w_y \cdot 1 + b &= u \\w_x \cdot -1 + w_y \cdot 0 + b &= -u\end{aligned}$$

- Unique solution ($w_x = u, w_y = u, b = 0$) exists
 - represents a unique line regardless of the value of u

Backprop vs. Perceptron

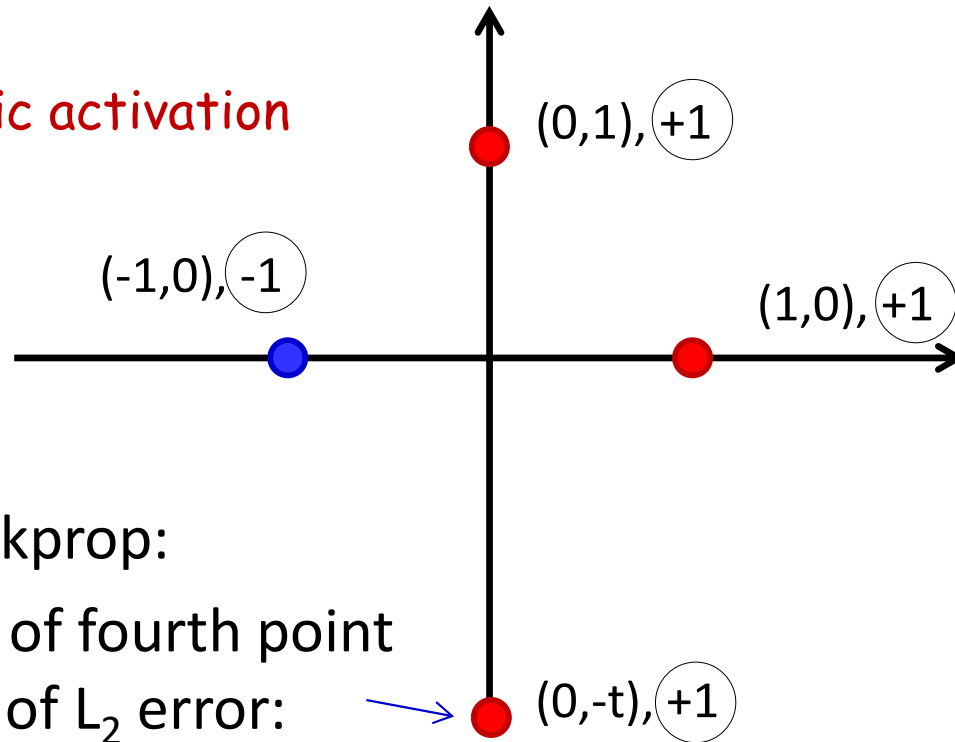


- Now add a fourth point
- t is very large (point near $-\infty$)
- Perceptron trivially finds a solution (may take t^2 iterations)

Backprop

Notation:

$y = \sigma(z) = \text{logistic activation}$

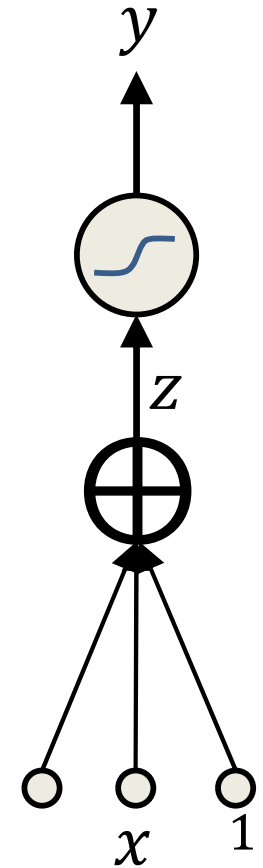


- Consider backprop:
- Contribution of fourth point to derivative of L_2 error:

$$div_4 = (1 - \varepsilon - \sigma(-w_y t + b))^2$$

$$\frac{d div_4}{d w_y} = 2 (1 - \varepsilon - \sigma(-w_y t + b)) \sigma'(-w_y t + b) t$$

$$\frac{d div_4}{d b} = -2 (1 - \varepsilon - \sigma(-w_y t + b)) \sigma'(-w_y t + b)$$



$1 - \varepsilon$ is the actual achievable value

Backprop

Notation:

$y = \sigma(z)$ = logistic activation

$$\text{div}_4 = \left(1 - \varepsilon - \sigma(-w_y t + b)\right)^2$$

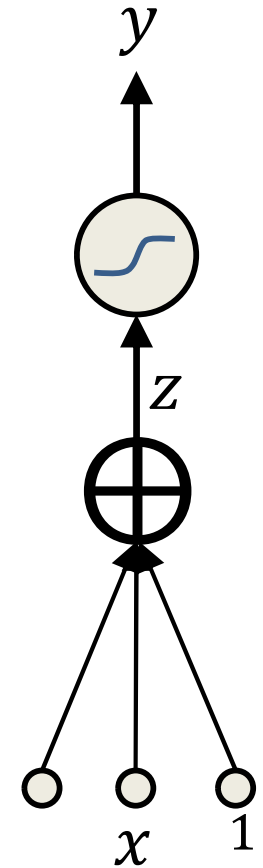
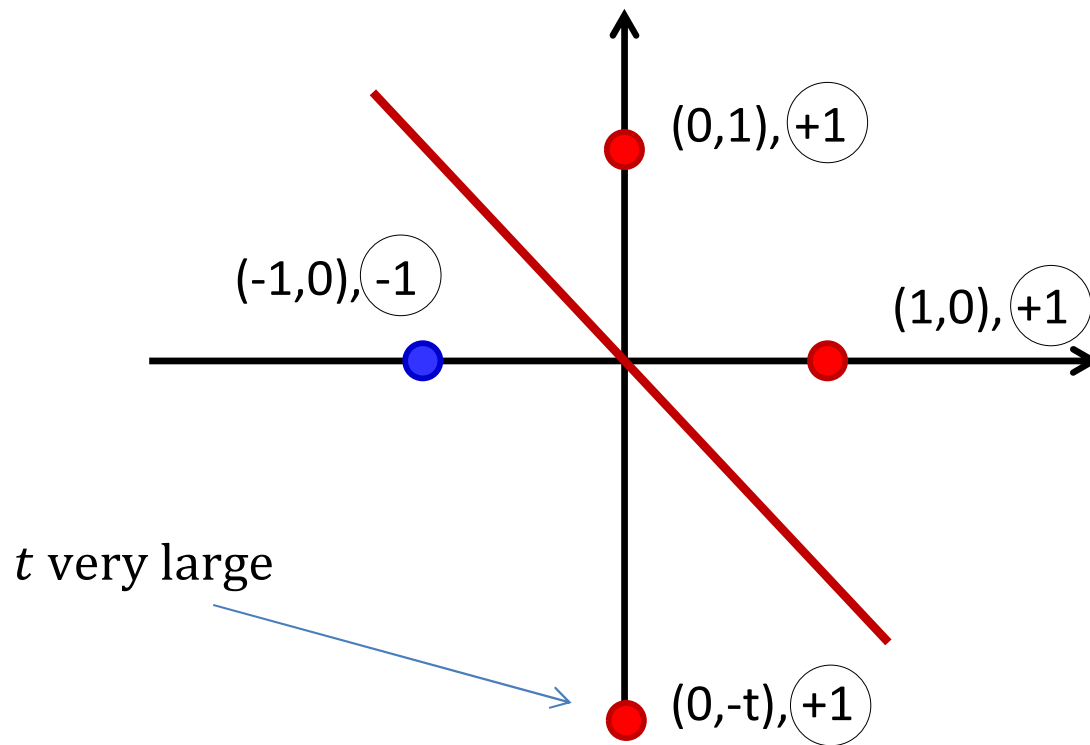
$$\frac{d \text{div}_4}{dw_y} = 2 \left(1 - \varepsilon - \sigma(-w_y t + b)\right) \sigma'(-w_y t + b) t$$

$$\frac{d \text{div}_4}{db} = 2 \left(1 - \sigma(-w_y t + b)\right) \sigma'(-w_y t + b) t$$

- For very large positive t , $|w_y| > \varepsilon$ (where $\mathbf{w} = [w_x, w_y, b]$)
- $\left(1 - \varepsilon - \sigma(-w_y t + b)\right) \rightarrow 1$ as $t \rightarrow \infty$
- $\sigma'(-w_y t + b) \rightarrow 0$ exponentially as $t \rightarrow \infty$
- Therefore, for very large positive t

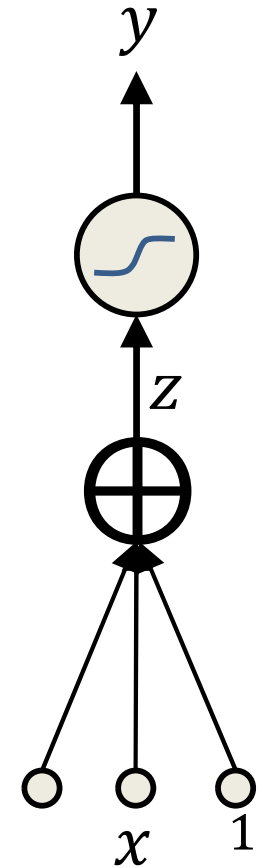
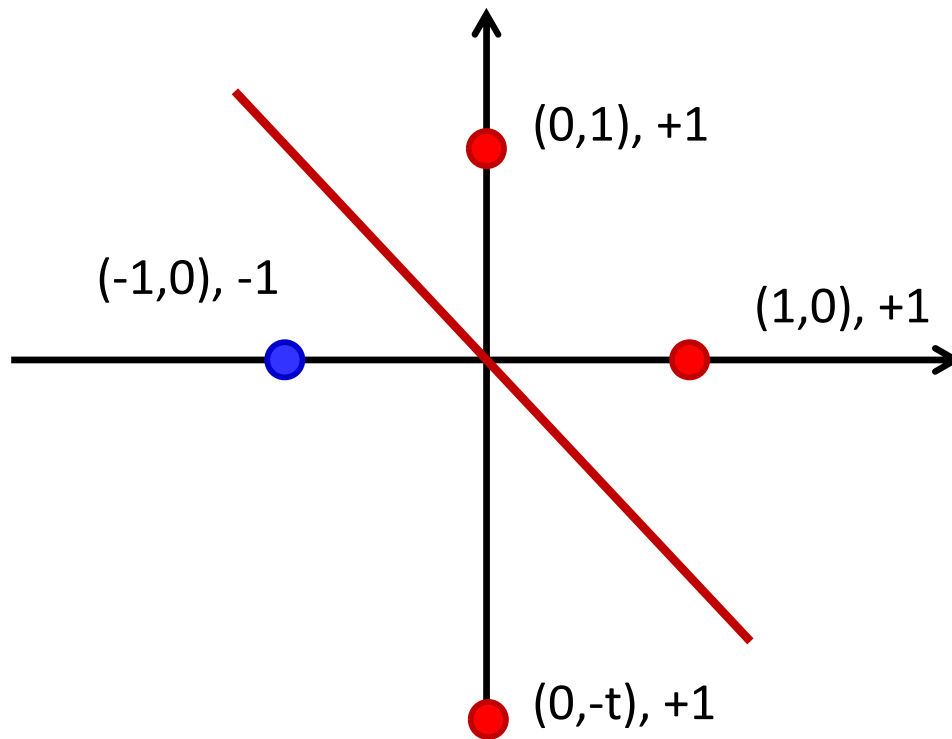
$$\frac{d \text{div}_4}{dw_y} = \frac{d \text{div}_4}{db} = 0$$

Backprop



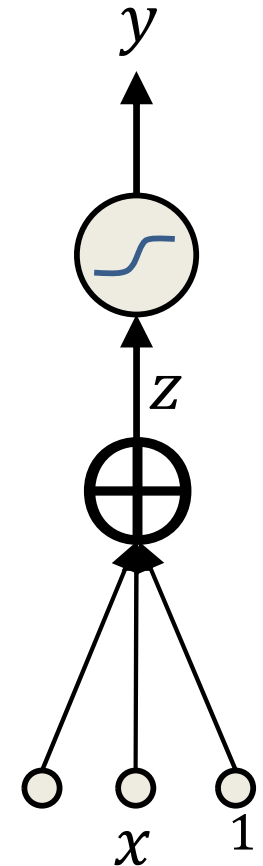
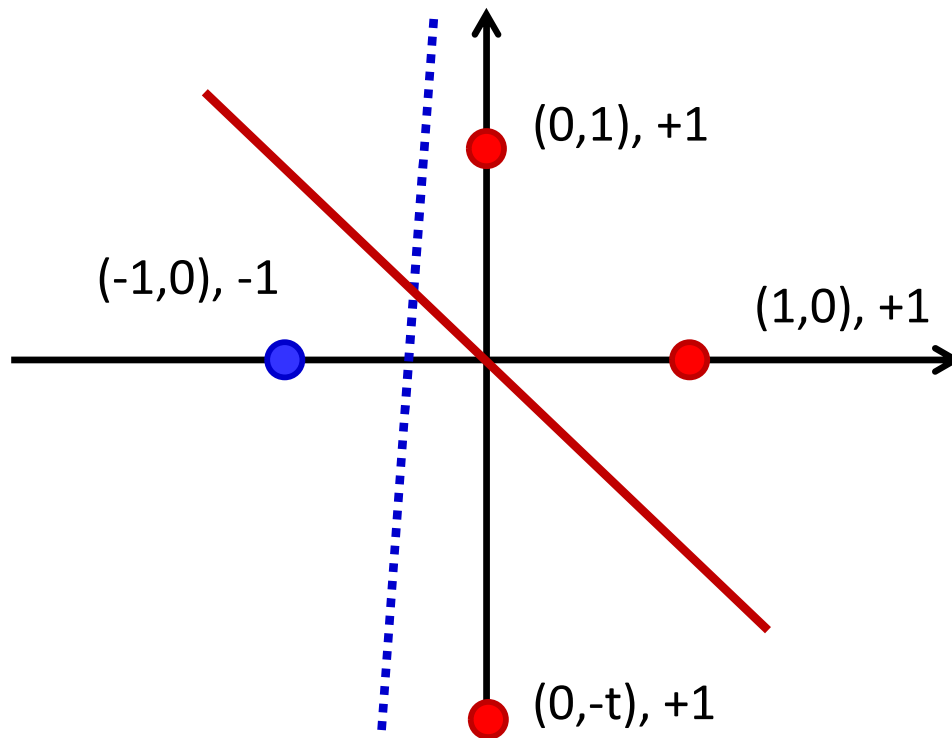
- The fourth point at $(0, -t)$ does not change the gradient of the L_2 divergence near the optimal solution for 3 points
- The optimum solution for 3 points is also a broad *local* minimum (0 gradient) for the 4-point problem!
 - Will be found by backprop nearly all the time
 - Although the global minimum with unbounded weights will separate the classes correctly

Backprop



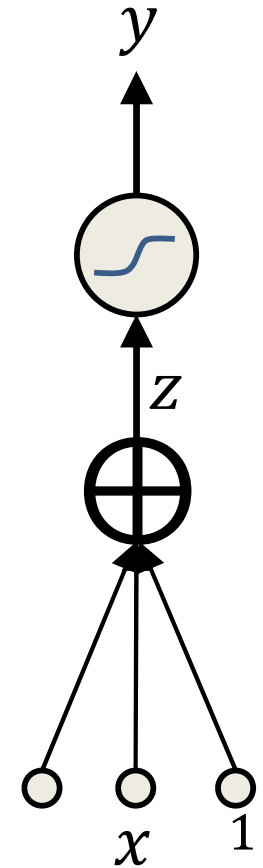
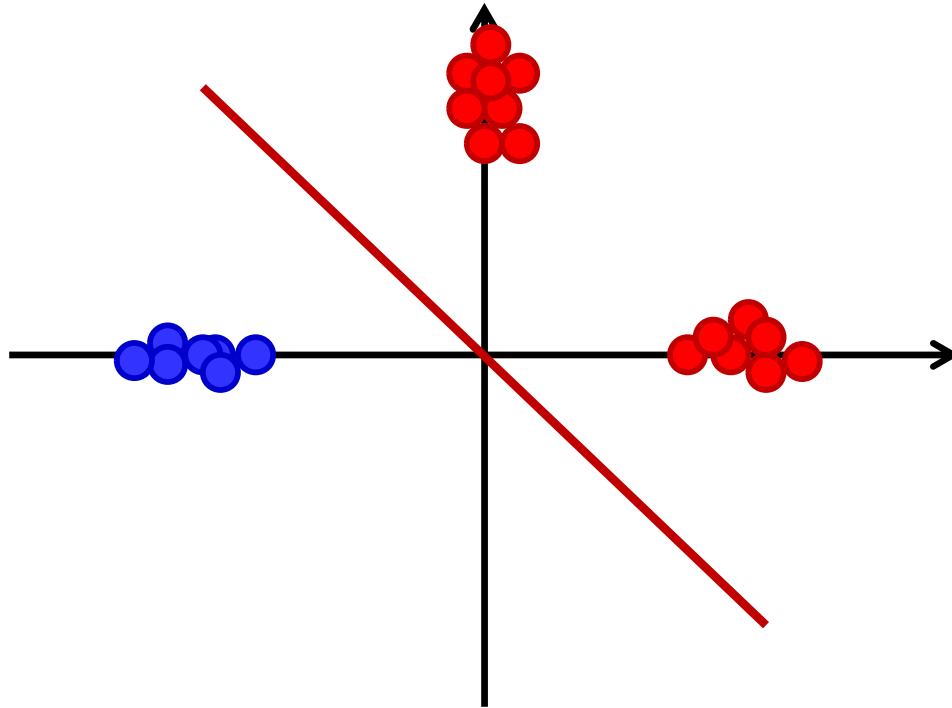
- Local optimum solution found by backprop
- Does not separate the points *even though the points are linearly separable!*

Backprop



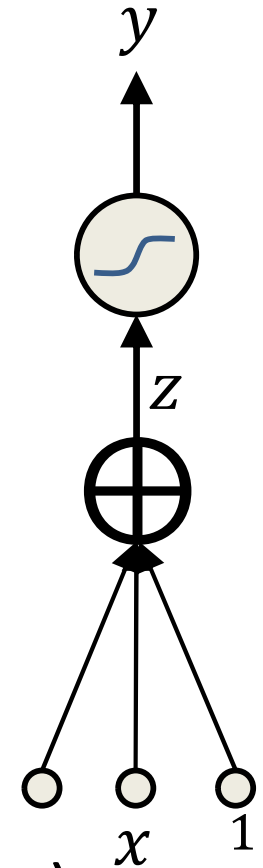
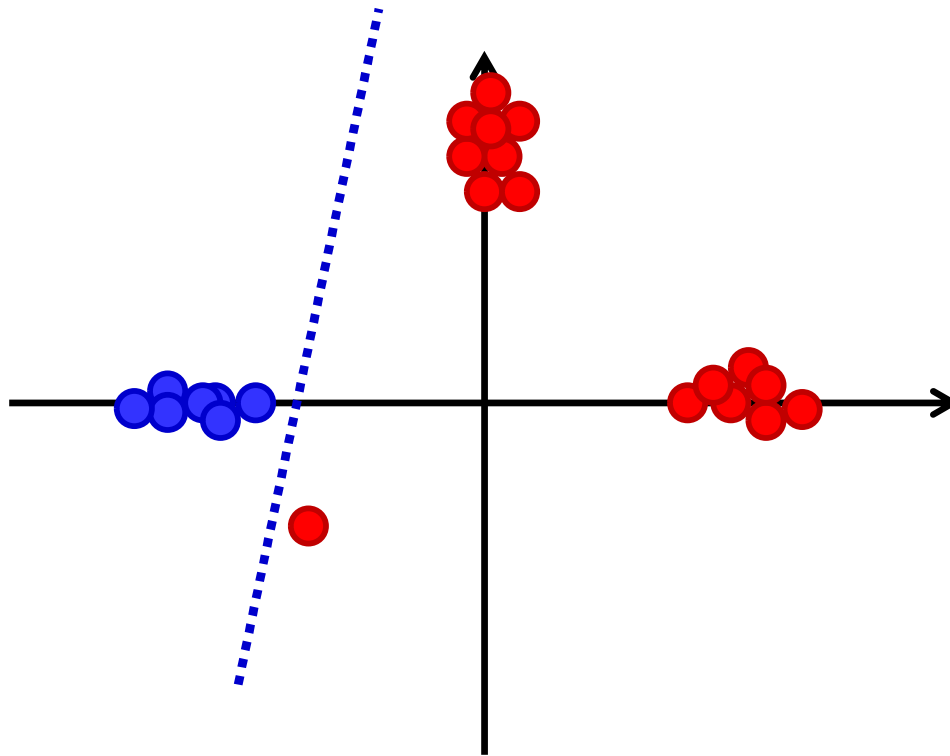
- Solution found by backprop
- Does not separate the points *even though the points are linearly separable!*
- Compare to the perceptron: *Backpropagation fails to separate where the perceptron succeeds*

Backprop fails to separate where perceptron succeeds



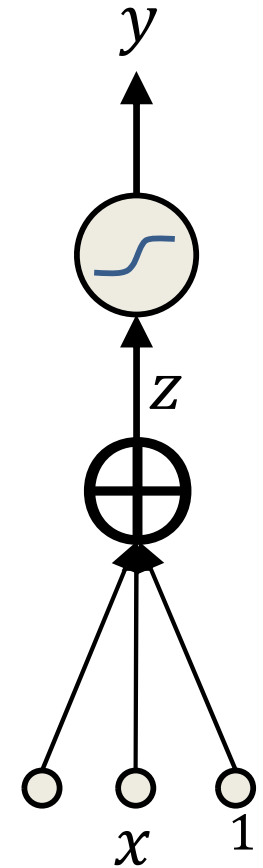
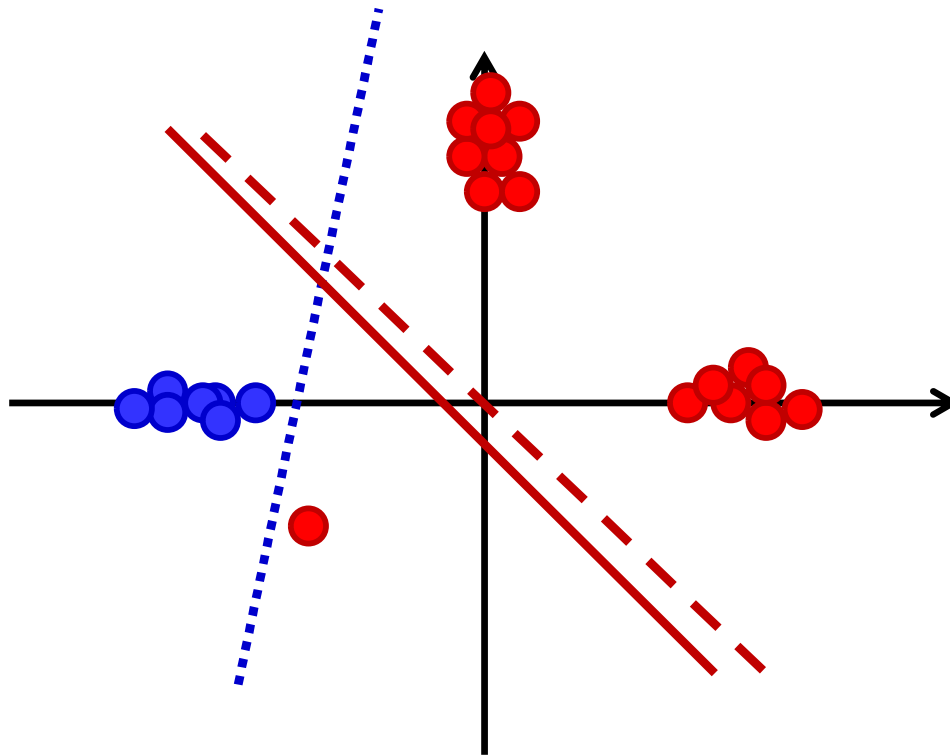
- Brady, Raghavan, Slawny, '89
- *Several* linearly separable training examples
- Simple setup: **both backprop and perceptron algorithms find solutions**

A more complex problem



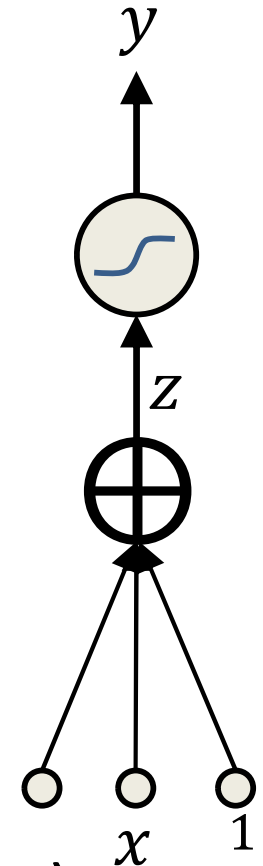
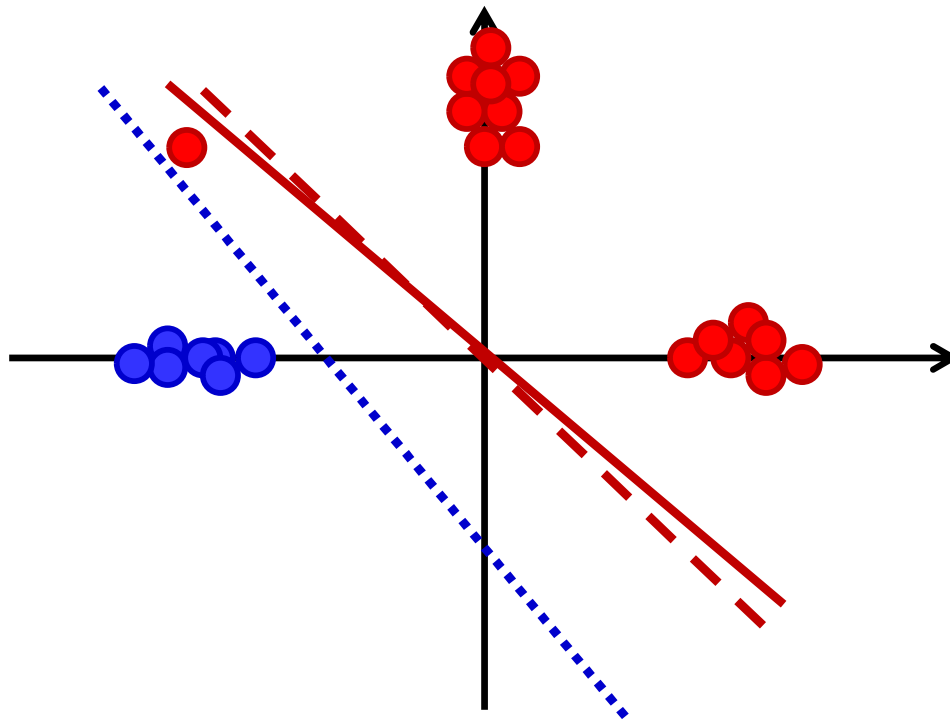
- Adding a “spoiler” (or a small number of spoilers)
 - Perceptron finds the linear separator,

A more complex problem



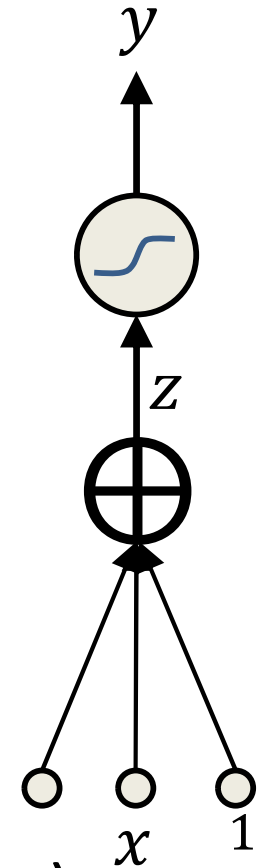
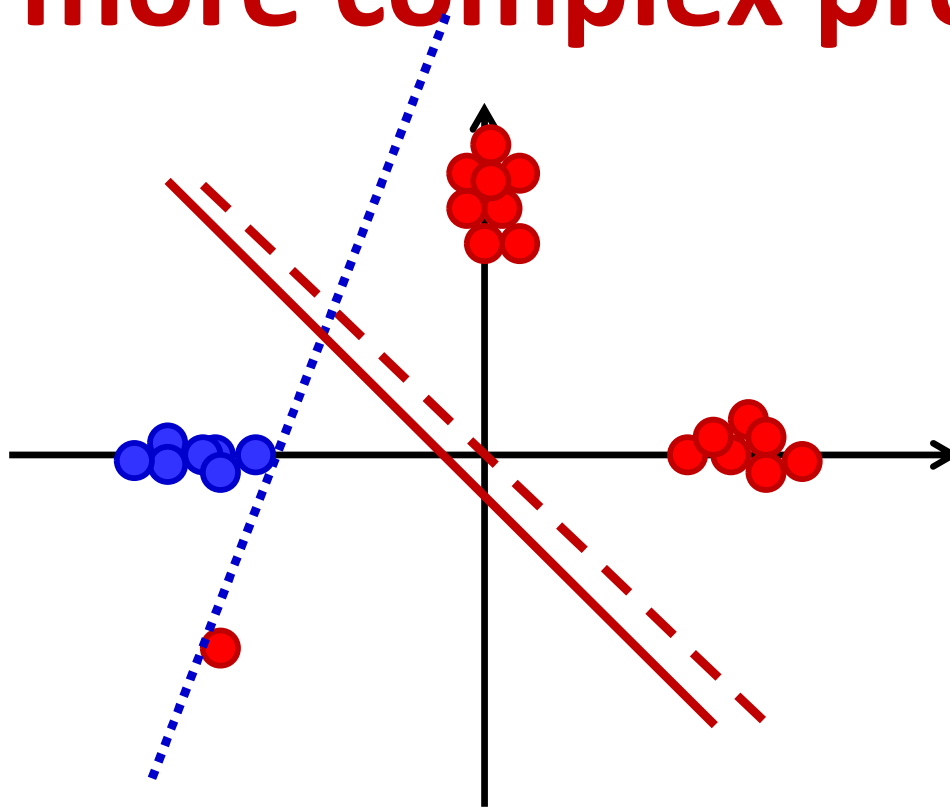
- Adding a “spoiler” (or a small number of spoilers)
 - Perceptron finds the linear separator,
 - Backprop does not find a separator
 - A single additional input does not change the loss function significantly
 - **Assuming weights are constrained to be bounded**

A more complex problem



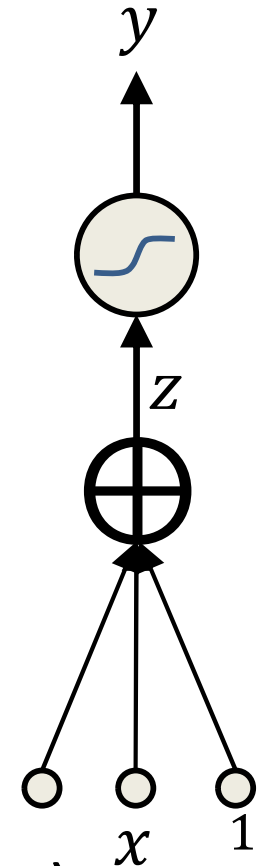
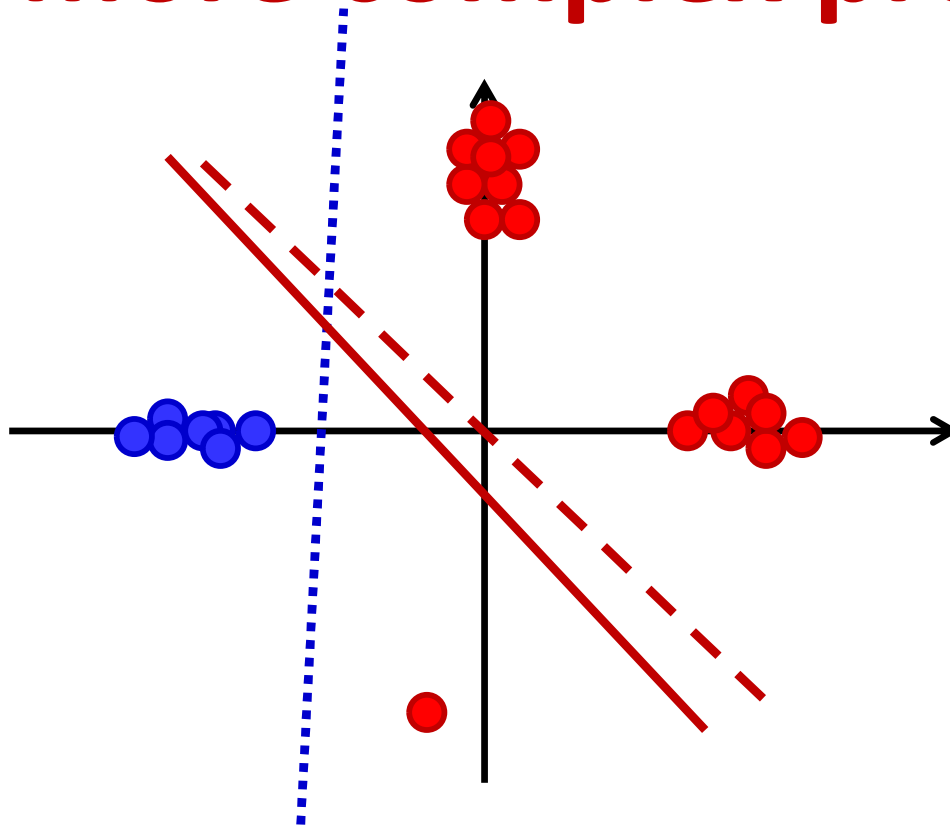
- Adding a “spoiler” (or a small number of spoilers)
 - Perceptron finds the linear separator,
 - For bounded w , backprop does not find a separator
 - A single additional input does not change the loss function significantly

A more complex problem



- Adding a “spoiler” (or a small number of spoilers)
 - Perceptron finds the linear separator,
 - For bounded w , backprop does not find a separator
 - A single additional input does not change the loss function significantly

A more complex problem

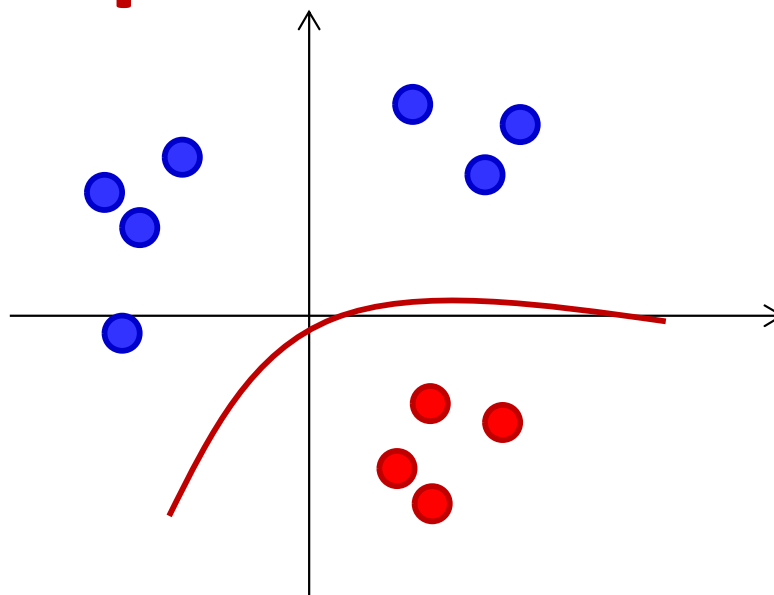
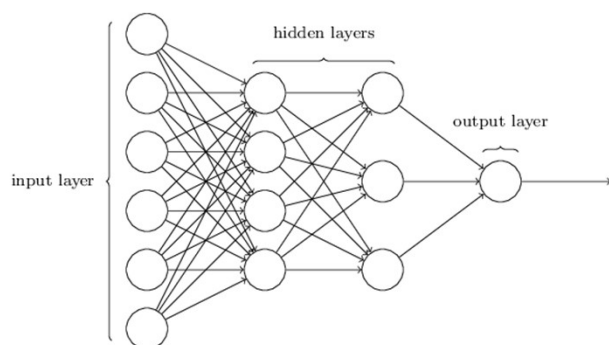


- Adding a “spoiler” (or a small number of spoilers)
 - Perceptron finds the linear separator,
 - For bounded w , backprop does not find a separator
 - A single additional input does not change the loss function significantly

So what is happening here?

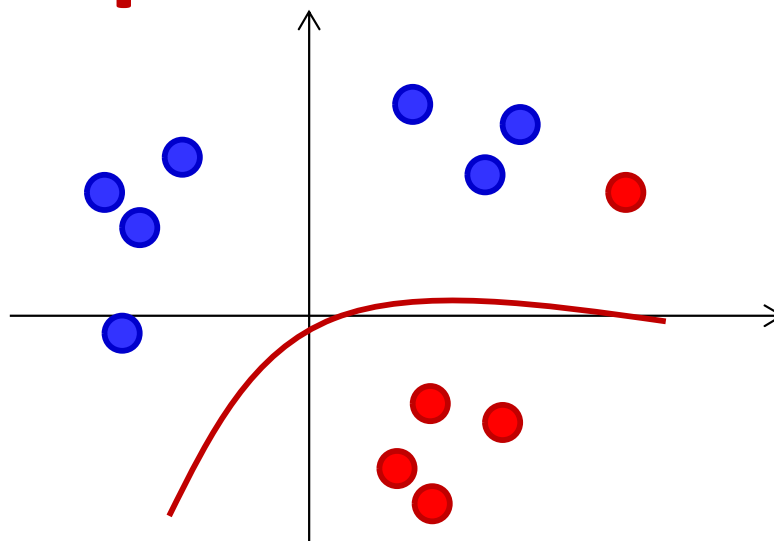
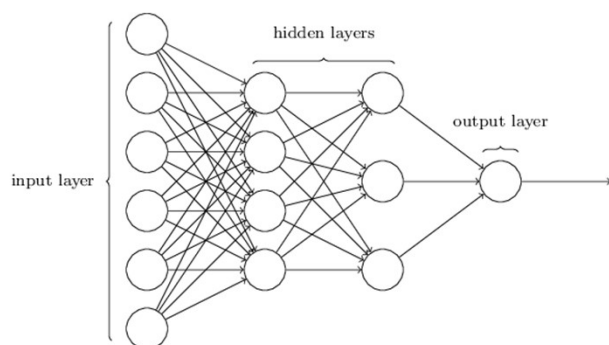
- The perceptron may change greatly upon adding just a single new training instance
 - But it fits the training data well
 - The perceptron rule has *low bias*
 - Makes no errors if possible
 - But high variance
 - Swings wildly in response to small changes to input
- Backprop is minimally changed by new training instances
 - Prefers consistency over perfection
 - It is a *low-variance* estimator, at the potential cost of bias

Backprop fails to separate even when possible



- This is not restricted to single perceptrons
- An MLP learns non-linear decision boundaries that are determined from the entirety of the training data
- Adding a few “spoilers” will not change their behavior

Backprop fails to separate even when possible



- This is not restricted to single perceptrons
- An MLP learns non-linear decision boundaries that are determined from the entirety of the training data
- Adding a few “spoilers” will not change their behavior

Backpropagation: Finding the separator

- Backpropagation will often not find a separating solution *even though the solution is within the class of functions learnable by the network*
- This is because the separating solution is not a feasible optimum for the loss function
- One resulting benefit is that a backprop-trained neural network classifier has lower variance than an optimal classifier for the training data

Poll (@420)

Minimizing the (differentiable) loss function will also minimize classification error, true or false

- True
- False

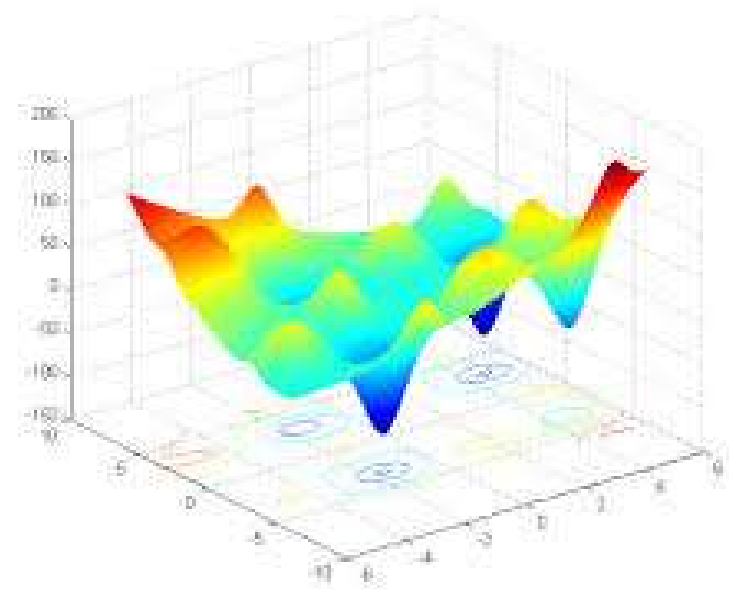
Poll 1

Minimizing the (differentiable) loss function will also minimize classification error, true or false

- True
- False (**true**)

The Loss Surface

- The example (and statements) earlier assumed the loss objective had a single global optimum that could be found
 - Statement about variance is assuming global optimum
- What about local optima



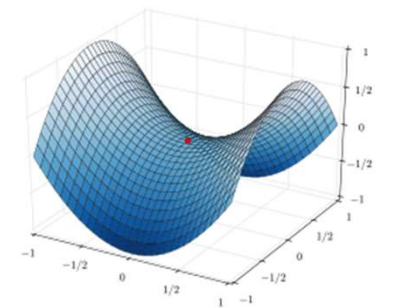
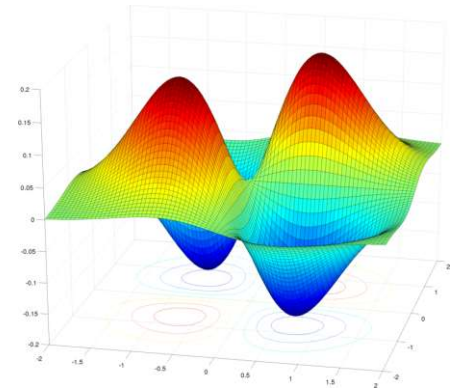
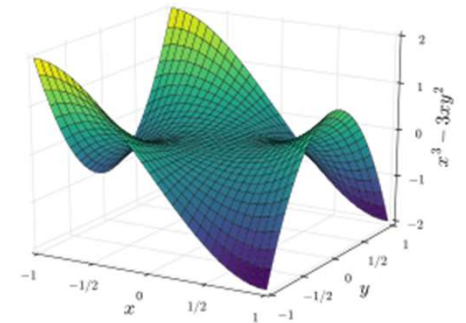
The Loss Surface

- **Popular hypothesis:**

- In large networks, saddle points are far more common than local minima
 - Frequency of occurrence exponential in network size
- Most local minima are equivalent
 - And close to global minimum
- This is not true for small networks

- **Saddle point:** A point where

- The slope is zero
- The surface increases in some directions, but decreases in others
 - Some of the Eigenvalues of the Hessian are positive; others are negative
- Gradient descent algorithms often get “stuck” in saddle points



The Controversial Loss Surface

- **Baldi and Hornik (89)**, *“Neural Networks and Principal Component Analysis: Learning from Examples Without Local Minima”* : An MLP with a *single* hidden layer has only saddle points and no local Minima
- **Dauphin et. al (2015)**, *“Identifying and attacking the saddle point problem in high-dimensional non-convex optimization”* : An exponential number of saddle points in large networks
- **Chomoranksa et. al (2015)**, *“The loss surface of multilayer networks”* : For large networks, most local minima lie in a band and are equivalent
 - Based on analysis of spin glass models
- **Swirszcz et. al. (2016)**, *“Local minima in training of deep networks”*, In networks of finite size, trained on finite data, you *can* have horrible local minima
- Watch this space...

Story so far

- Neural nets can be trained via gradient descent that minimizes a loss function
- Backpropagation can be used to derive the derivatives of the loss
- Backprop *is not guaranteed* to find a “true” solution, even if it exists, and lies within the capacity of the network to model
 - The optimum for the loss function may not be the “true” solution
- For large networks, the loss function may have a large number of unpleasant saddle points or local minima
 - Which backpropagation may find

Convergence

- In the discussion so far we have assumed the training arrives at a local minimum
- Does it always converge?
- How long does it take?
- Hard to analyze for an MLP, but we can look at the problem through the lens of convex optimization

A quick tour of (convex) optimization

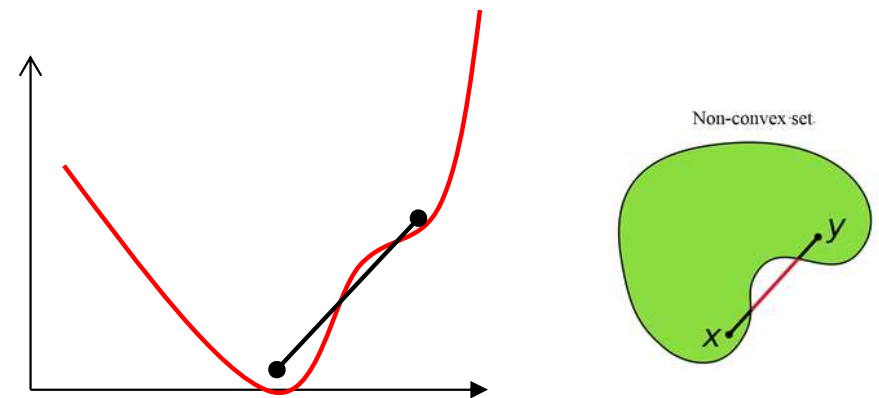
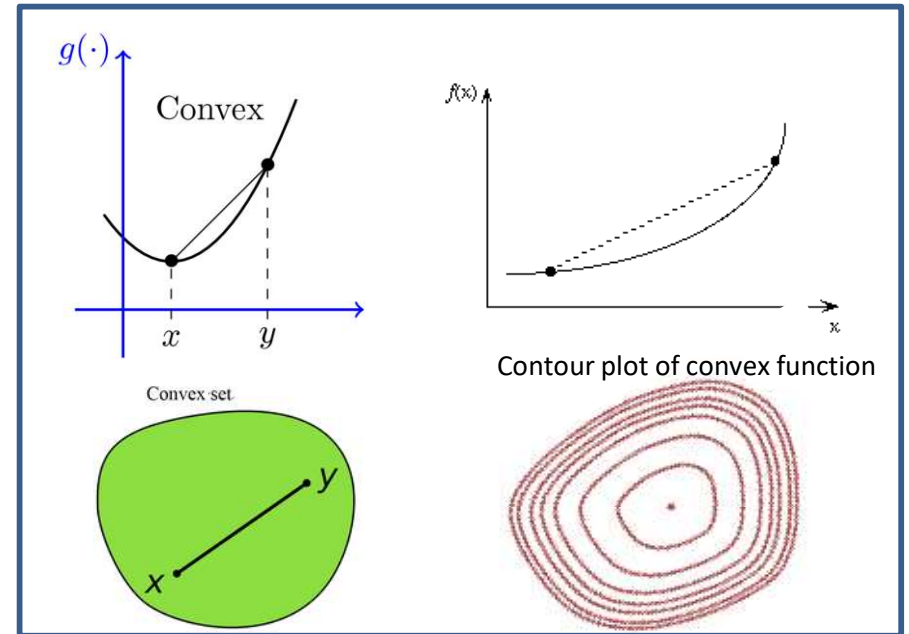


The streetlight effect is a type of observational bias where people only look for whatever they are searching by looking where it is easiest

"I'm searching for my keys."

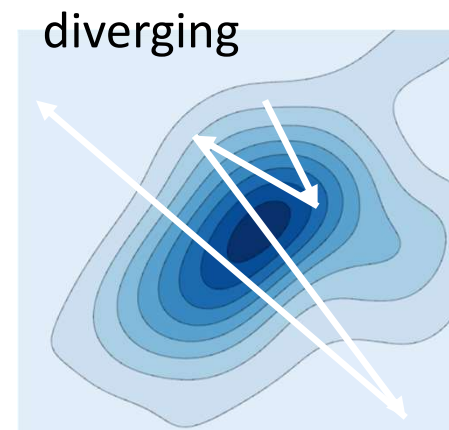
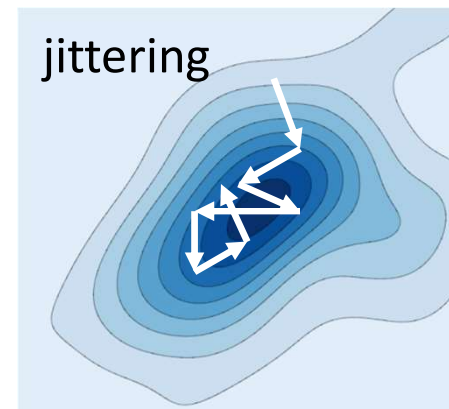
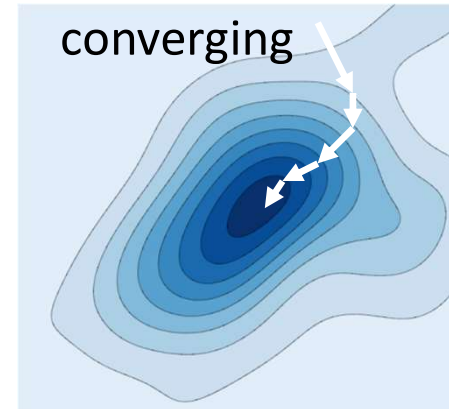
Convex Loss Functions

- A surface is “convex” if it is continuously curving upward
 - We can connect any two points on or above the surface without intersecting it
 - Many mathematical definitions that are equivalent
- Caveat: Neural network loss surface is generally not convex
 - Streetlight effect



Convergence of gradient descent

- An iterative algorithm is said to *converge* to a solution if the value updates arrive at a fixed point
 - Where the gradient is 0 and further updates do not change the estimate
- The algorithm may not actually converge
 - It may jitter around the local minimum
 - It may even diverge
- Conditions for convergence?



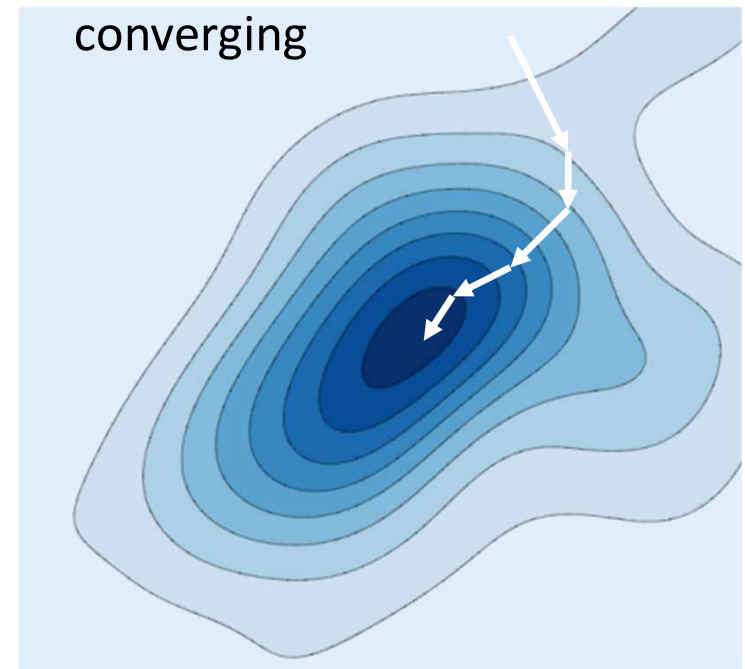
Convergence and convergence rate

- Convergence rate: How fast the iterations arrive at the solution
- Generally quantified as

$$R = \frac{|f(x^{(k+1)}) - f(x^*)|}{|f(x^{(k)}) - f(x^*)|}$$

- $x^{(k+1)}$ is the k-th iteration
- x^* is the optimal value of x
- If R is a constant (or upper bounded), the convergence is *linear*
 - In reality, its arriving at the solution exponentially fast

$$|f(x^{(k)}) - f(x^*)| \leq R^k |f(x^{(0)}) - f(x^*)|$$

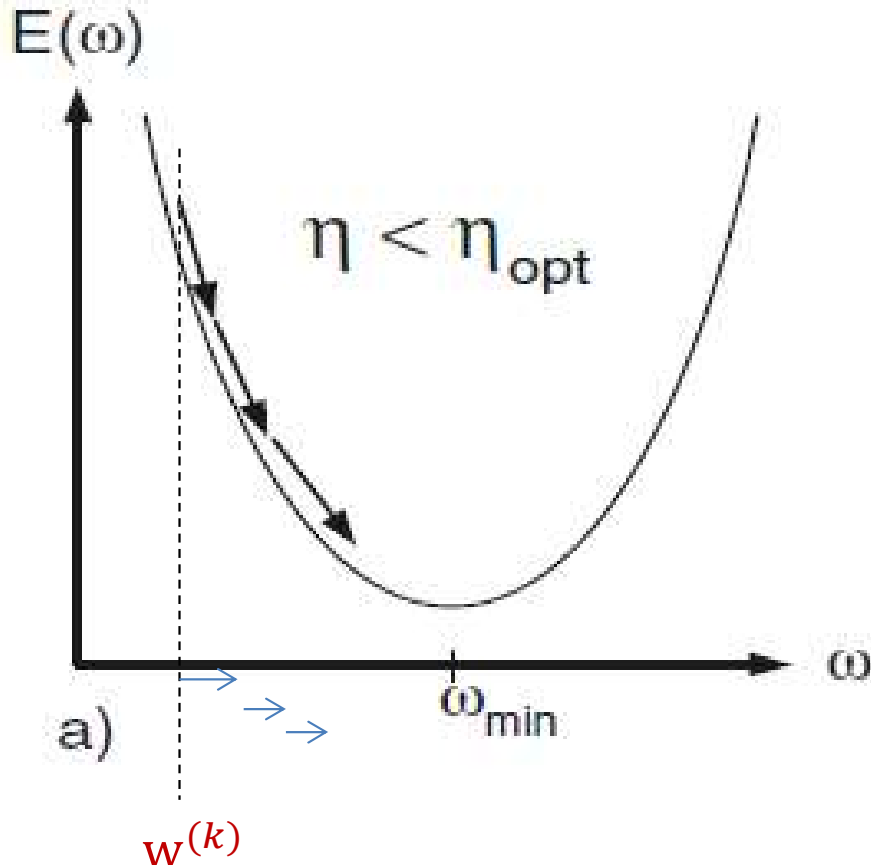


Convergence for quadratic surfaces

$$\text{Minimize } E = \frac{1}{2}aw^2 + bw + c$$

$$w^{(k+1)} = w^{(k)} - \eta \frac{dE(w^{(k)})}{dw}$$

Gradient descent with fixed step size η to estimate *scalar* parameter w



- Gradient descent to find the optimum of a quadratic, starting from $w^{(k)}$
- Assuming fixed step size η
- What is the optimal step size η to get there fastest?

Convergence for quadratic surfaces

$$E = \frac{1}{2}aw^2 + bw + c$$

$$w^{(k+1)} = w^{(k)} - \eta \frac{dE(w^{(k)})}{dw}$$

- Any quadratic objective can be written as

$$E(w) = E(w^{(k)}) + E'(w^{(k)})(w - w^{(k)}) + \frac{1}{2}E''(w^{(k)})(w - w^{(k)})^2$$

– Taylor expansion

- Minimizing w.r.t w , we get (Newton's method)

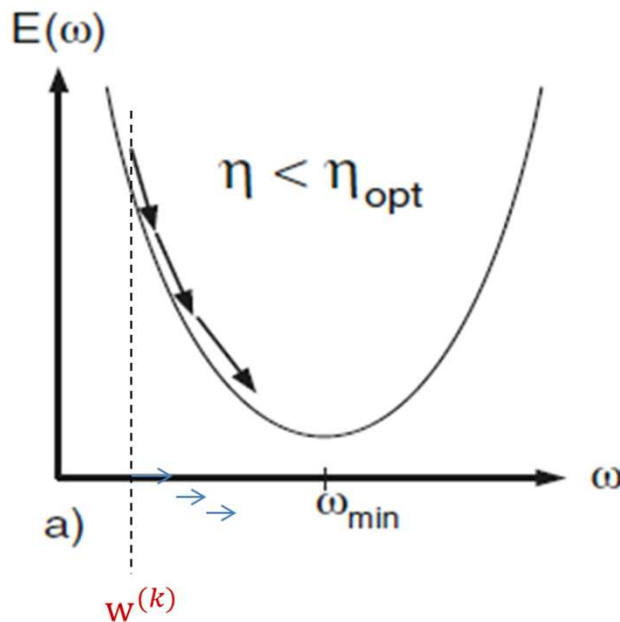
$$w_{min} = w^{(k)} - E''(w^{(k)})^{-1} E'(w^{(k)})$$

- Note:

$$\frac{dE(w^{(k)})}{dw} = E'(w^{(k)})$$

- Comparing to the gradient descent rule, we see that we can arrive at the optimum in a single step using the optimum step size

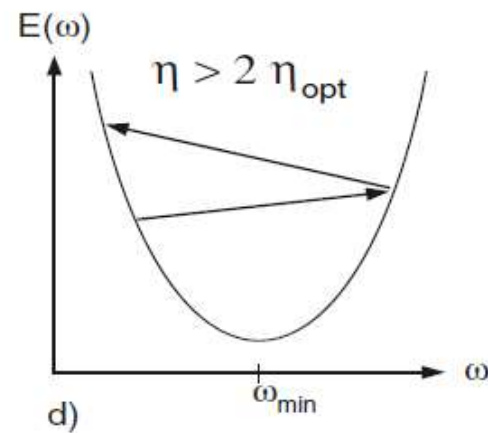
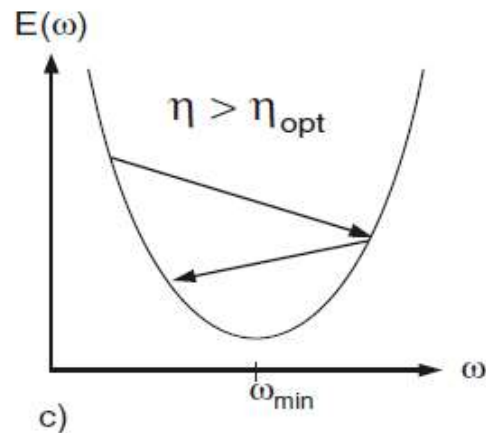
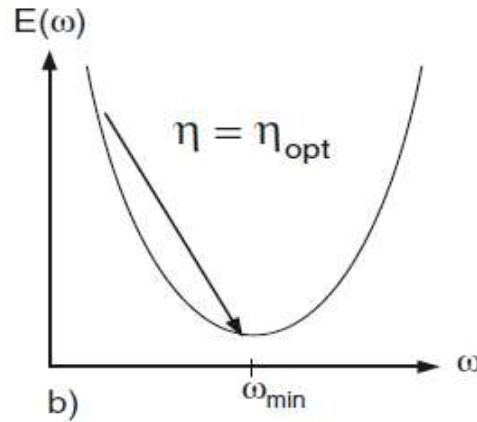
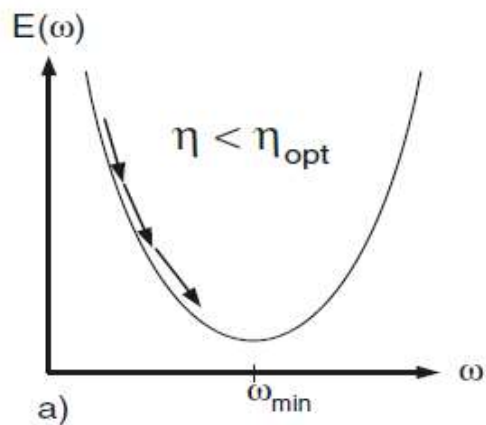
$$\eta_{opt} = E''(w^{(k)})^{-1} = a^{-1}$$



With non-optimal step size

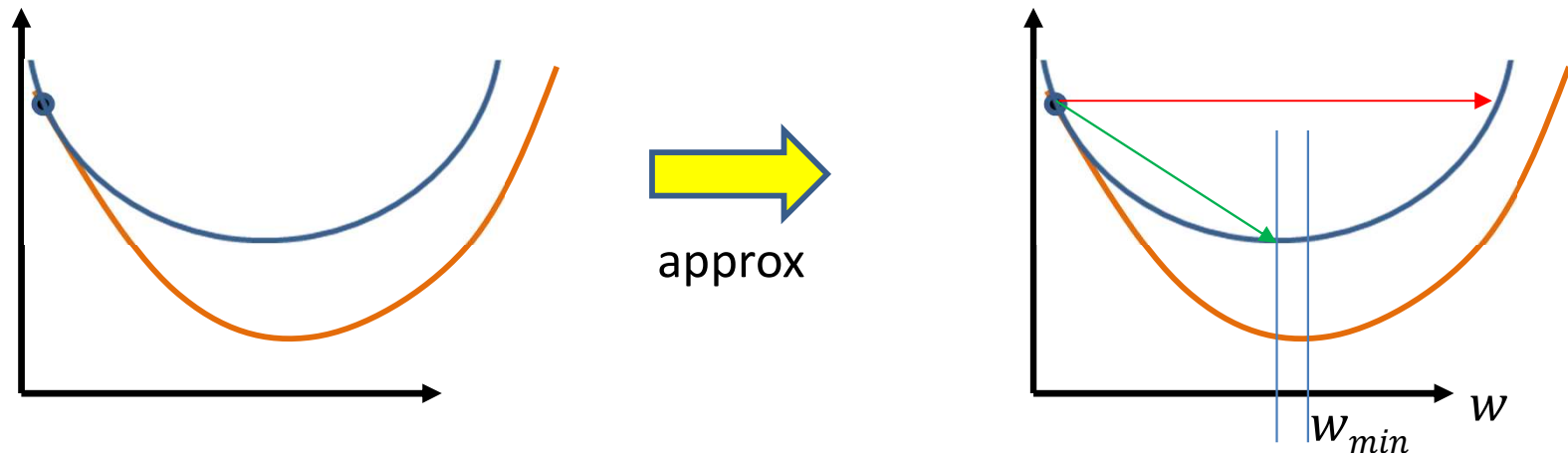
$$w^{(k+1)} = w^{(k)} - \eta \frac{dE(w^{(k)})}{dw}$$

Gradient descent with fixed step size η to estimate scalar parameter w



- For $\eta < \eta_{\text{opt}}$ the algorithm will converge monotonically
- For $2\eta_{\text{opt}} > \eta > \eta_{\text{opt}}$ we have oscillating convergence
- For $\eta > 2\eta_{\text{opt}}$ we get divergence

For generic differentiable convex objectives



- Any differentiable convex objective $E(w)$ can be approximated as

$$E \approx E(w^{(k)}) + (w - w^{(k)}) \frac{dE(w^{(k)})}{dw} + \frac{1}{2} (w - w^{(k)})^2 \frac{d^2E(w^{(k)})}{dw^2} + \dots$$

- Taylor expansion
- Using the same logic as before, we get (Newton's method)

$$\eta_{opt} = \left(\frac{d^2E(w^{(k)})}{dw^2} \right)^{-1}$$

- We can get divergence if $\eta \geq 2\eta_{opt}$

For functions of *multivariate* inputs

$$E = g(\mathbf{w}), \mathbf{w} \text{ is a vector } \mathbf{w} = [w_1, w_2, \dots, w_N]$$

- Consider a simple quadratic convex (paraboloid) function

$$E = \frac{1}{2} \mathbf{w}^T \mathbf{A} \mathbf{w} + \mathbf{w}^T \mathbf{b} + c$$

- Since $E^T = E$ (E is scalar), \mathbf{A} can always be made symmetric
 - For strictly **convex** E , \mathbf{A} is always positive definite, and has positive eigenvalues

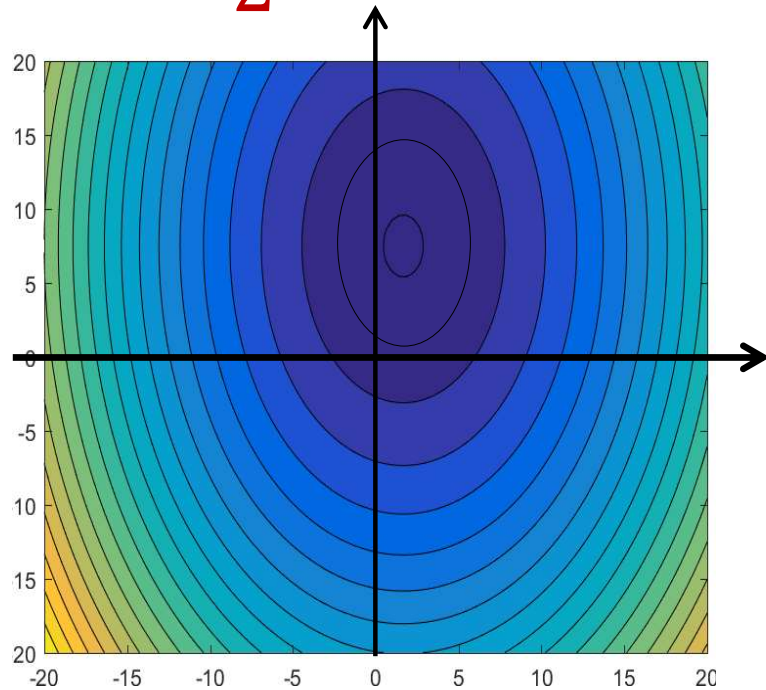
- When \mathbf{A} is diagonal:

$$E = \frac{1}{2} \sum_i (a_{ii} w_i^2 + b_i w_i) + c$$

- The w_i s are *uncoupled*
- For paraboloid (*convex*) E , the a_{ii} values are all positive
- Just a sum of N independent quadratic functions

Multivariate Quadratic with Diagonal A

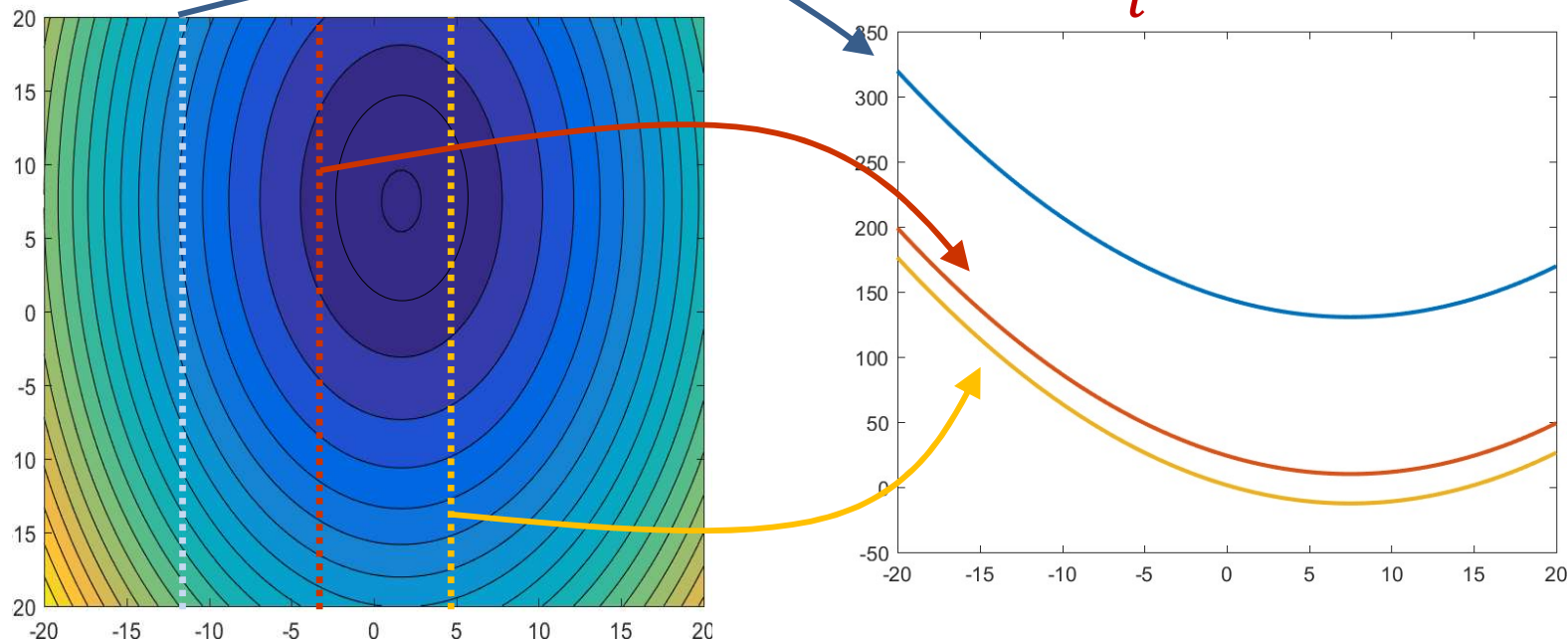
$$E = \frac{1}{2} \mathbf{w}^T \mathbf{A} \mathbf{w} + \mathbf{w}^T \mathbf{b} + c = \frac{1}{2} \sum_i (a_{ii} w_i^2 + b_i w_i) + c$$



- Equal-value contours will ellipses with principal axes parallel to the spatial axes

Multivariate Quadratic with Diagonal A

$$E = \frac{1}{2} \mathbf{w}^T \mathbf{A} \mathbf{w} + \mathbf{w}^T \mathbf{b} + c = \frac{1}{2} \sum_i (a_{ii} w_i^2 + b_i w_i) + c$$

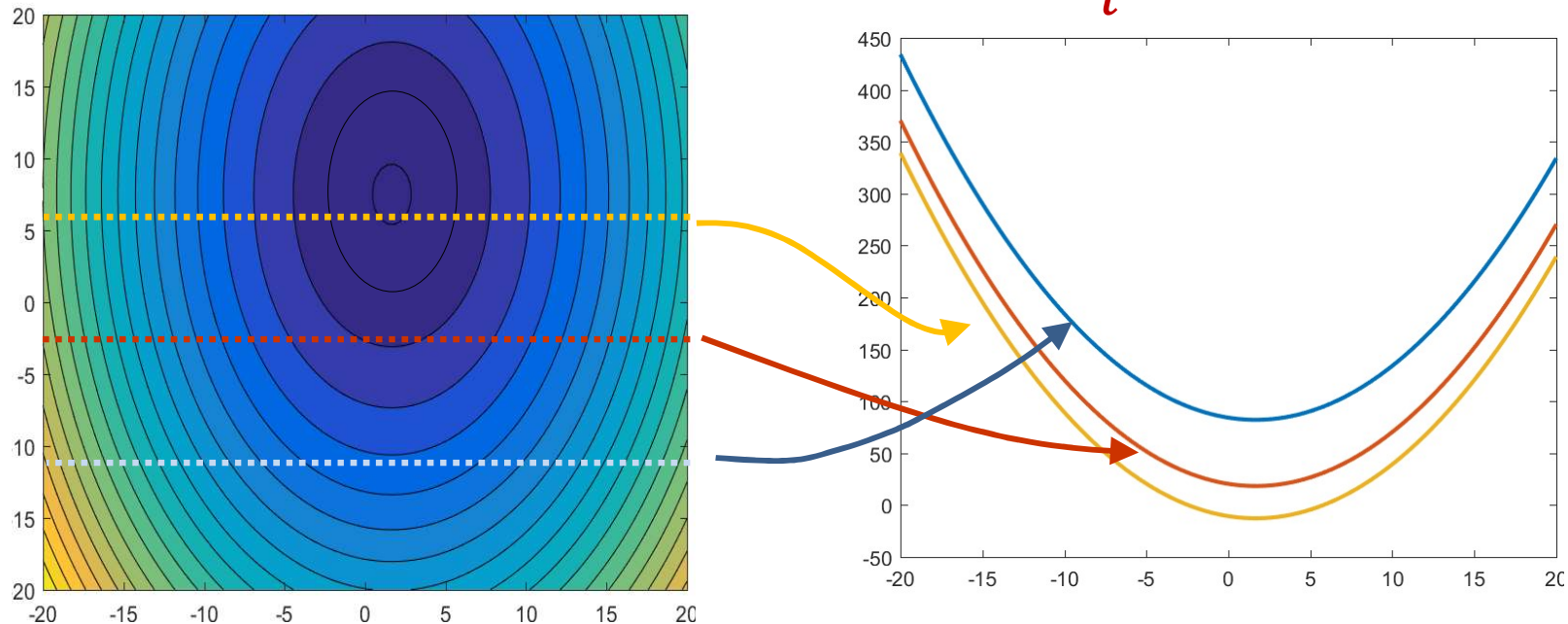


- Equal-value contours will be parallel to the axes
 - All “slices” parallel to an axis are shifted versions of one another

$$E = \frac{1}{2} a_{ii} w_i^2 + b_i w_i + c + C(\neg w_i)$$

Multivariate Quadratic with Diagonal A

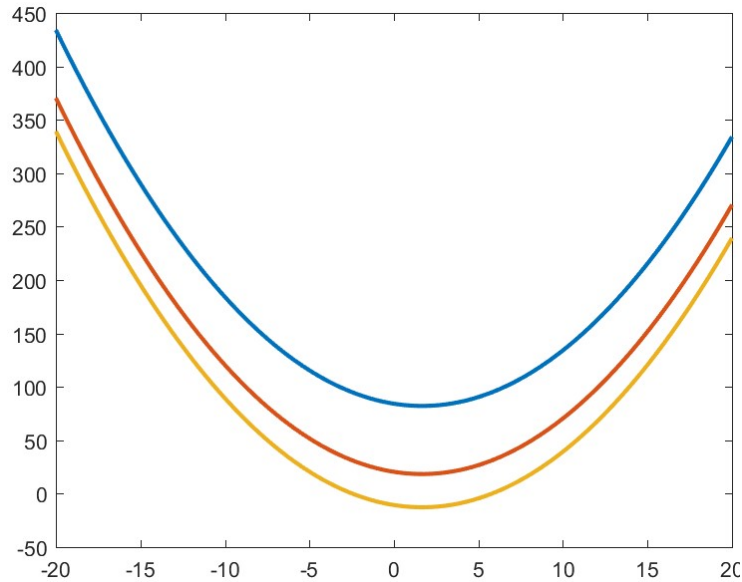
$$E = \frac{1}{2} \mathbf{w}^T \mathbf{A} \mathbf{w} + \mathbf{w}^T \mathbf{b} + c = \frac{1}{2} \sum_i (a_{ii} w_i^2 + b_i w_i) + c$$



- Equal-value contours will be parallel to the axis
 - All “slices” parallel to an axis are shifted versions of one another

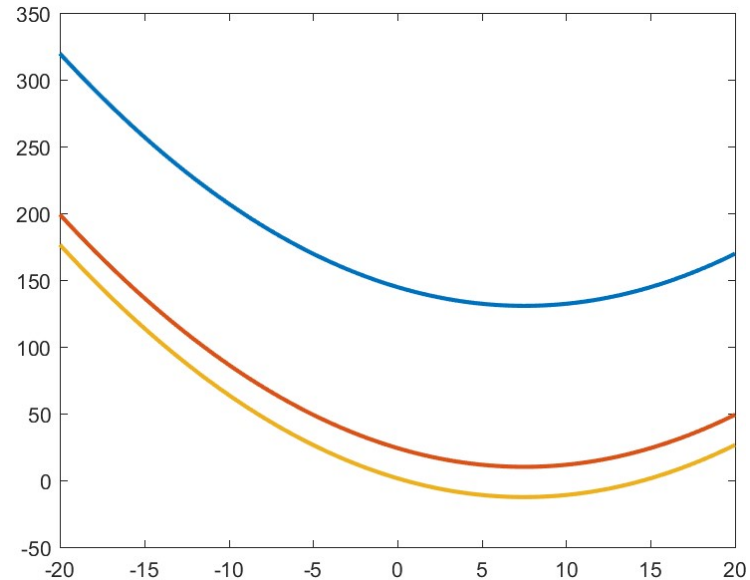
$$E = \frac{1}{2} a_{ii} w_i^2 + b_i w_i + c + C(\neg w_i)$$

“Descents” are uncoupled



$$E = \frac{1}{2} a_{11} w_1^2 + b_1 w_1 + c + C(-w_1)$$

$$\eta_{1,opt} = a_{11}^{-1}$$

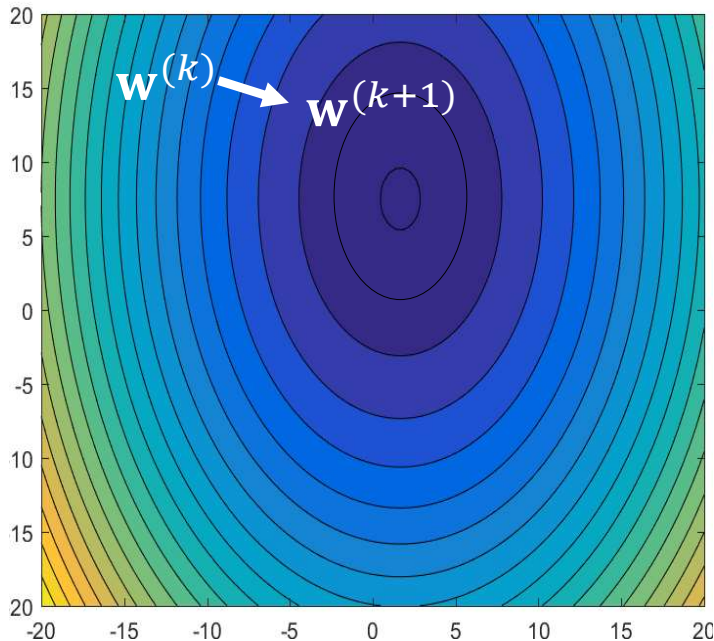


$$E = \frac{1}{2} a_{22} w_2^2 + b_2 w_2 + c + C(-w_2)$$

$$\eta_{2,opt} = a_{22}^{-1}$$

- The optimum of each coordinate is not affected by the other coordinates
 - I.e. we could optimize each coordinate independently
- **Note: Optimal learning rate is different for the different coordinates**

Vector update rule



$$\mathbf{w}^{(k+1)} \leftarrow \mathbf{w}^{(k)} - \eta \nabla_{\mathbf{w}} E^T$$

$$w_i^{(k+1)} = w_i^{(k)} - \eta \frac{\partial E(w_i^{(k)})}{\partial w}$$

- Conventional vector update rules for gradient descent:
 - update entire vector against direction of gradient
 - Note : Gradient is perpendicular to equal value contour
 - The same learning rate is applied to all components

Problem with vector update rule

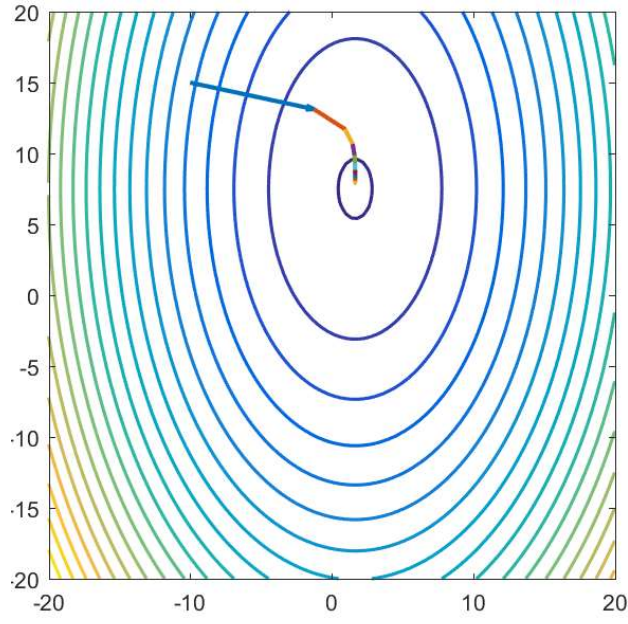
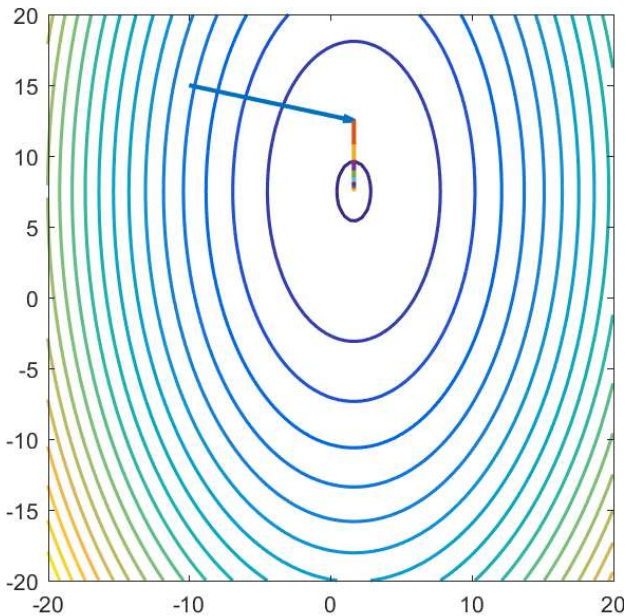
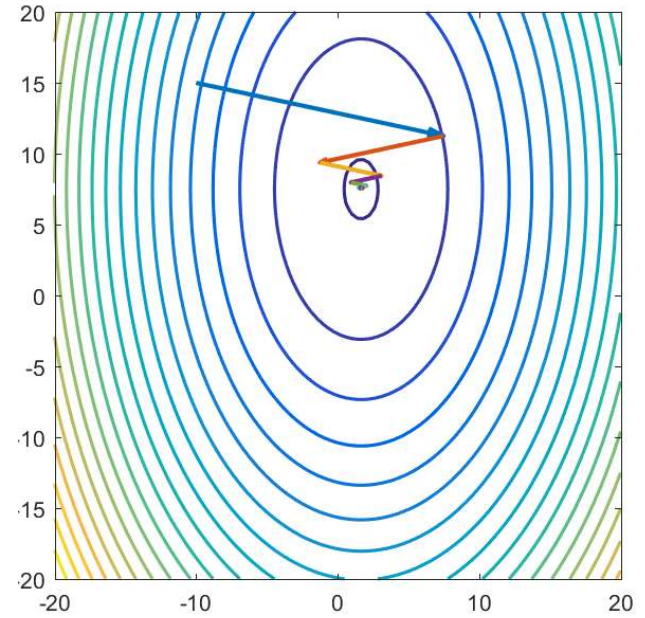
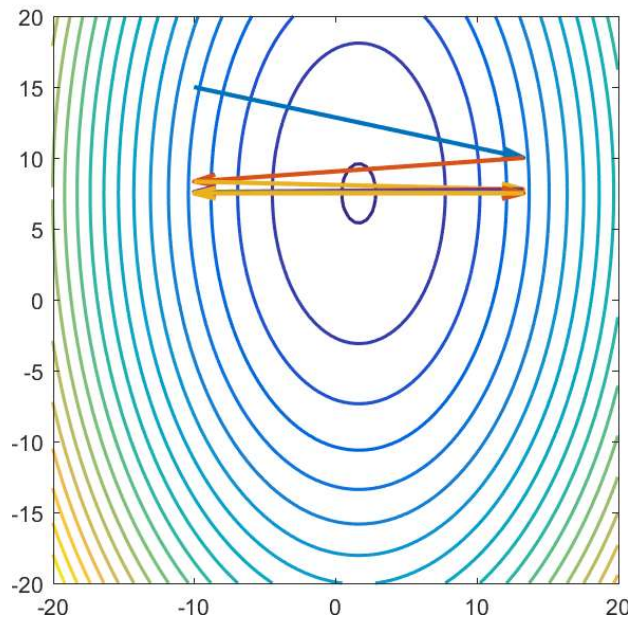
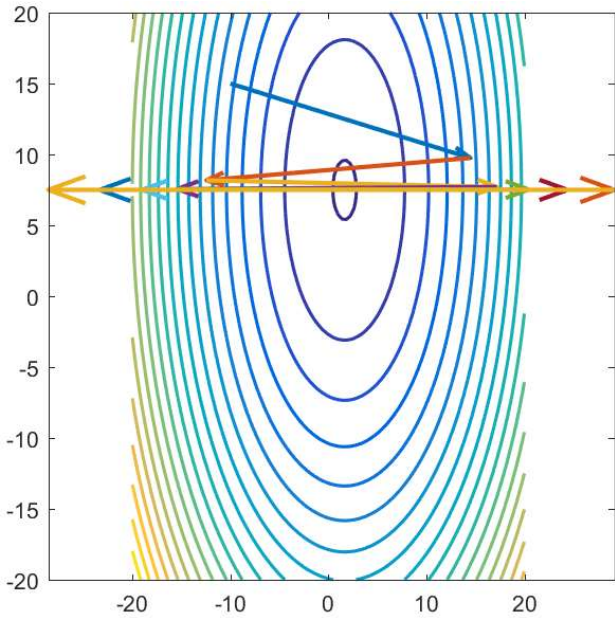
$$\mathbf{w}^{(k+1)} \leftarrow \mathbf{w}^{(k)} - \eta \nabla_{\mathbf{w}} E^T$$

$$w_i^{(k+1)} = w_i^{(k)} - \eta \frac{\partial E(w_i^{(k)})}{\partial w}$$

$$\eta_{i,opt} = \left(\frac{\partial^2 E(w_i^{(k)})}{\partial w_i^2} \right)^{-1} = a_{ii}^{-1}$$

- This optimal step size can be different for different directions
 - The optimal step size in one direction can even cause divergence in another

Dependence on learning rate



- $\eta_{1,opt} = 1; \eta_{2,opt} = 0.33$
- $\eta = 2.1\eta_{2,opt}$
- $\eta = 2\eta_{2,opt}$
- $\eta = 1.5\eta_{2,opt}$
- $\eta = \eta_{2,opt}$
- $\eta = 0.75\eta_{2,opt}$

Problem with vector update rule

$$\mathbf{w}^{(k+1)} \leftarrow \mathbf{w}^{(k)} - \eta \nabla_{\mathbf{w}} E^T$$

$$w_i^{(k+1)} = w_i^{(k)} - \eta \frac{\partial E(w_i^{(k)})}{\partial w}$$

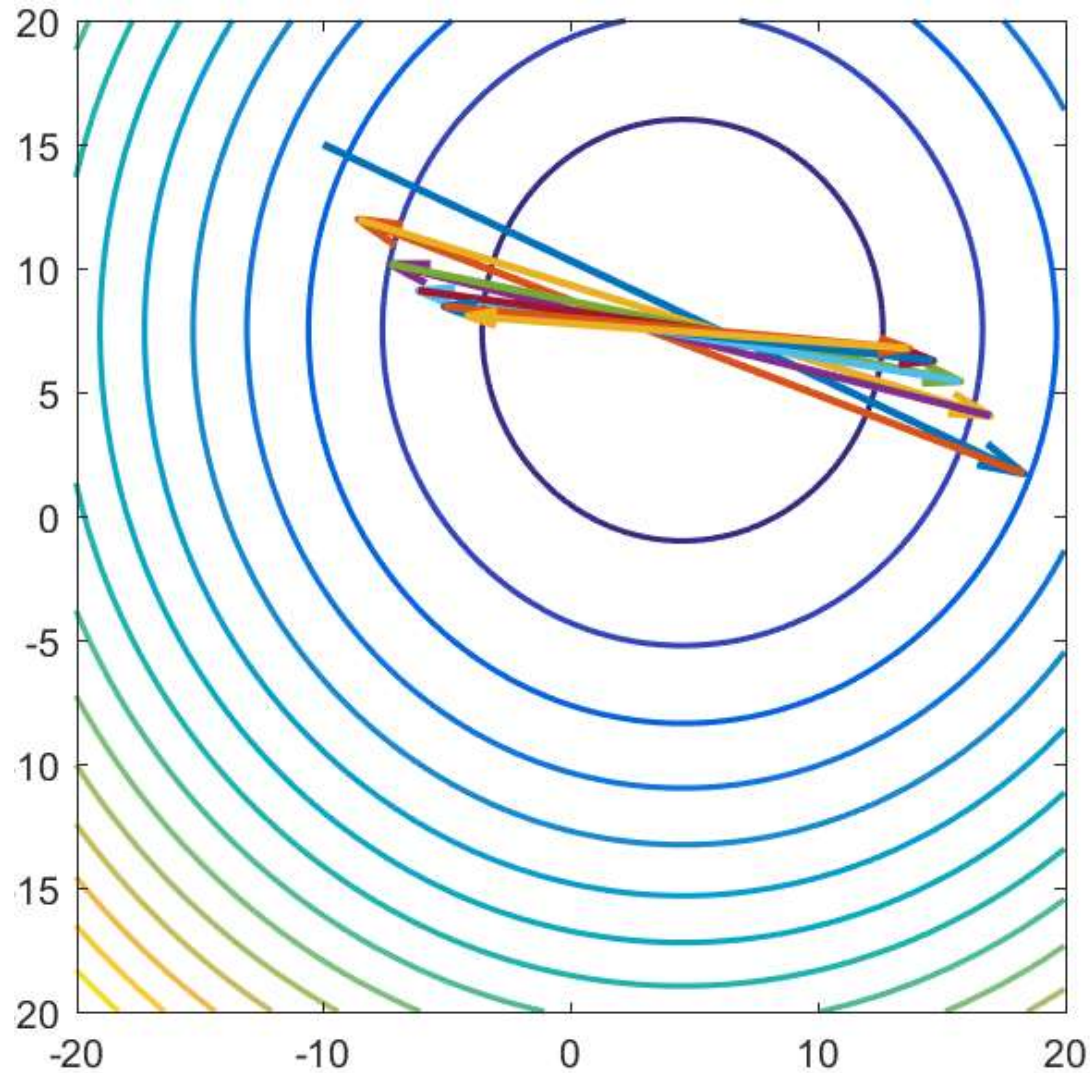
$$\eta_{i,opt} = \left(\frac{\partial^2 E(w_i^{(k)})}{\partial w_i^2} \right)^{-1} = a_{ii}^{-1}$$

- The learning rate must be lower than twice the *smallest* optimal learning rate for any component

$$\eta < 2 \min_i \eta_{i,opt}$$

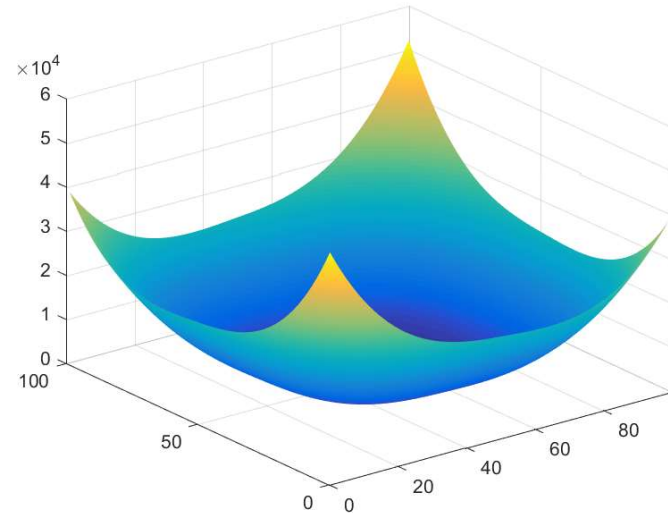
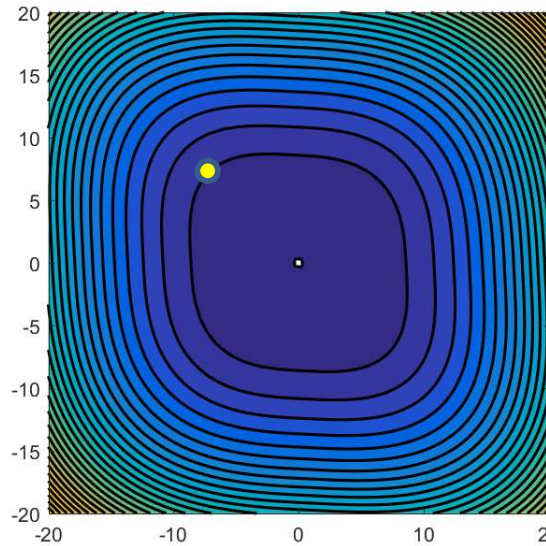
- Otherwise the learning will diverge
- This, however, makes the learning very slow
 - And will oscillate in all directions where $\eta_{i,opt} \leq \eta < 2\eta_{i,opt}$

Dependence on learning rate



- $\eta_{1,opt} = 1$; $\eta_{2,opt} = 0.91$; $\eta = 1.9 \eta_{2,opt}$

Generic differentiable *multivariate* convex functions



- For generic convex multivariate functions (not necessarily quadratic), we can employ quadratic Taylor series expansions and much of the analysis still applies
- Taylor expansion

$$E(\mathbf{w}) \approx E(\mathbf{w}^{(k)}) + \nabla_{\mathbf{w}} E(\mathbf{w}^{(k)}) (\mathbf{w} - \mathbf{w}^{(k)}) + \frac{1}{2} (\mathbf{w} - \mathbf{w}^{(k)})^T H_E(\mathbf{w}^{(k)}) (\mathbf{w} - \mathbf{w}^{(k)})$$

- The optimal step size is inversely proportional to the Eigen values of the Hessian
 - The second derivative along the orthogonal coordinates
 - For the smoothest convergence, these must all be equal

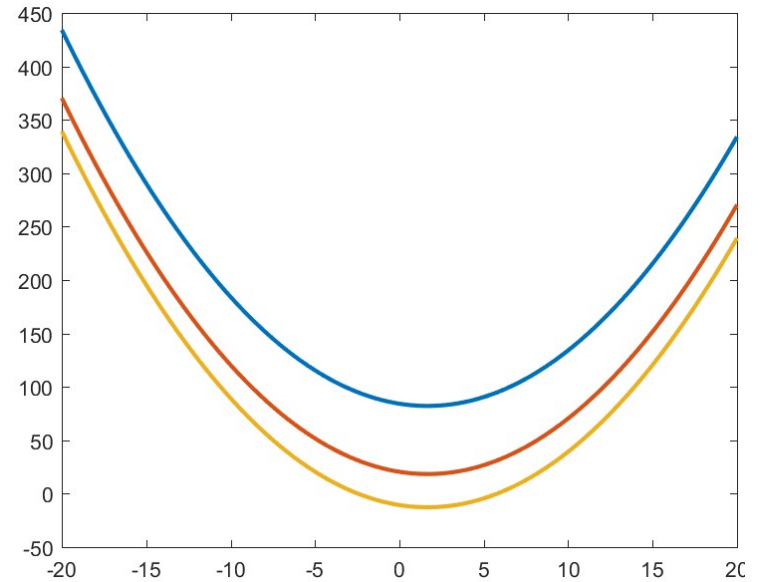
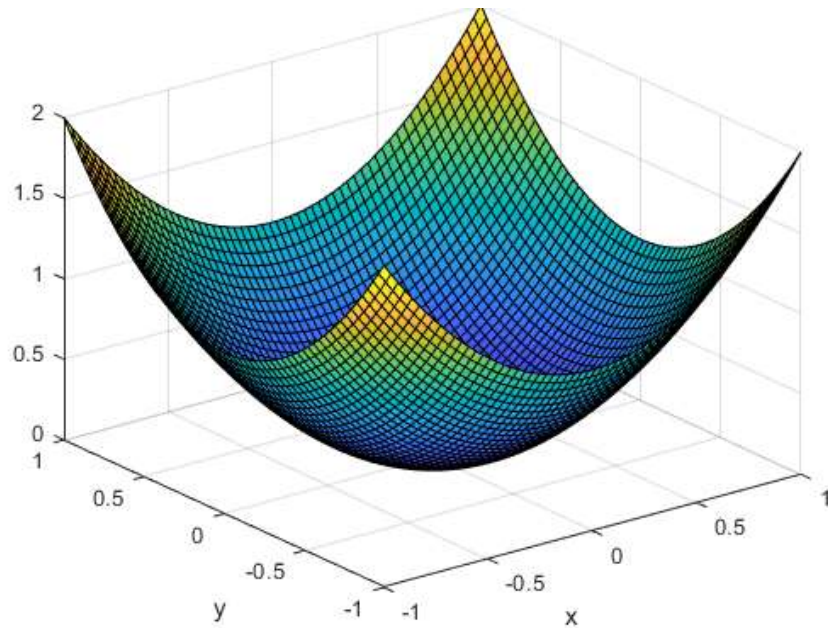
Convergence

- Convergence behaviors become increasingly unpredictable as dimensions increase
- For the fastest convergence, ideally, the learning rate η must be close to both, the largest $\eta_{i,opt}$ and the smallest $\eta_{i,opt}$
 - To ensure convergence in every direction
 - Generally infeasible
- Convergence is particularly slow if $\frac{\max_i \eta_{i,opt}}{\min_i \eta_{i,opt}}$ is large
 - The “condition” number
 - Must be close to 1.0 for fast convergence
- Following (hidden) slides discuss solutions that “normalize the space by stretching different directions differently to standardize optimal step size”
 - A big topic for optimization
 - Unfortunately, infeasible for neural networks

Comments on the quadratic

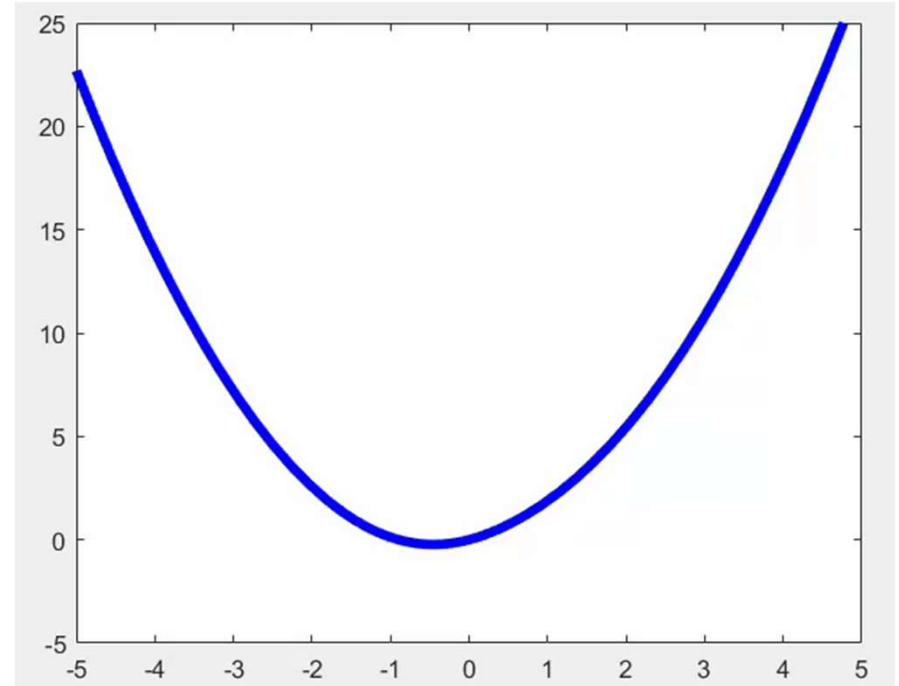
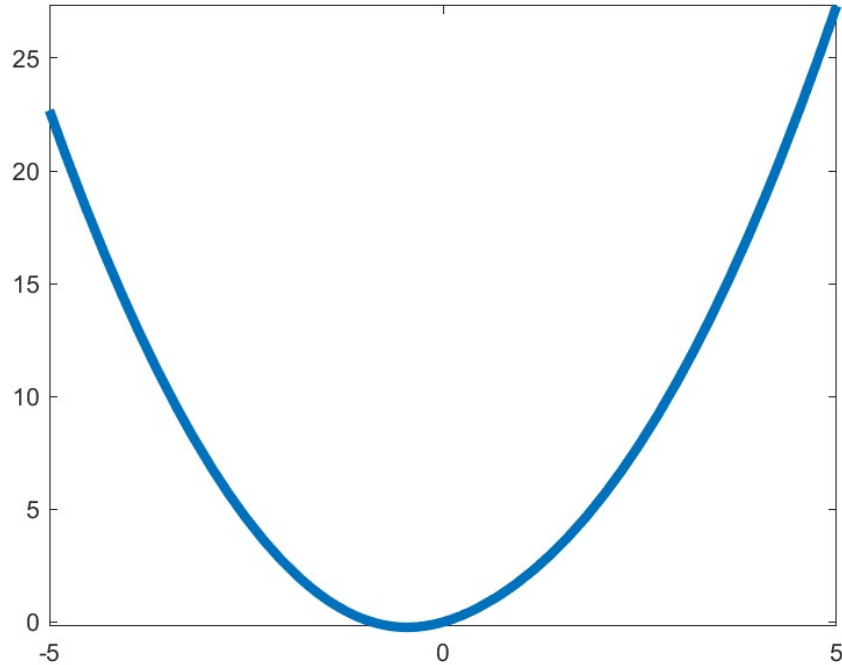
- Why are we talking about quadratics?
 - Quadratic functions form some kind of benchmark
 - Convergence of gradient descent is linear
 - Meaning it converges to solution exponentially fast
- The convergence for other kinds of functions can be viewed against this benchmark
- Actual losses will not be quadratic, but may locally have other structure
 - Local between current location and nearest local minimum
- Some examples in the following slides..
 - Strong convexity
 - Lipschitz continuity
 - Lipschitz smoothness
 - ..and how they affect convergence of gradient descent

Quadratic convexity



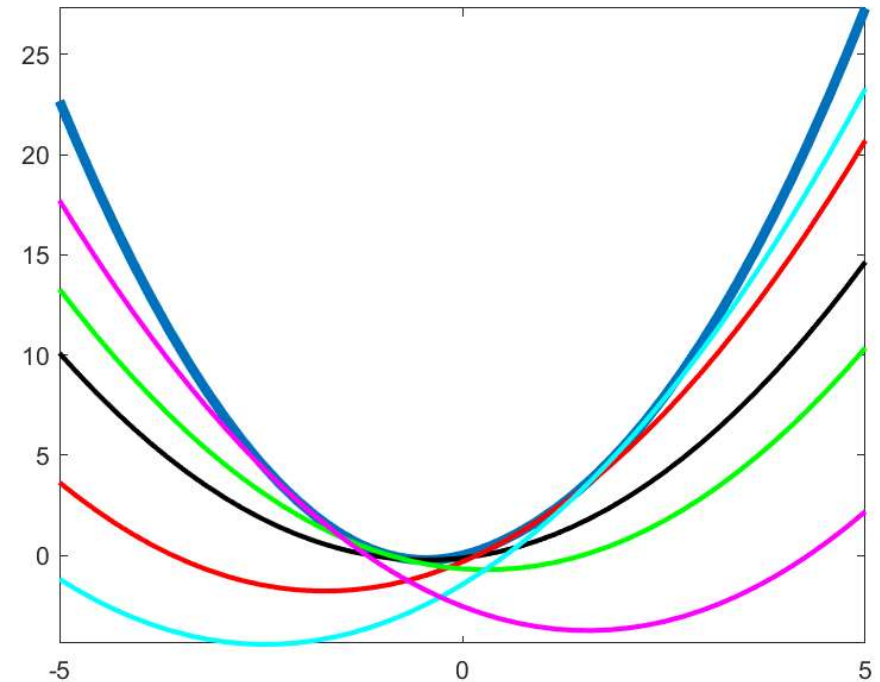
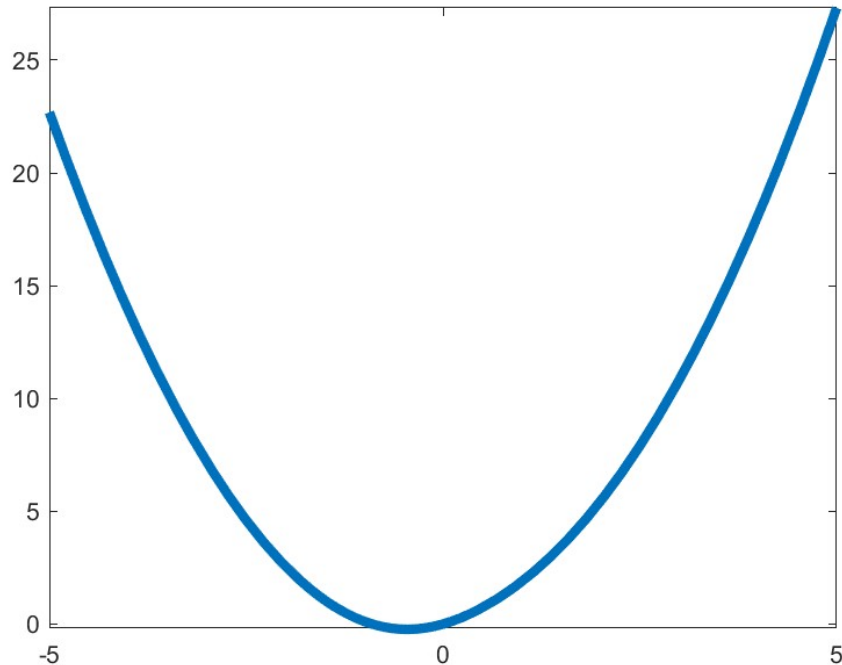
- A quadratic function has the form $\frac{1}{2} \mathbf{w}^T \mathbf{A} \mathbf{w} + \mathbf{w}^T \mathbf{b} + c$
 - Every “slice” is a quadratic bowl
- In some sense, the “standard” for gradient-descent based optimization
 - Others convex functions will be steeper in some regions, but flatter in others
- Gradient descent solution will have linear convergence
 - Take $O(\log 1/\varepsilon)$ steps to get within ε of the optimal solution

Strong convexity



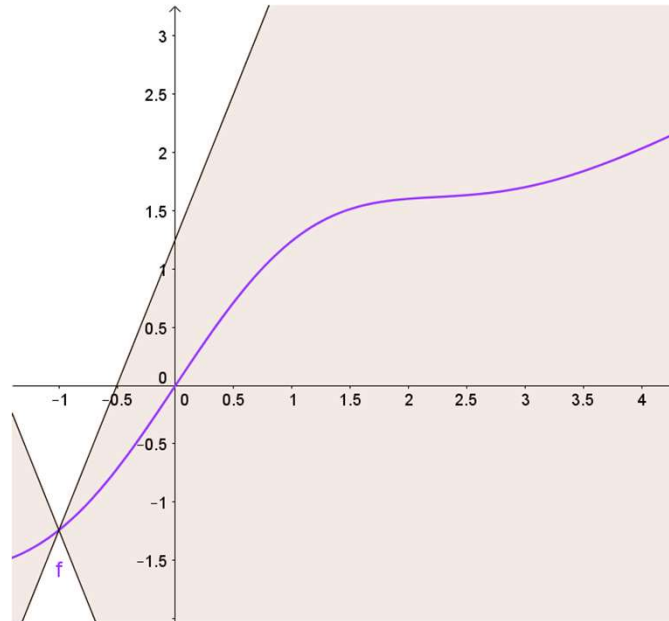
- A strongly convex function is *at least* quadratic in its convexity
 - Has a lower bound to its second derivative
- The function sits within a quadratic bowl
 - At any location, you can draw a quadratic bowl of fixed convexity (quadratic constant equal to lower bound of 2nd derivative) touching the function at that point, which contains it
- Convergence of gradient descent algorithms at least as good as that of the enclosing quadratic

Strong convexity



- A strongly convex function is *at least* quadratic in its convexity
 - Has a lower bound to its second derivative
- The function sits within a quadratic bowl
 - At any location, you can draw a quadratic bowl of fixed convexity (quadratic constant equal to lower bound of 2nd derivative) touching the function at that point, which contains it
- Convergence of gradient descent algorithms at least as good as that of the enclosing quadratic

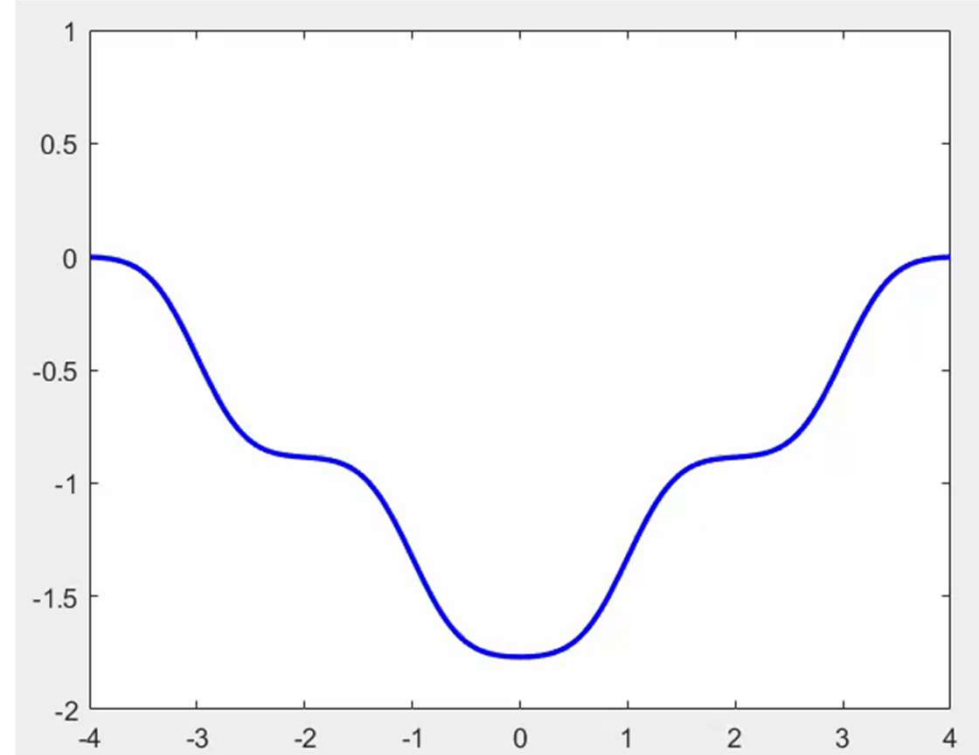
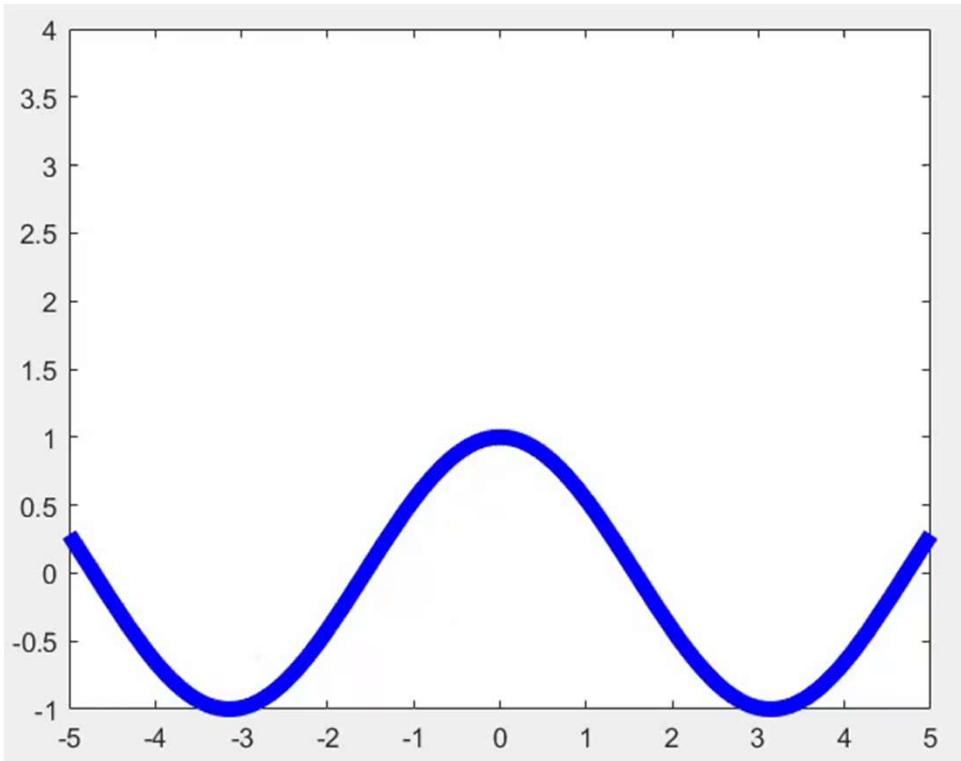
Types of continuity



From wikipedia

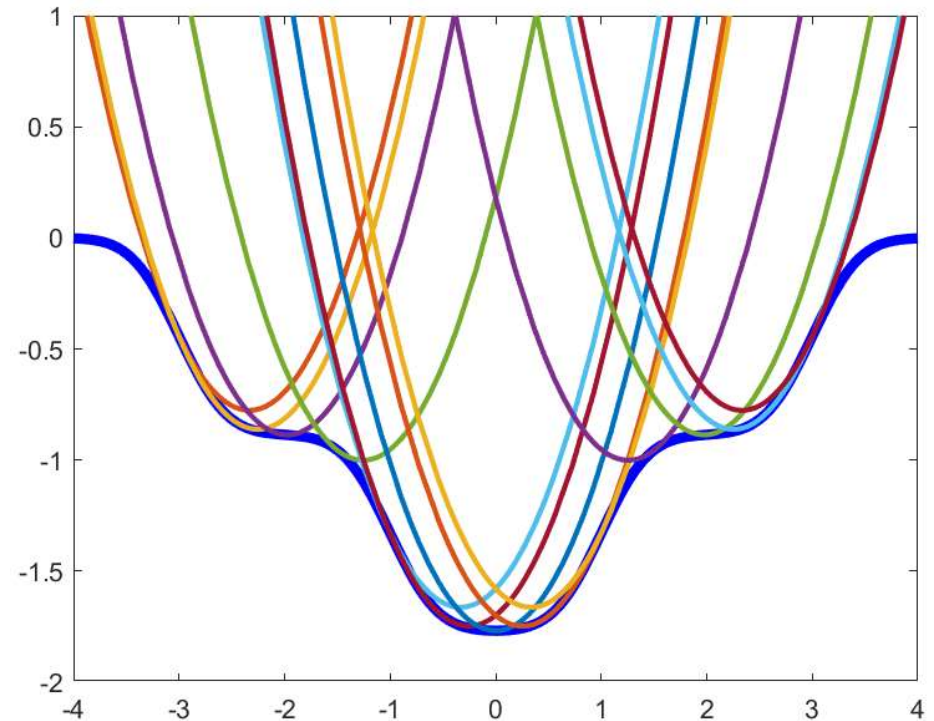
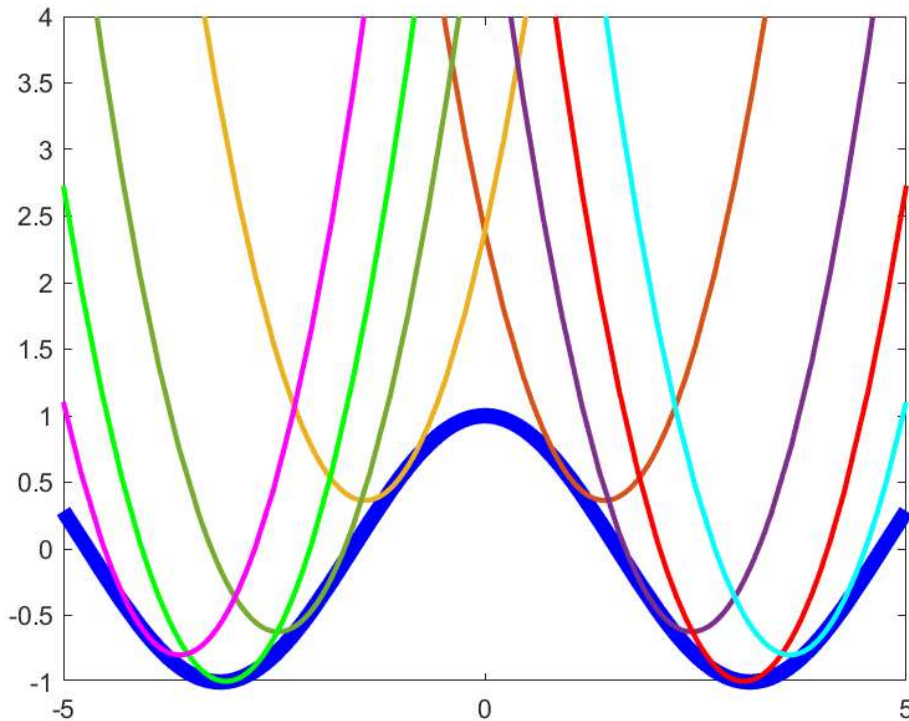
- Most functions are not strongly convex (if they are convex)
- Instead we will talk in terms of Lipschitz smoothness
- But first : a definition
- **Lipschitz continuous**: The function always lies outside a cone
 - The slope of the outer surface is the Lipschitz constant
 - $|f(x) - f(y)| \leq L|x - y|$

Lipschitz *smoothness*



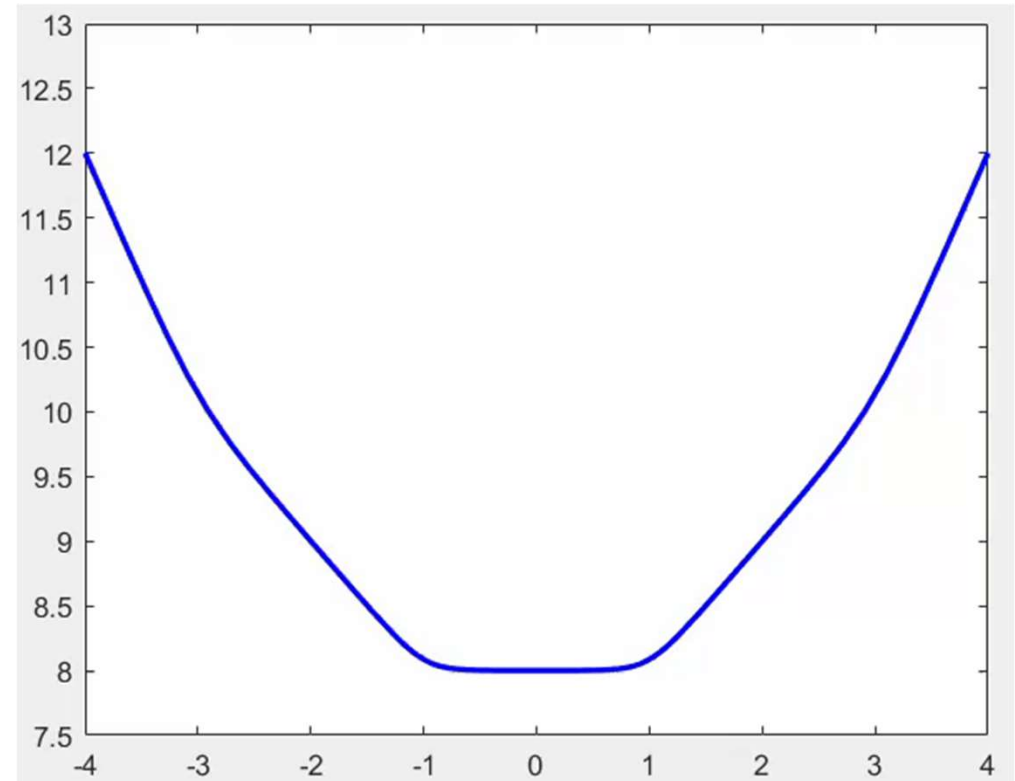
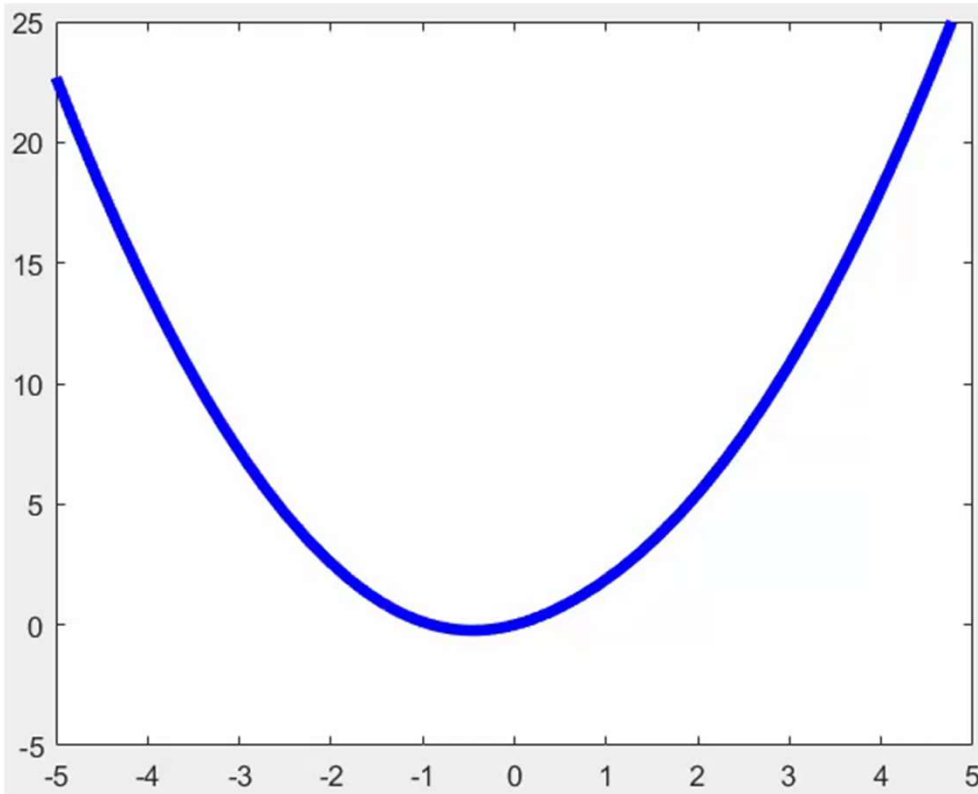
- Lipschitz smooth: The function's *derivative* is Lipschitz continuous
 - Need not be convex (or even differentiable)
 - Has an *upper bound* on second derivative (if it exists)
- Can always place a quadratic bowl of a fixed curvature within the function
 - Minimum curvature of quadratic must be \geq upper bound of second derivative of function (if it exists)

Lipschitz *smoothness*



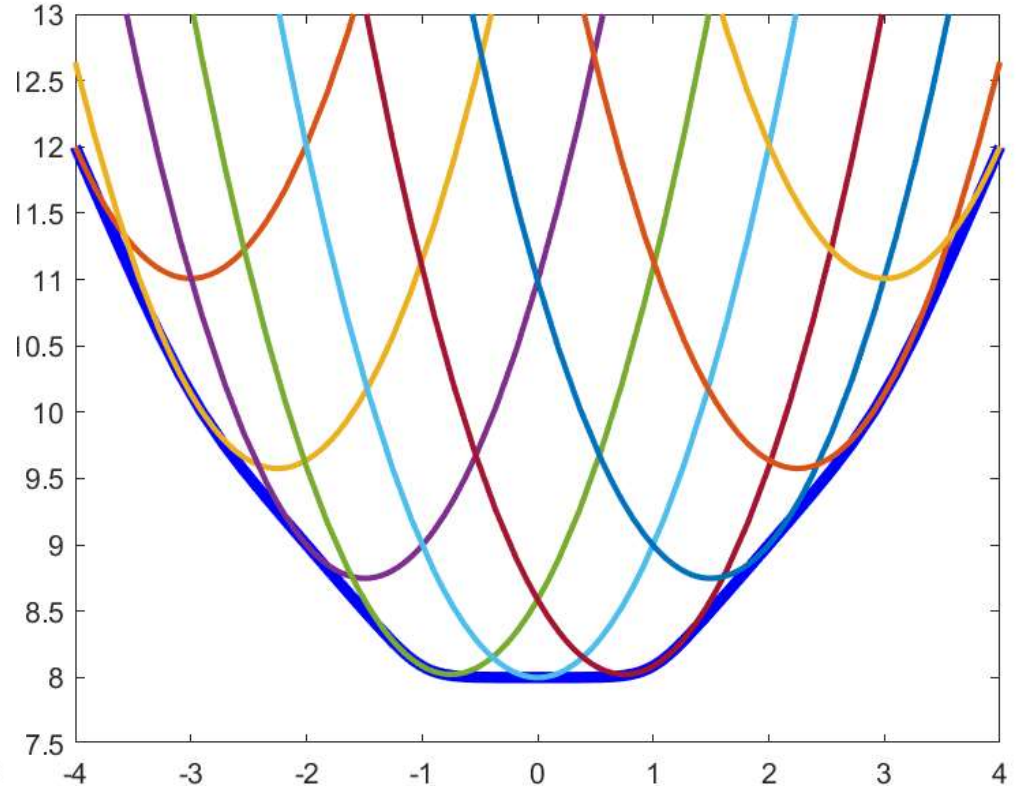
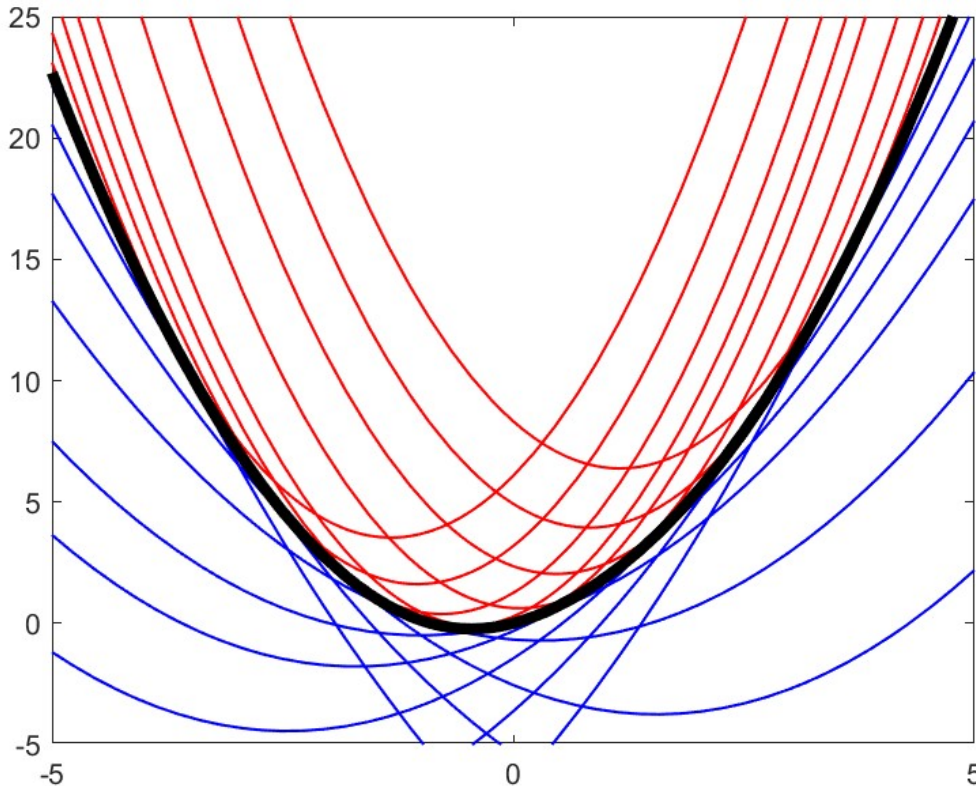
- Lipschitz smooth: The function's *derivative* is Lipschitz continuous
 - Need not be convex (or even differentiable)
 - Has an *upper bound* on second derivative (if it exists)
- Can always place a quadratic bowl of a fixed curvature within the function
 - Minimum curvature of quadratic must be \geq upper bound of second derivative of function (if it exists)

Types of smoothness



- A function can be both strongly convex and Lipschitz smooth
 - Second derivative has upper *and* lower bounds
 - Convergence depends on curvature of strong convexity (at least linear)
- A function can be convex and Lipschitz smooth, but not strongly convex
 - Convex, but upper bound on second derivative
 - Weaker convergence guarantees, if any (at best linear)
 - This is often a reasonable assumption for the local structure of your loss function

Types of smoothness



- A function can be both strongly convex and Lipschitz smooth
 - Second derivative has upper *and* lower bounds
 - Convergence depends on curvature of strong convexity (at least linear)
- A function can be convex and Lipschitz smooth, but not strongly convex
 - Convex, but upper bound on second derivative
 - Weaker convergence guarantees, if any (at best linear)
 - This is often a reasonable assumption for the local structure of your loss function

Convergence Problems

- For quadratic (strongly) convex functions, gradient descent is exponentially fast
 - Linear convergence
 - Assuming learning rate is non-divergent

- For generic (Lipschitz Smooth) convex functions however, it is very slow

$$|f(w^{(k)}) - f(w^*)| \propto \frac{1}{k} |f(w^{(0)}) - f(w^*)|$$

- And inversely proportional to learning rate

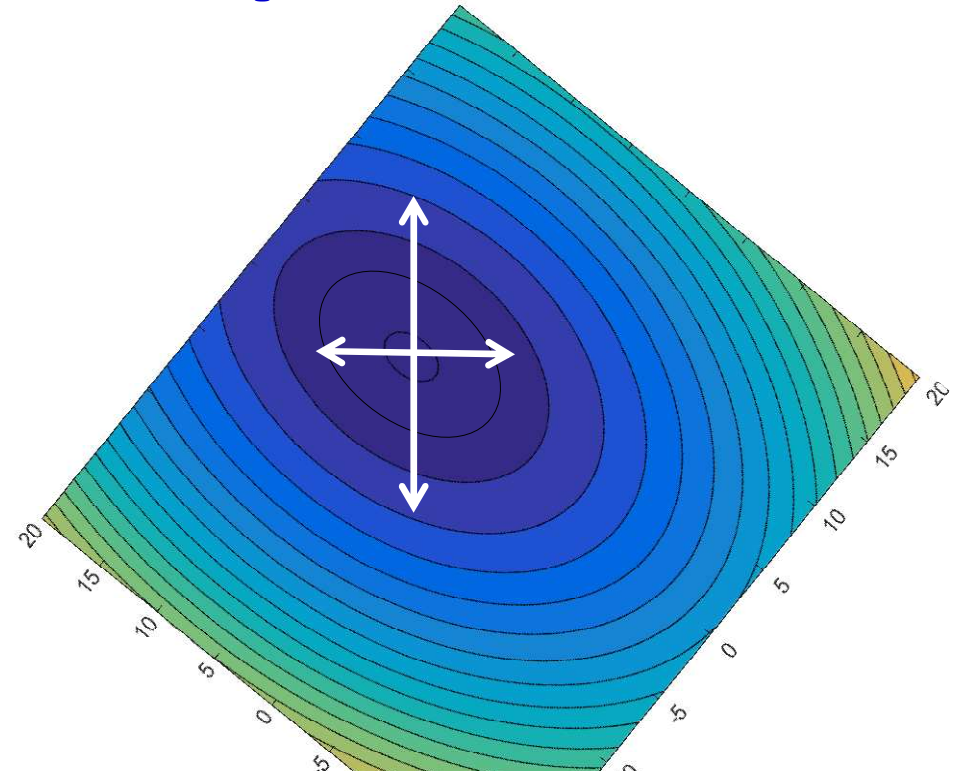
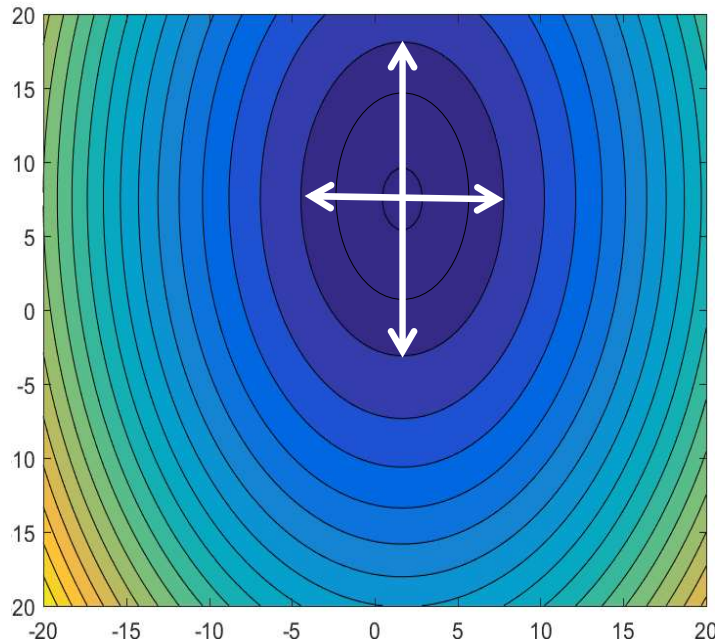
$$|f(w^{(k)}) - f(w^*)| \leq \frac{1}{2\eta k} |w^{(0)} - w^*|$$

- Takes $O(1/\epsilon)$ iterations to get to within ϵ of the solution
- An inappropriate learning rate will destroy your happiness
- Second order methods will *locally* convert the loss function to quadratic
 - Convergence behavior will still depend on the nature of the original function
- ***Continuing with the quadratic-based explanation...***

Convergence

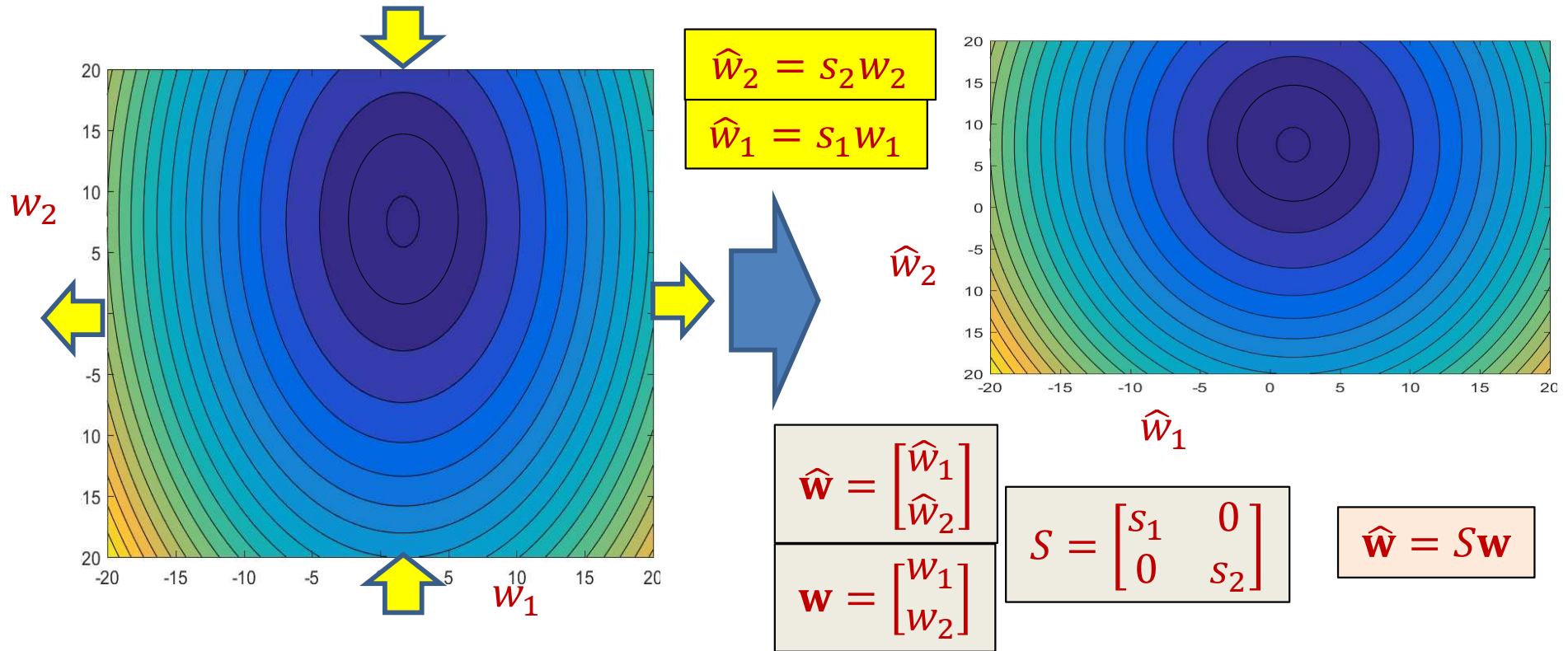
- Convergence behaviors become increasingly unpredictable as dimensions increase
- For the fastest convergence, ideally, the learning rate η must be close to both, the largest $\eta_{i,opt}$ and the smallest $\eta_{i,opt}$
 - To ensure convergence in every direction
 - Generally infeasible
- Convergence is particularly slow if $\frac{\max_i \eta_{i,opt}}{\min_i \eta_{i,opt}}$ is large
 - The “condition” number is small

One reason for the problem



- The objective function has different eccentricities in different directions
 - Resulting in different optimal learning rates for different directions
 - The problem is more difficult when the ellipsoid is not axis aligned: the steps along the two directions are coupled! Moving in one direction changes the gradient along the other
- Solution: *Normalize* the objective to have identical eccentricity in all directions
 - Then all of them will have identical optimal learning rates
 - Easier to find a working learning rate

Solution: Scale the axes



- Scale (and rotate) the axes, such that all of them have identical (identity) “spread”
 - Equal-value contours are circular
 - Movement along the coordinate axes become independent
- **Note:** equation of a quadratic surface with circular equal-value contours can be written as

$$E = \frac{1}{2} \hat{\mathbf{w}}^T \hat{\mathbf{w}} + \hat{\mathbf{b}}^T \hat{\mathbf{w}} + c$$

Scaling the axes

- Original equation:

$$E = \frac{1}{2} \mathbf{w}^T \mathbf{A} \mathbf{w} + \mathbf{b}^T \mathbf{w} + c$$

- We want to find a (diagonal) scaling matrix S such that

$$S = \begin{bmatrix} s_1 & \cdots & 0 \\ \vdots & \ddots & \vdots \\ 0 & \cdots & s_N \end{bmatrix}, \quad \hat{\mathbf{w}} = S \mathbf{w}$$

- And

$$E = \frac{1}{2} \hat{\mathbf{w}}^T \hat{\mathbf{w}} + \hat{\mathbf{b}}^T \hat{\mathbf{w}} + c$$

Scaling the axes

- Original equation:

$$E = \frac{1}{2} \mathbf{w}^T \mathbf{A} \mathbf{w} + \mathbf{b}^T \mathbf{w} + c$$

- We want to find a (diagonal) scaling matrix S such that

$$S = \begin{bmatrix} s_1 & \cdots & 0 \\ \vdots & \ddots & \vdots \\ 0 & \cdots & s_N \end{bmatrix}, \quad \hat{\mathbf{w}} = S \mathbf{w}$$

- And

$$E = \frac{1}{2} \hat{\mathbf{w}}^T \hat{\mathbf{w}} + \hat{\mathbf{b}}^T \hat{\mathbf{w}} + c$$

By inspection:

$$S = \mathbf{A}^{0.5}$$

Scaling the axes

- We have

$$E = \frac{1}{2} \mathbf{w}^T \mathbf{A} \mathbf{w} + \mathbf{b}^T \mathbf{w} + c$$

$$\hat{\mathbf{w}} = \mathbf{S} \mathbf{w}$$

$$E = \frac{1}{2} \hat{\mathbf{w}}^T \hat{\mathbf{w}} + \hat{\mathbf{b}}^T \hat{\mathbf{w}} + c$$

$$= \frac{1}{2} \mathbf{w}^T \mathbf{S}^T \mathbf{S} \mathbf{w} + \hat{\mathbf{b}}^T \mathbf{S} \mathbf{w} + c$$

- Equating linear and quadratic coefficients, we get

$$\mathbf{S}^T \mathbf{S} = \mathbf{A}, \quad \hat{\mathbf{b}}^T \mathbf{S} = \mathbf{b}^T$$

- Solving: $\mathbf{S} = \mathbf{A}^{0.5}, \quad \hat{\mathbf{b}} = \mathbf{A}^{-0.5} \mathbf{b}$

Scaling the axes

- We have

$$E = \frac{1}{2} \mathbf{w}^T \mathbf{A} \mathbf{w} + \mathbf{b}^T \mathbf{w} + c$$

$$\hat{\mathbf{w}} = \mathbf{S} \mathbf{w}$$

$$E = \frac{1}{2} \hat{\mathbf{w}}^T \hat{\mathbf{w}} + \hat{\mathbf{b}}^T \hat{\mathbf{w}} + c$$

- Solving for \mathbf{S} we get

$$\hat{\mathbf{w}} = \mathbf{A}^{0.5} \mathbf{w}, \quad \hat{\mathbf{b}} = \mathbf{A}^{-0.5} \mathbf{b}$$

Scaling the axes

- We have

$$E = \frac{1}{2} \mathbf{w}^T \mathbf{A} \mathbf{w} + \mathbf{b}^T \mathbf{w} + c$$

$$\hat{\mathbf{w}} = \mathbf{S} \mathbf{w}$$

$$E = \frac{1}{2} \hat{\mathbf{w}}^T \hat{\mathbf{w}} + \hat{\mathbf{b}}^T \hat{\mathbf{w}} + c$$

- Solving for \mathbf{S} we get

$$\hat{\mathbf{w}} = \mathbf{A}^{0.5} \mathbf{w}, \quad \hat{\mathbf{b}} = \mathbf{A}^{-0.5} \mathbf{b}$$

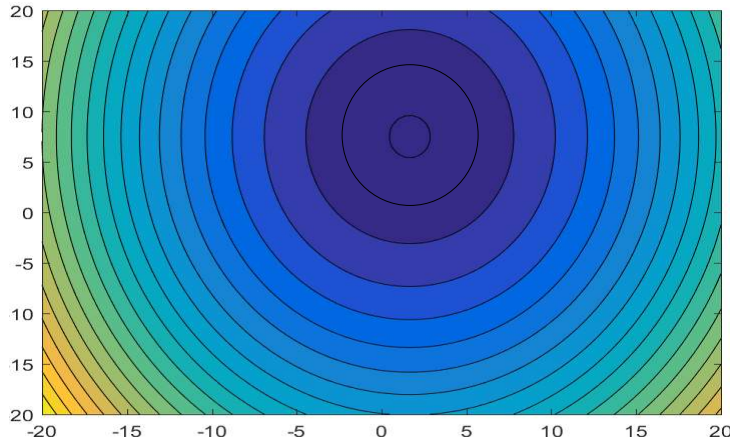
The Inverse Square Root of A

- For *any* positive definite \mathbf{A} , we can write

$$\mathbf{A} = \mathbf{E}\mathbf{\Lambda}\mathbf{E}^T$$

- Eigen decomposition
 - \mathbf{E} is an orthogonal matrix
 - $\mathbf{\Lambda}$ is a diagonal matrix of non-zero diagonal entries
-
- Defining $\mathbf{A}^{0.5} = \mathbf{E}\mathbf{\Lambda}^{0.5}\mathbf{E}^T$
 - Check $(\mathbf{A}^{0.5})^T \mathbf{A}^{0.5} = \mathbf{E}\mathbf{\Lambda}\mathbf{E}^T = \mathbf{A}$
-
- Defining $\mathbf{A}^{-0.5} = \mathbf{E}\mathbf{\Lambda}^{-0.5}\mathbf{E}^T$
 - Check: $(\mathbf{A}^{-0.5})^T \mathbf{A}^{-0.5} = \mathbf{E}\mathbf{\Lambda}^{-1}\mathbf{E}^T = \mathbf{A}^{-1}$

Returning to our problem

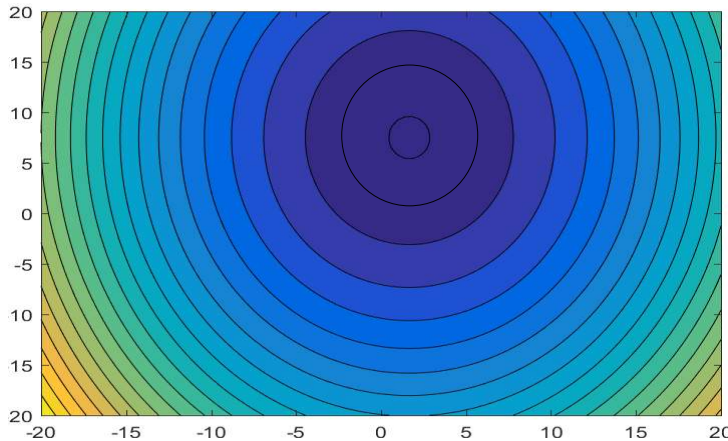


$$E = \frac{1}{2} \hat{\mathbf{w}}^T \hat{\mathbf{w}} + \hat{\mathbf{b}}^T \hat{\mathbf{w}} + c$$

- Computing the gradient, and noting that $\mathbf{A}^{0.5}$ is symmetric, we can relate $\nabla_{\hat{\mathbf{w}}} E$ and $\nabla_{\mathbf{w}} E$:

$$\begin{aligned} \nabla_{\hat{\mathbf{w}}} E &= \hat{\mathbf{w}}^T + \hat{\mathbf{b}}^T \\ &= \mathbf{w}^T \mathbf{A}^{0.5} + \mathbf{b}^T \mathbf{A}^{-0.5} \\ &= (\mathbf{w}^T \mathbf{A} + \mathbf{b}^T) \mathbf{A}^{-0.5} \\ &= \nabla_{\mathbf{w}} E \cdot \mathbf{A}^{-0.5} \end{aligned}$$

Returning to our problem



$$E = \frac{1}{2} \hat{\mathbf{w}}^T \hat{\mathbf{w}} + \hat{\mathbf{b}}^T \hat{\mathbf{w}} + c$$

- Gradient descent rule:

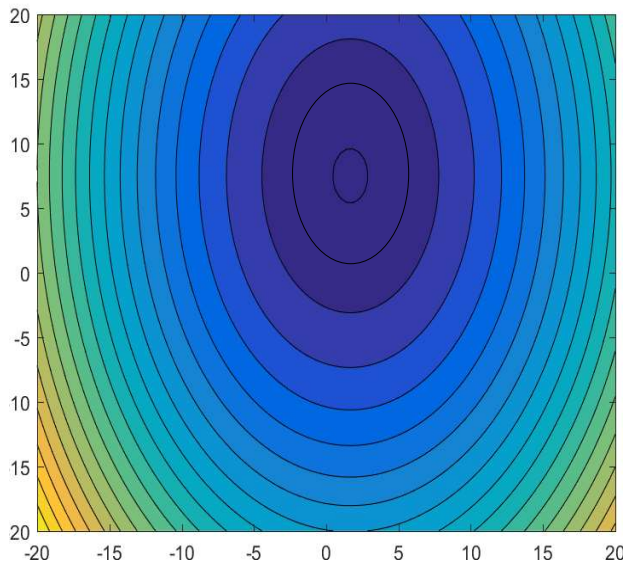
$$- \hat{\mathbf{w}}^{(k+1)} = \hat{\mathbf{w}}^{(k)} - \eta \nabla_{\hat{\mathbf{w}}} E(\hat{\mathbf{w}}^{(k)})^T$$

– Learning rate is now independent of direction

- Using $\hat{\mathbf{w}} = \mathbf{A}^{0.5} \mathbf{w}$, and $\nabla_{\hat{\mathbf{w}}} E(\hat{\mathbf{w}})^T = \mathbf{A}^{-0.5} \nabla_{\mathbf{w}} E(\mathbf{w})^T$

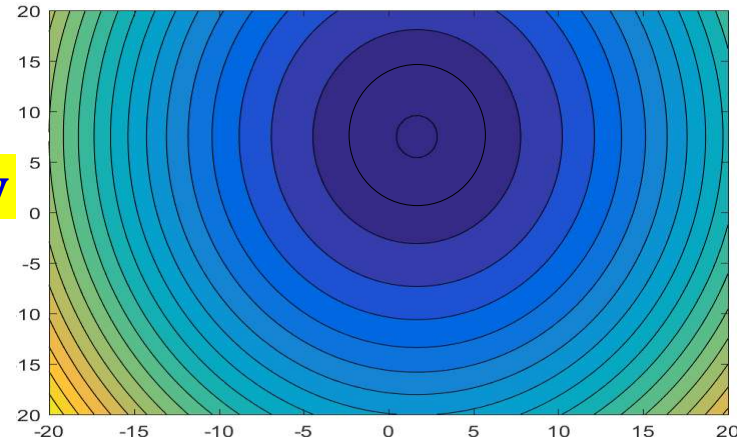
$$\mathbf{w}^{(k+1)} = \mathbf{w}^{(k)} - \eta \mathbf{A}^{-1} \nabla_{\mathbf{w}} E(\mathbf{w}^{(k)})^T$$

Modified update rule



$$E = \frac{1}{2} \mathbf{w}^T \mathbf{A} \mathbf{w} + \mathbf{b}^T \mathbf{w} + c$$

$$\hat{\mathbf{w}} = \mathbf{A}^{0.5} \mathbf{w}$$

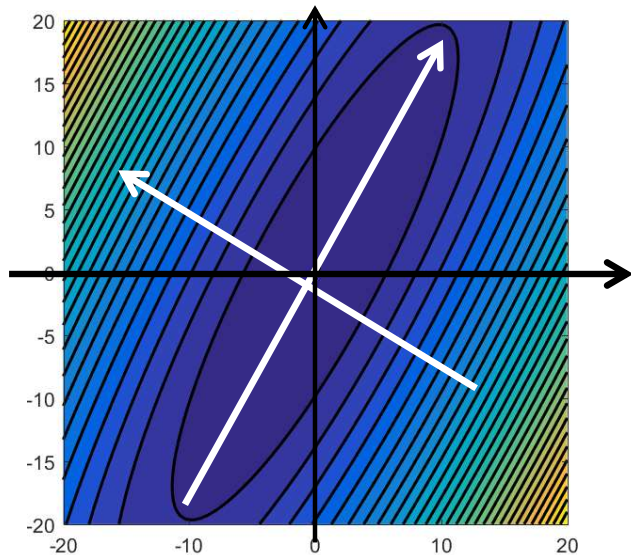


$$E = \frac{1}{2} \hat{\mathbf{w}}^T \hat{\mathbf{w}} + \hat{\mathbf{b}}^T \hat{\mathbf{w}} + c$$

- $\hat{\mathbf{w}}^{(k+1)} = \hat{\mathbf{w}}^{(k)} - \eta \nabla_{\hat{\mathbf{w}}} E(\hat{\mathbf{w}}^{(k)})^T$
- Leads to the modified gradient descent rule

$$\mathbf{w}^{(k+1)} = \mathbf{w}^{(k)} - \eta \mathbf{A}^{-1} \nabla_{\mathbf{w}} E(\mathbf{w}^{(k)})^T$$

For non-axis-aligned quadratics..

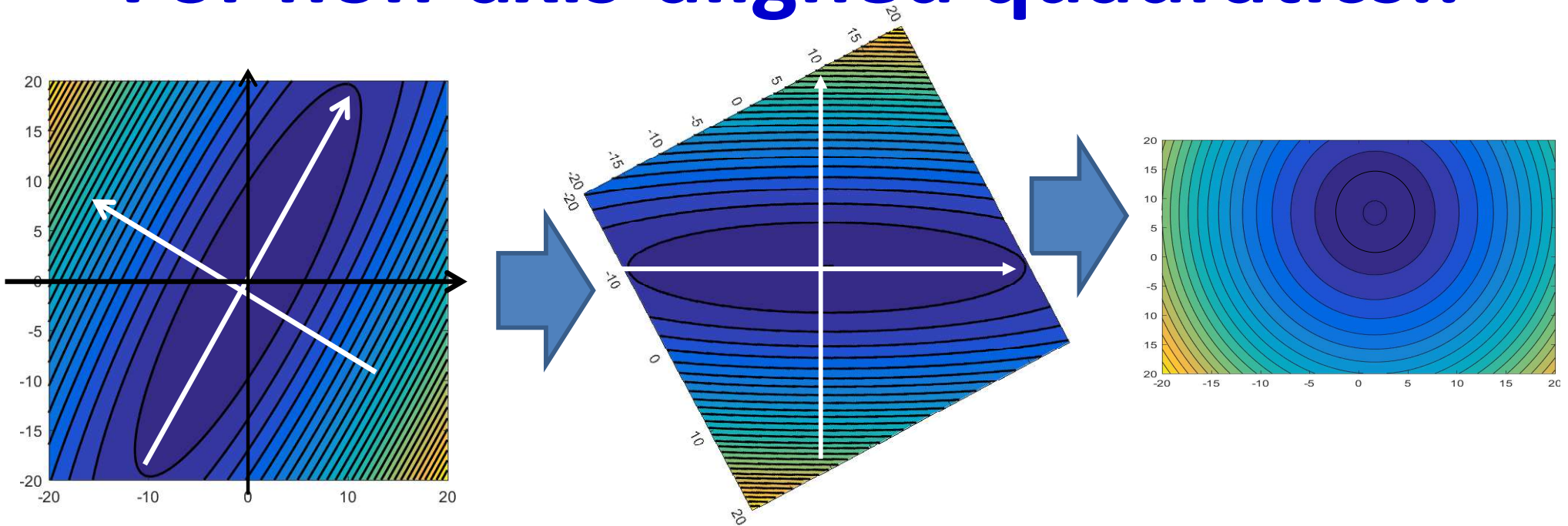


$$E = \frac{1}{2} \mathbf{w}^T \mathbf{A} \mathbf{w} + \mathbf{w}^T \mathbf{b} + c$$

$$E = \frac{1}{2} \sum_i a_{ii} w_i^2 + \sum_{i \neq j} a_{ij} w_i w_j + \sum_i b_i w_i + c$$

- If \mathbf{A} is not diagonal, the contours are not axis-aligned
 - Because of the cross-terms $a_{ij} w_i w_j$
 - The major axes of the ellipsoids are the *Eigenvectors* of \mathbf{A} , and their diameters are proportional to the Eigen values of \mathbf{A}
- But this does not affect the discussion
 - This is merely a rotation of the space from the axis-aligned case
 - The component-wise optimal learning rates along the major and minor axes of the equal-contour ellipsoids will be different, causing problems
 - The optimal rates along the axes are Inversely proportional to the *eigenvalues* of \mathbf{A}

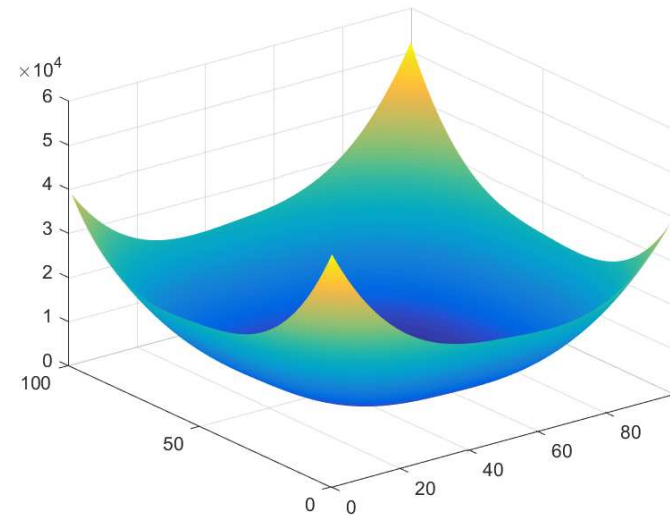
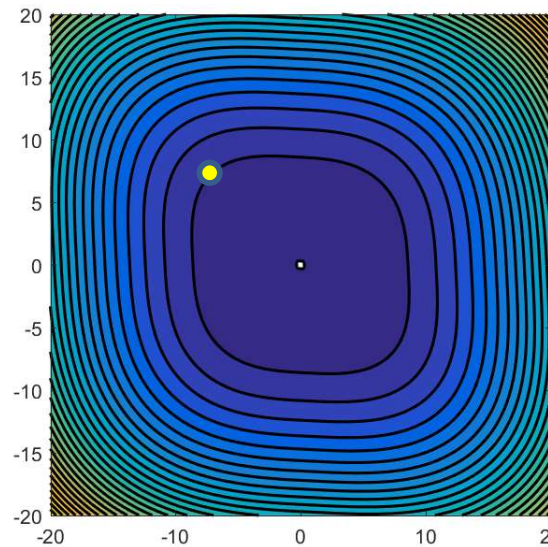
For non-axis-aligned quadratics..



- The component-wise optimal learning rates along the major and minor axes of the contour ellipsoids will differ, causing problems
 - Inversely proportional to the *eigenvalues* of \mathbf{A}
- This can be fixed as before by rotating and resizing the different directions to obtain the same *normalized* update rule as before:

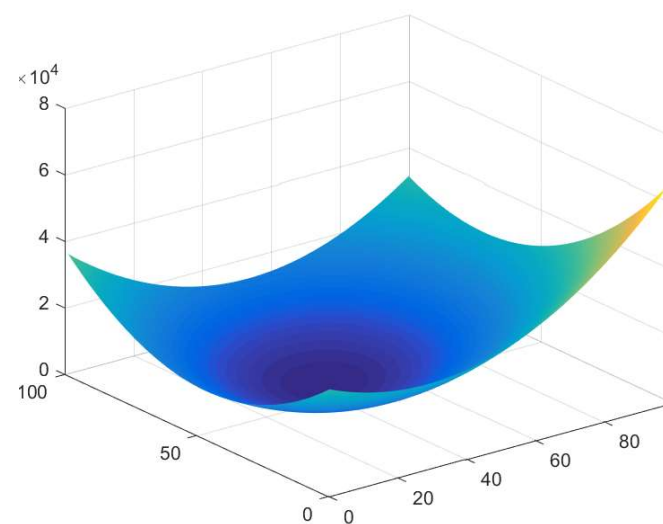
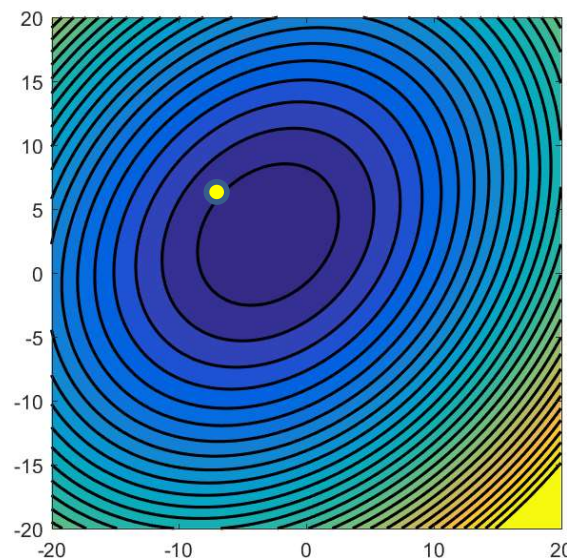
$$\mathbf{w}^{(k+1)} = \mathbf{w}^{(k)} - \eta \mathbf{A}^{-1} \mathbf{b}$$

Generic differentiable *multivariate* convex functions

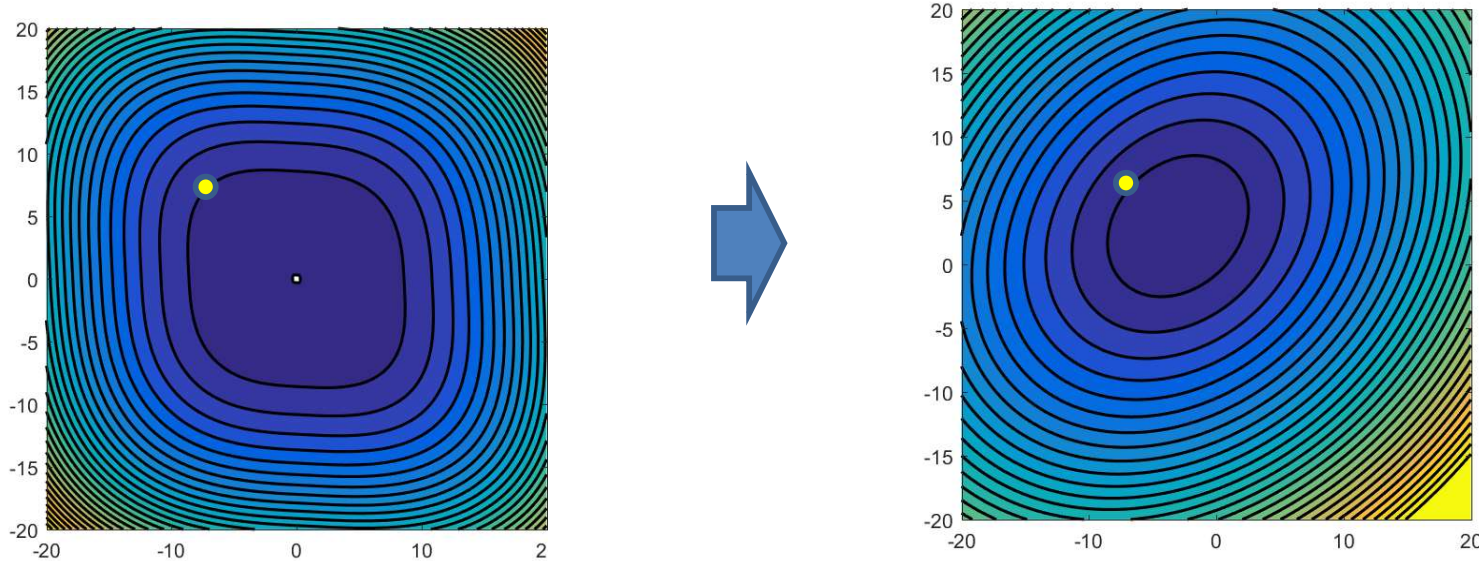


- Taylor expansion

$$E(\mathbf{w}) \approx E(\mathbf{w}^{(k)}) + \nabla_{\mathbf{w}} E(\mathbf{w}^{(k)}) (\mathbf{w} - \mathbf{w}^{(k)}) + \frac{1}{2} (\mathbf{w} - \mathbf{w}^{(k)})^T H_E(\mathbf{w}^{(k)}) (\mathbf{w} - \mathbf{w}^{(k)}) + \dots$$



Generic differentiable *multivariate* convex functions



- Taylor expansion

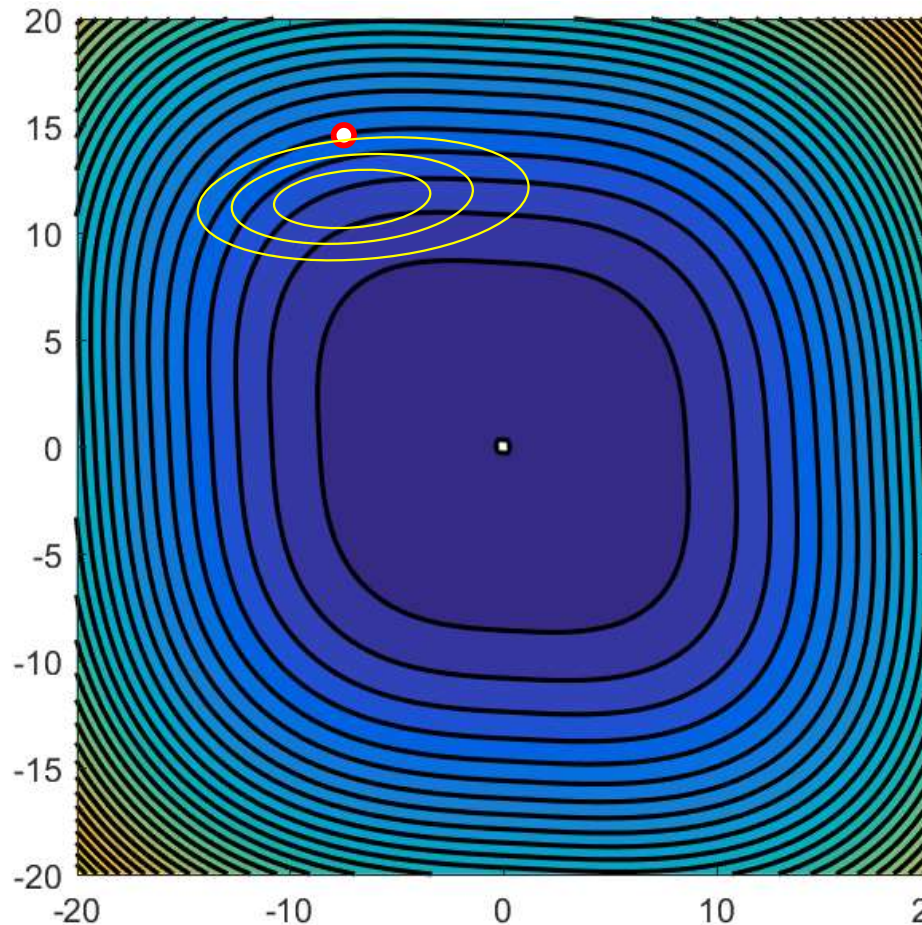
$$E(\mathbf{w}) \approx E(\mathbf{w}^{(k)}) + \nabla_{\mathbf{w}}E(\mathbf{w}^{(k)})^T(\mathbf{w} - \mathbf{w}^{(k)}) + \frac{1}{2}(\mathbf{w} - \mathbf{w}^{(k)})^T H_E(\mathbf{w}^{(k)})(\mathbf{w} - \mathbf{w}^{(k)}) + \dots$$

- Note that this has the form $\frac{1}{2}\mathbf{w}^T \mathbf{A} \mathbf{w} + \mathbf{w}^T \mathbf{b} + c$
- Using the same logic as before, we get the normalized update rule

$$\mathbf{w}^{(k+1)} = \mathbf{w}^{(k)} - \eta H_E(\mathbf{w}^{(k)})^{-1} \nabla_{\mathbf{w}}E(\mathbf{w}^{(k)})^T$$

- For a quadratic function, the optimal η is 1 (which is exactly Newton's method)
 - And should not be greater than 2!

Minimization by Newton's method ($\eta = 1$)



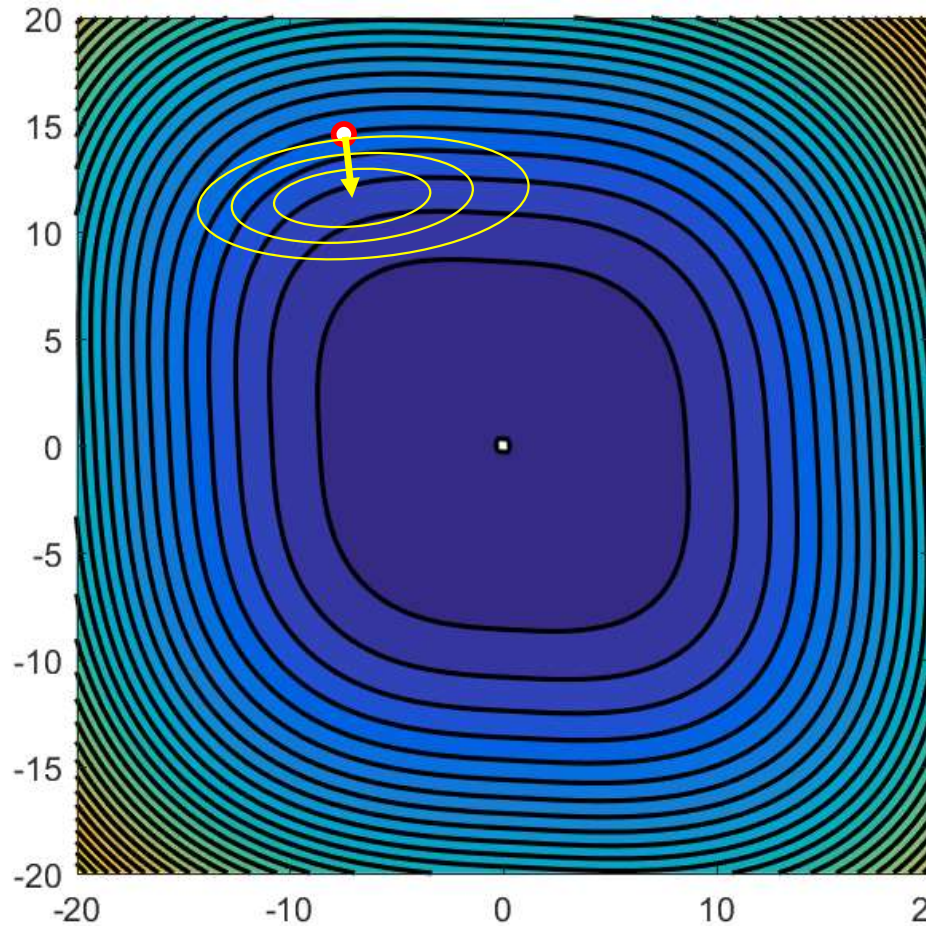
Fit a quadratic at each point and find the minimum of that quadratic

- Iterated localized optimization with quadratic approximations

$$\mathbf{w}^{(k+1)} = \mathbf{w}^{(k)} - \eta H_E(\mathbf{w}^{(k)})^{-1} \nabla_{\mathbf{w}} E(\mathbf{w}^{(k)})^T$$

$$- \eta = 1$$

Minimization by Newton's method ($\eta = 1$)

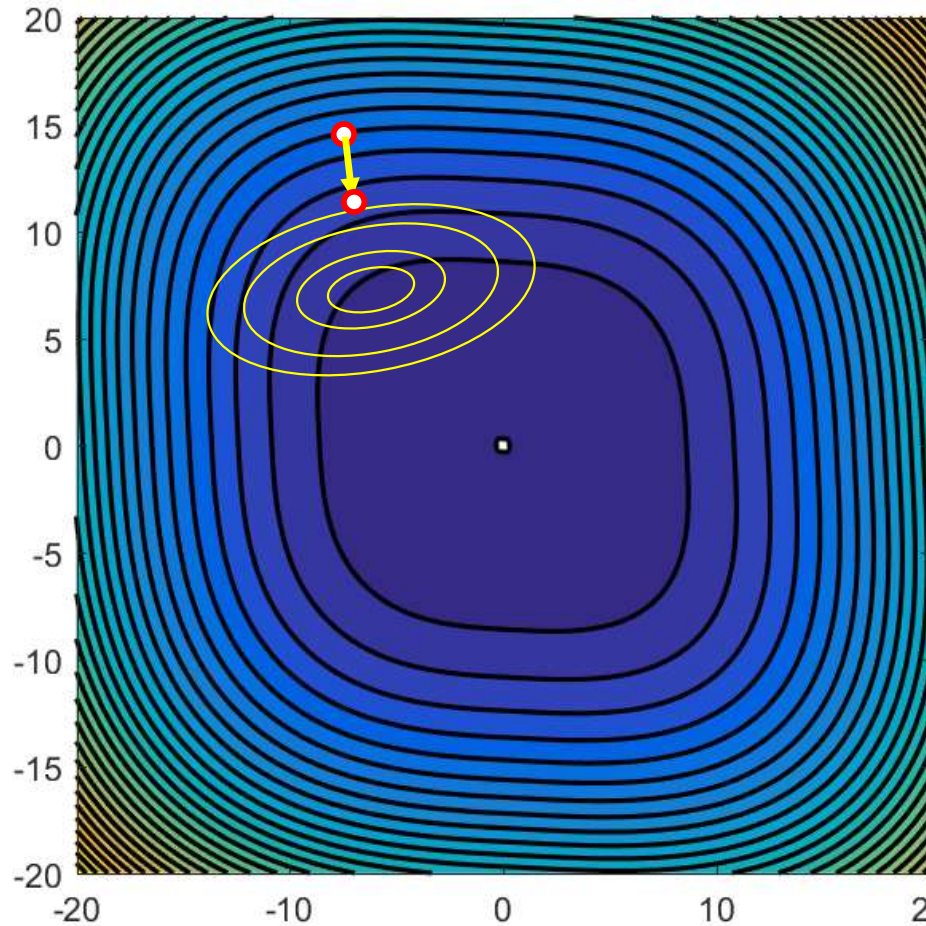


- Iterated localized optimization with quadratic approximations

$$\mathbf{w}^{(k+1)} = \mathbf{w}^{(k)} - \eta H_E(\mathbf{w}^{(k)})^{-1} \nabla_{\mathbf{w}} E(\mathbf{w}^{(k)})^T$$

$$- \eta = 1$$

Minimization by Newton's method ($\eta = 1$)

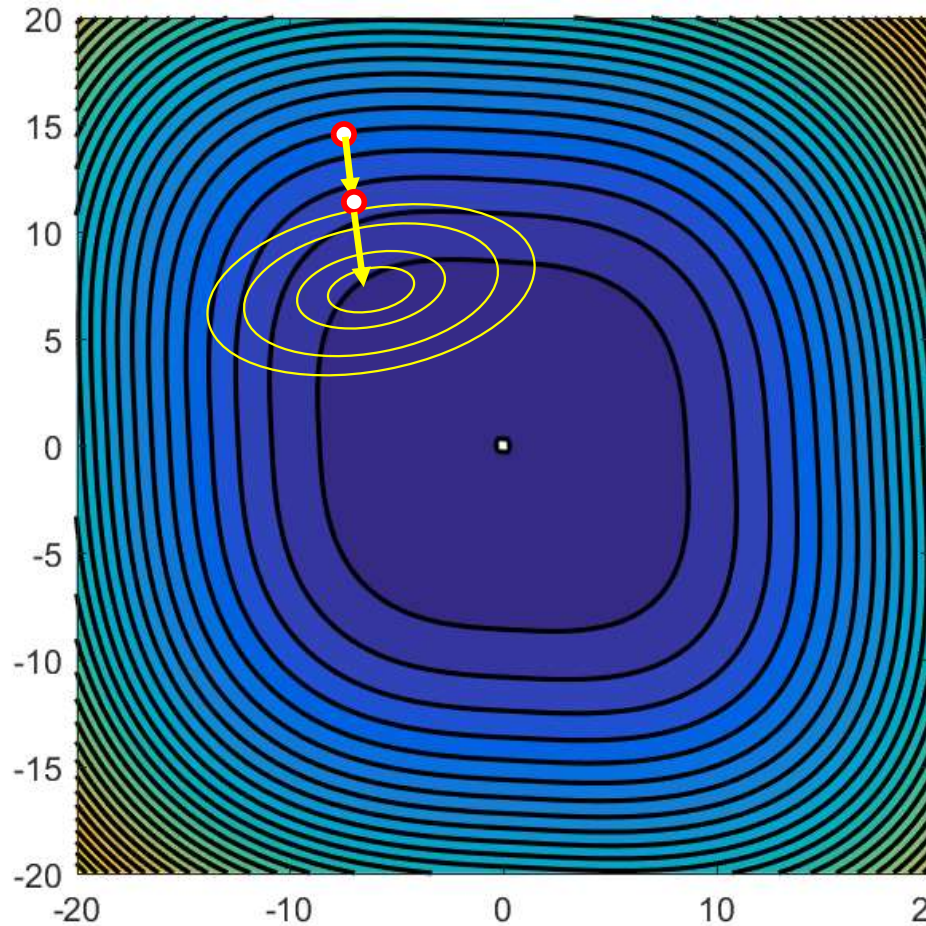


- Iterated localized optimization with quadratic approximations

$$\mathbf{w}^{(k+1)} = \mathbf{w}^{(k)} - \eta H_E(\mathbf{w}^{(k)})^{-1} \nabla_{\mathbf{w}} E(\mathbf{w}^{(k)})^T$$

$$- \eta = 1$$

Minimization by Newton's method ($\eta = 1$)

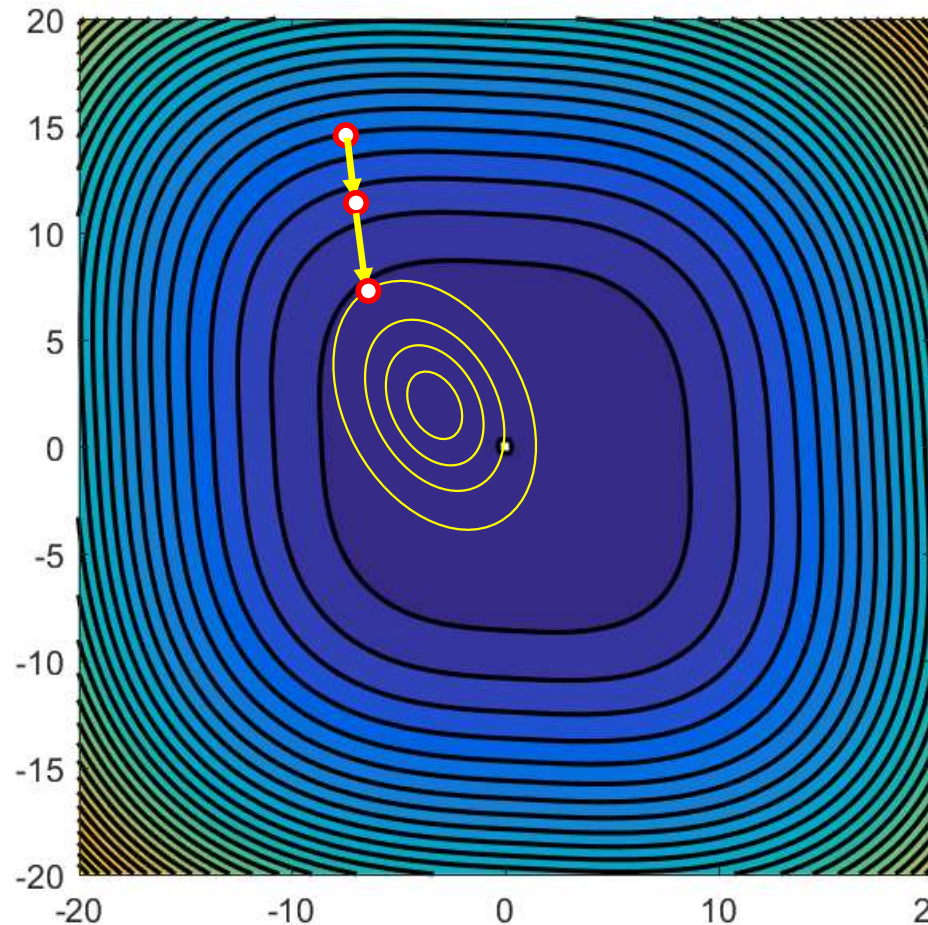


- Iterated localized optimization with quadratic approximations

$$\mathbf{w}^{(k+1)} = \mathbf{w}^{(k)} - \eta H_E(\mathbf{w}^{(k)})^{-1} \nabla_{\mathbf{w}} E(\mathbf{w}^{(k)})^T$$

$$- \eta = 1$$

Minimization by Newton's method

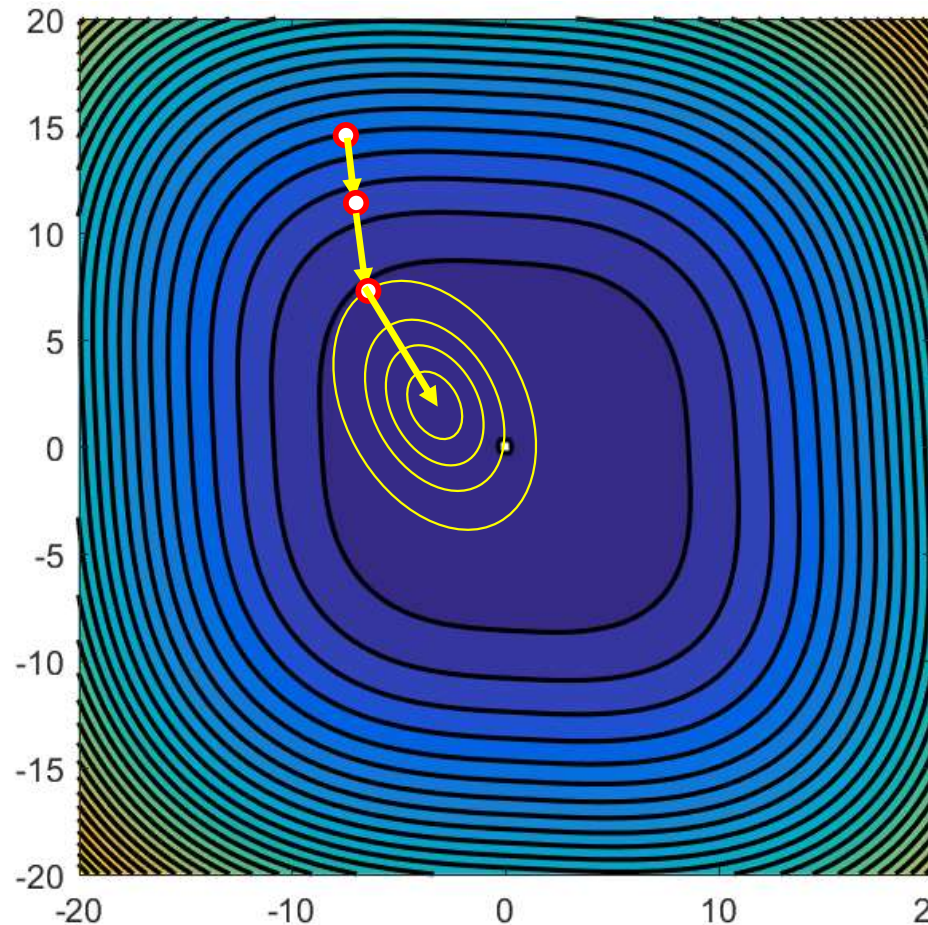


- Iterated localized optimization with quadratic approximations

$$\mathbf{w}^{(k+1)} = \mathbf{w}^{(k)} - \eta H_E(\mathbf{w}^{(k)})^{-1} \nabla_{\mathbf{w}} E(\mathbf{w}^{(k)})^T$$

$$- \eta = 1$$

Minimization by Newton's method

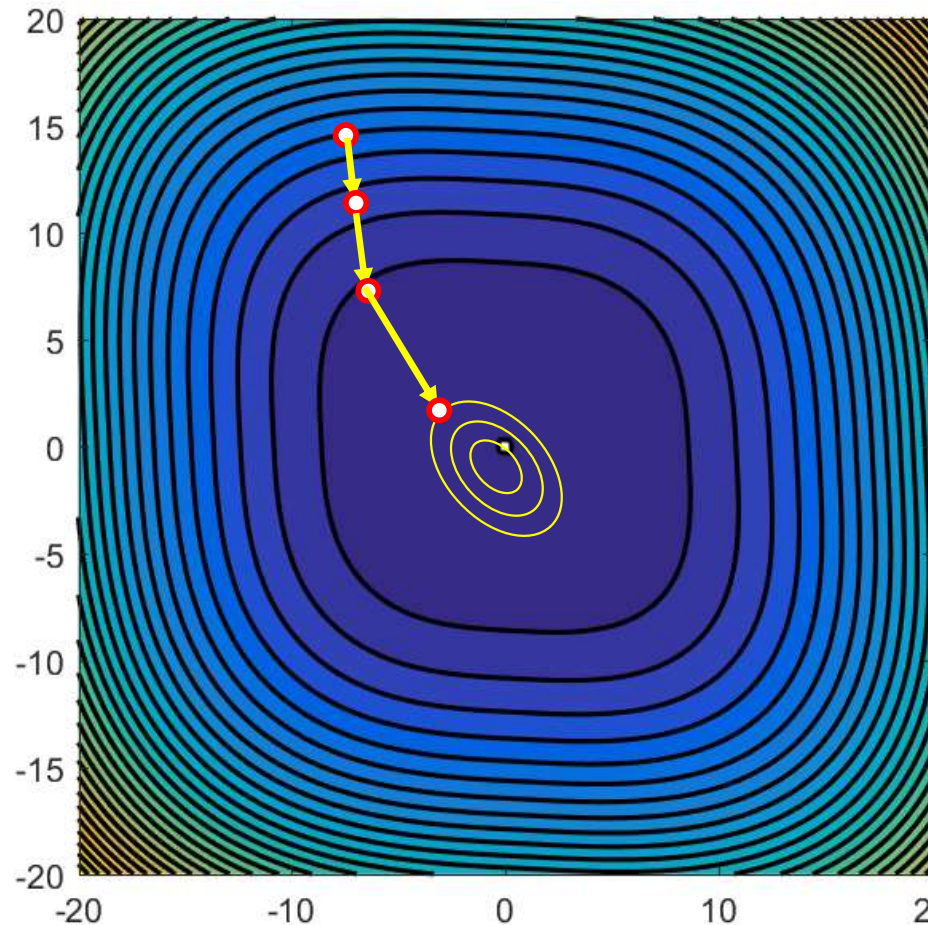


- Iterated localized optimization with quadratic approximations

$$\mathbf{w}^{(k+1)} = \mathbf{w}^{(k)} - \eta H_E(\mathbf{w}^{(k)})^{-1} \nabla_{\mathbf{w}} E(\mathbf{w}^{(k)})^T$$

$$- \eta = 1$$

Minimization by Newton's method

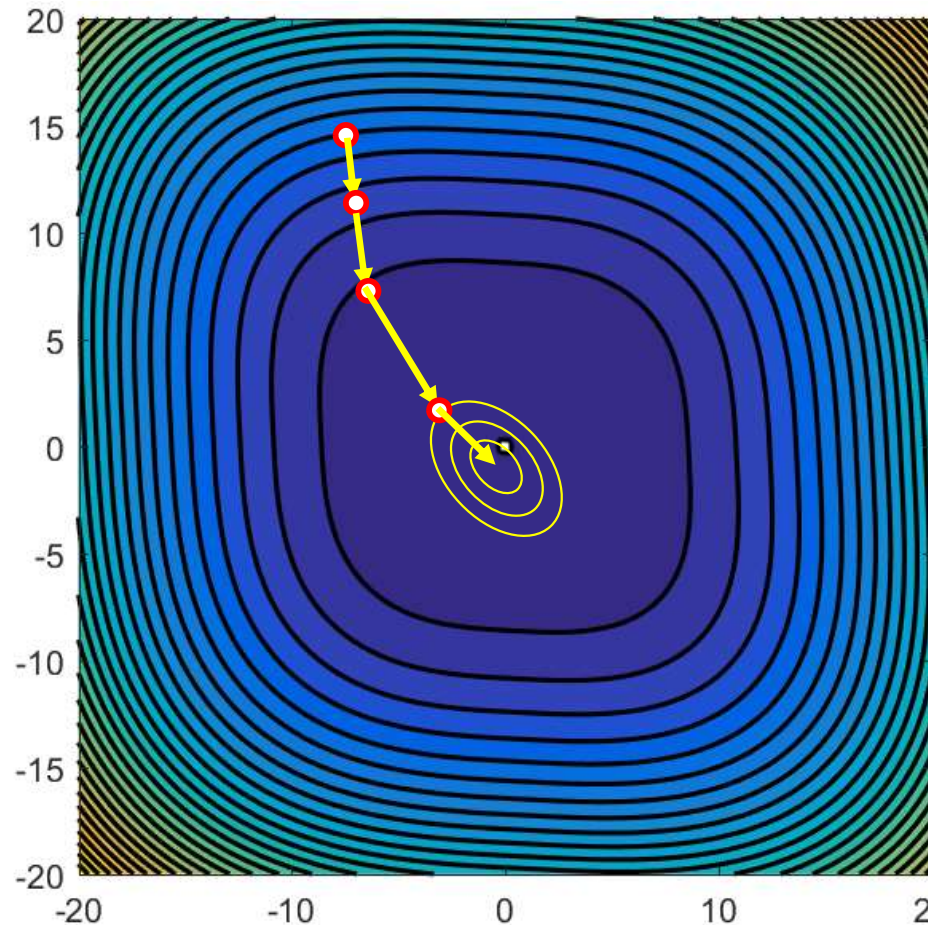


- Iterated localized optimization with quadratic approximations

$$\mathbf{w}^{(k+1)} = \mathbf{w}^{(k)} - \eta H_E(\mathbf{w}^{(k)})^{-1} \nabla_{\mathbf{w}} E(\mathbf{w}^{(k)})^T$$

$$- \eta = 1$$

Minimization by Newton's method

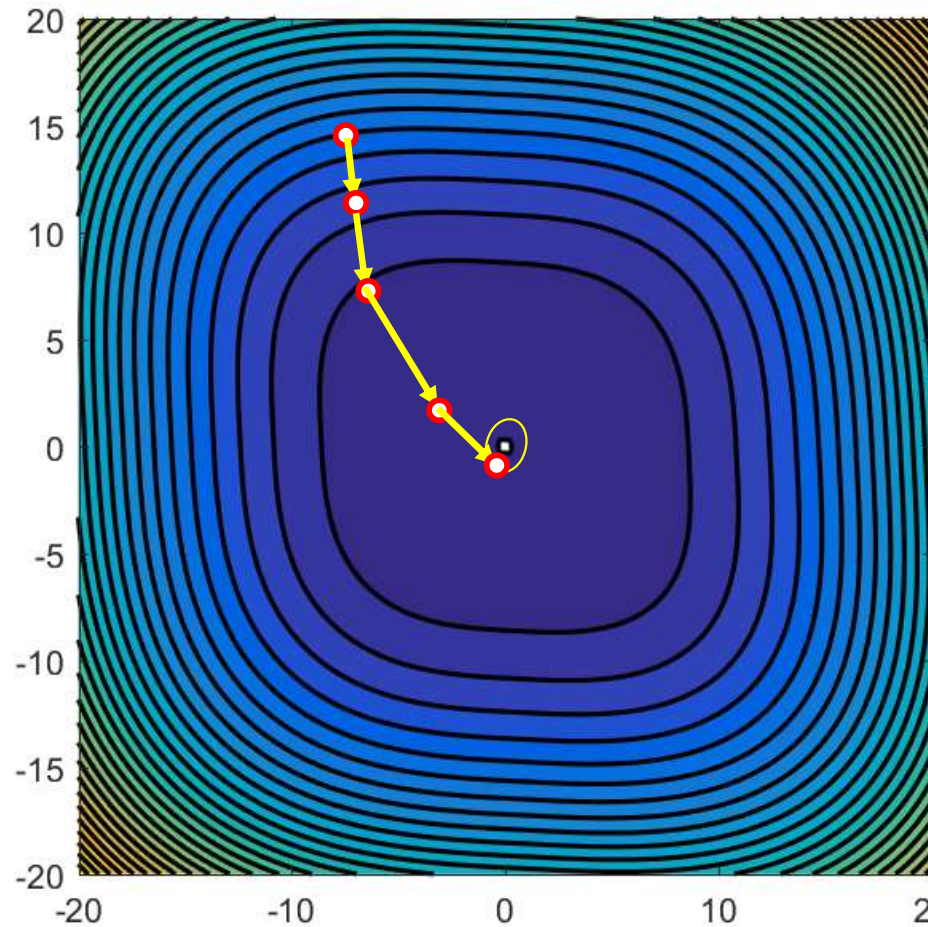


- Iterated localized optimization with quadratic approximations

$$\mathbf{w}^{(k+1)} = \mathbf{w}^{(k)} - \eta H_E(\mathbf{w}^{(k)})^{-1} \nabla_{\mathbf{w}} E(\mathbf{w}^{(k)})^T$$

$$- \eta = 1$$

Minimization by Newton's method

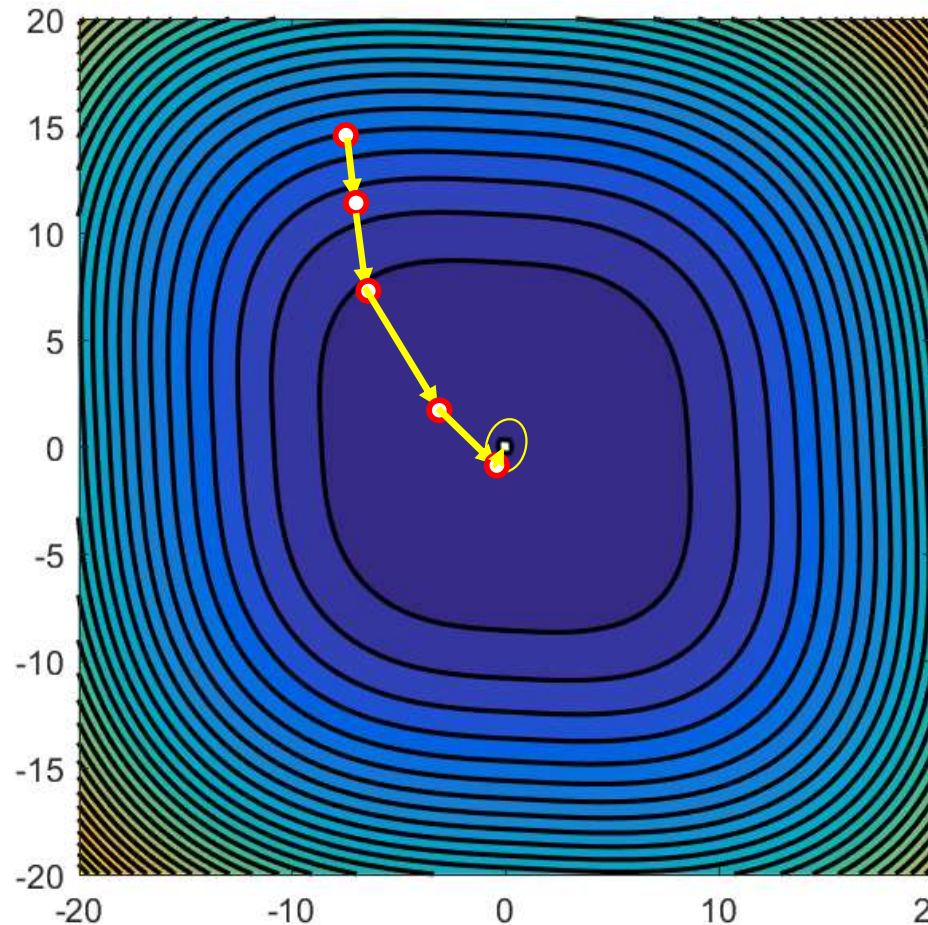


- Iterated localized optimization with quadratic approximations

$$\mathbf{w}^{(k+1)} = \mathbf{w}^{(k)} - \eta H_E(\mathbf{w}^{(k)})^{-1} \nabla_{\mathbf{w}} E(\mathbf{w}^{(k)})^T$$

$$- \eta = 1$$

Minimization by Newton's method

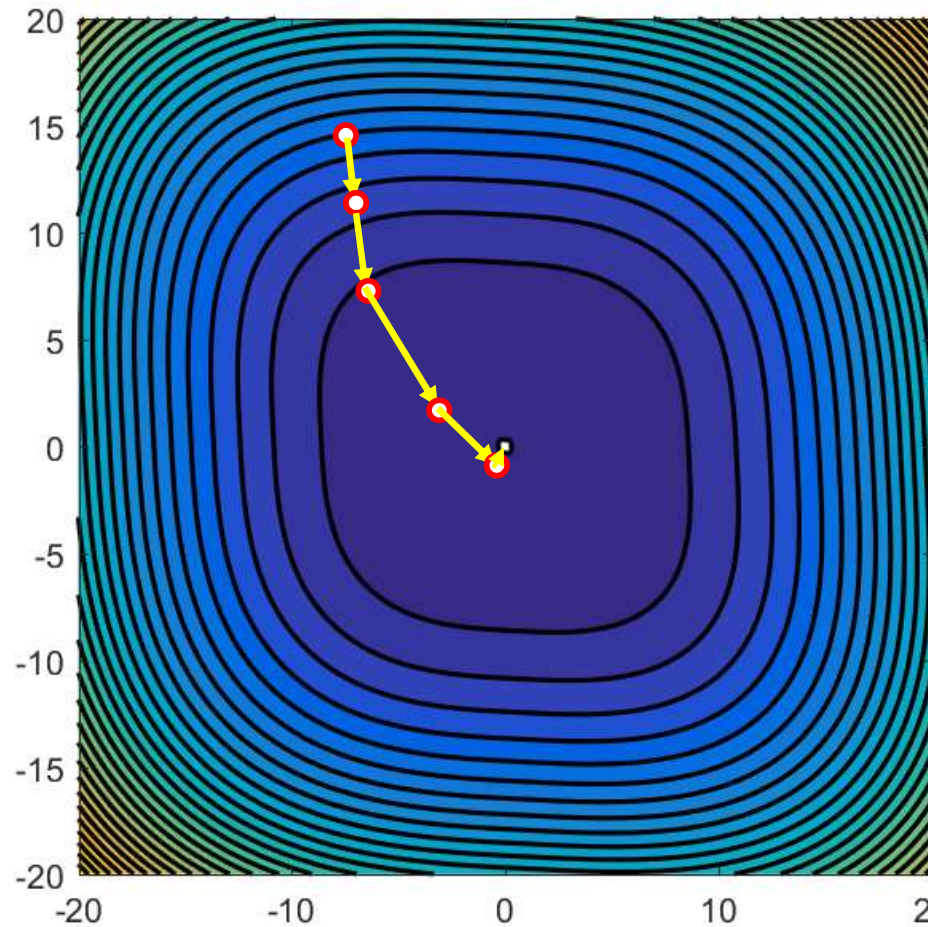


- Iterated localized optimization with quadratic approximations

$$\mathbf{w}^{(k+1)} = \mathbf{w}^{(k)} - \eta H_E(\mathbf{w}^{(k)})^{-1} \nabla_{\mathbf{w}} E(\mathbf{w}^{(k)})^T$$

$$- \eta = 1$$

Minimization by Newton's method



- Iterated localized optimization with quadratic approximations

$$\mathbf{w}^{(k+1)} = \mathbf{w}^{(k)} - \eta H_E(\mathbf{w}^{(k)})^{-1} \nabla_{\mathbf{w}} E(\mathbf{w}^{(k)})^T$$

$$- \eta = 1$$

Issues: 1. The Hessian

- Normalized update rule

$$\mathbf{w}^{(k+1)} = \mathbf{w}^{(k)} - \eta H_E(\mathbf{w}^{(k)})^{-1} \nabla_{\mathbf{w}} E(\mathbf{w}^{(k)})^T$$


- For complex models such as neural networks, with a very large number of parameters, the Hessian $H_E(\mathbf{w}^{(k)})$ is extremely difficult to compute
 - For a network with only 100,000 parameters, the Hessian will have 10^{10} cross-derivative terms
 - And its even harder to invert, since it will be enormous

Issues: 1. The Hessian



- For non-convex functions, the Hessian may not be positive semi-definite, in which case the algorithm can *diverge*
 - Goes away from, rather than towards the minimum

Issues: 1. The Hessian

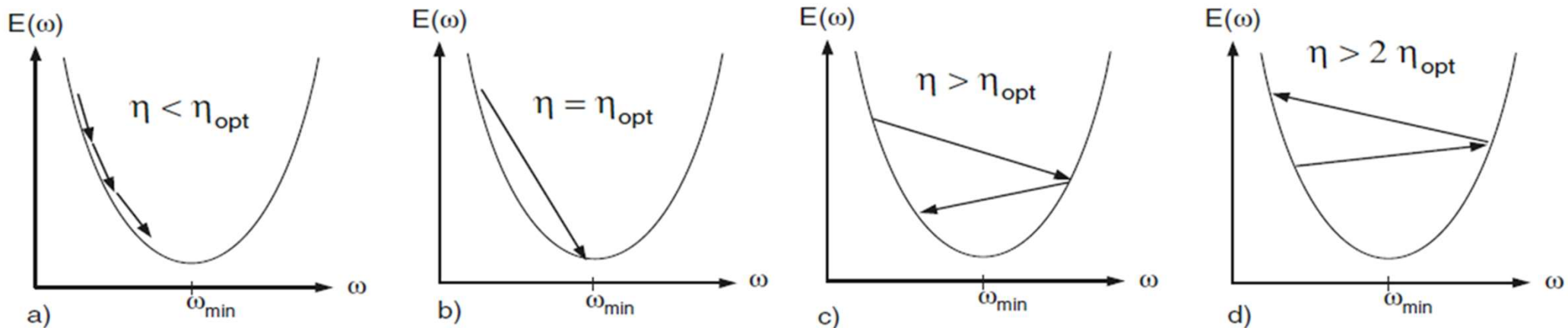


- For non-convex functions, the Hessian may not be positive semi-definite, in which case the algorithm can *diverge*
 - Goes away from, rather than towards the minimum
 - Now requires additional checks to avoid movement in directions corresponding to $-ve$ Eigenvalues of the Hessian

Issues: 1 – contd.

- A great many approaches have been proposed in the literature to *approximate* the Hessian in a number of ways and improve its positive definiteness
 - Boyden-Fletcher-Goldfarb-Shanno (BFGS)
 - And “low-memory” BFGS (L-BFGS)
 - Estimate Hessian from finite differences
 - Levenberg-Marquardt
 - Estimate Hessian from Jacobians
 - Diagonal load it to ensure positive definiteness
 - Other “Quasi-newton” methods
- Hessian estimates may even be *local* to a set of variables
- Not particularly popular anymore for large neural networks..

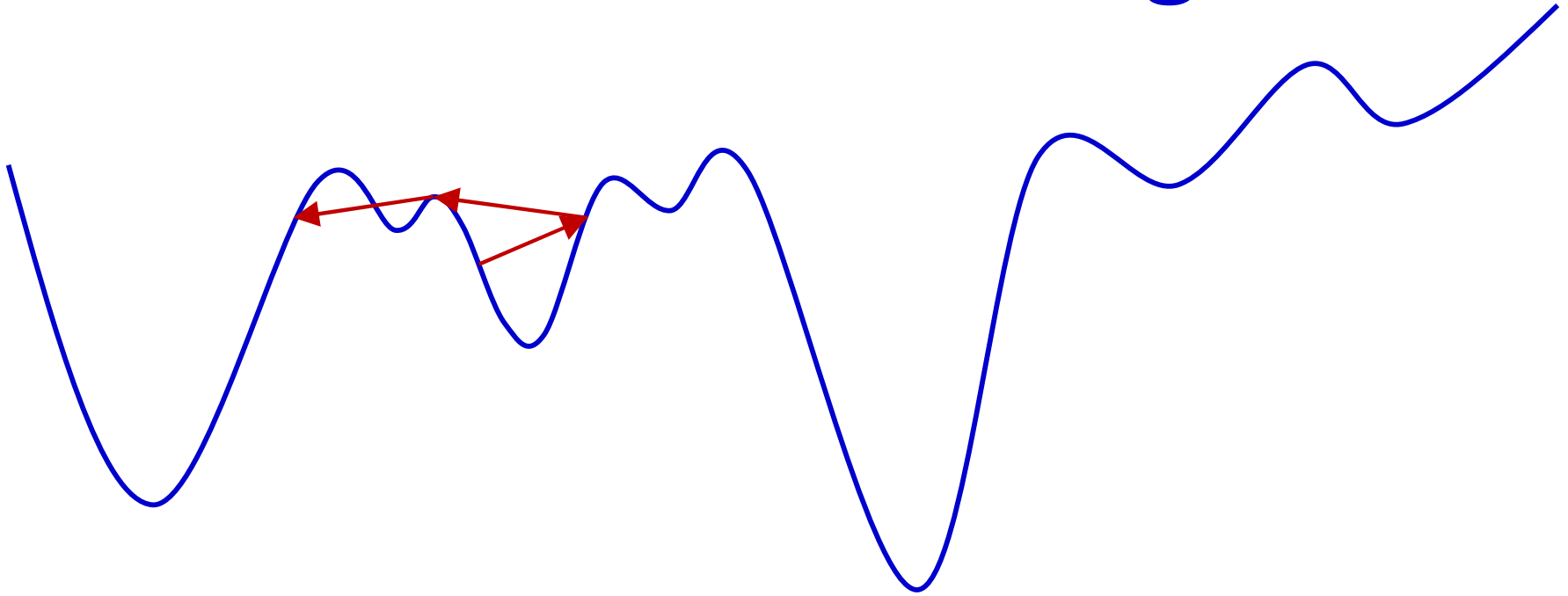
Issues: 2. The learning rate



- Much of the analysis we just saw was based on trying to ensure that the step size was not so large as to cause divergence within a convex region

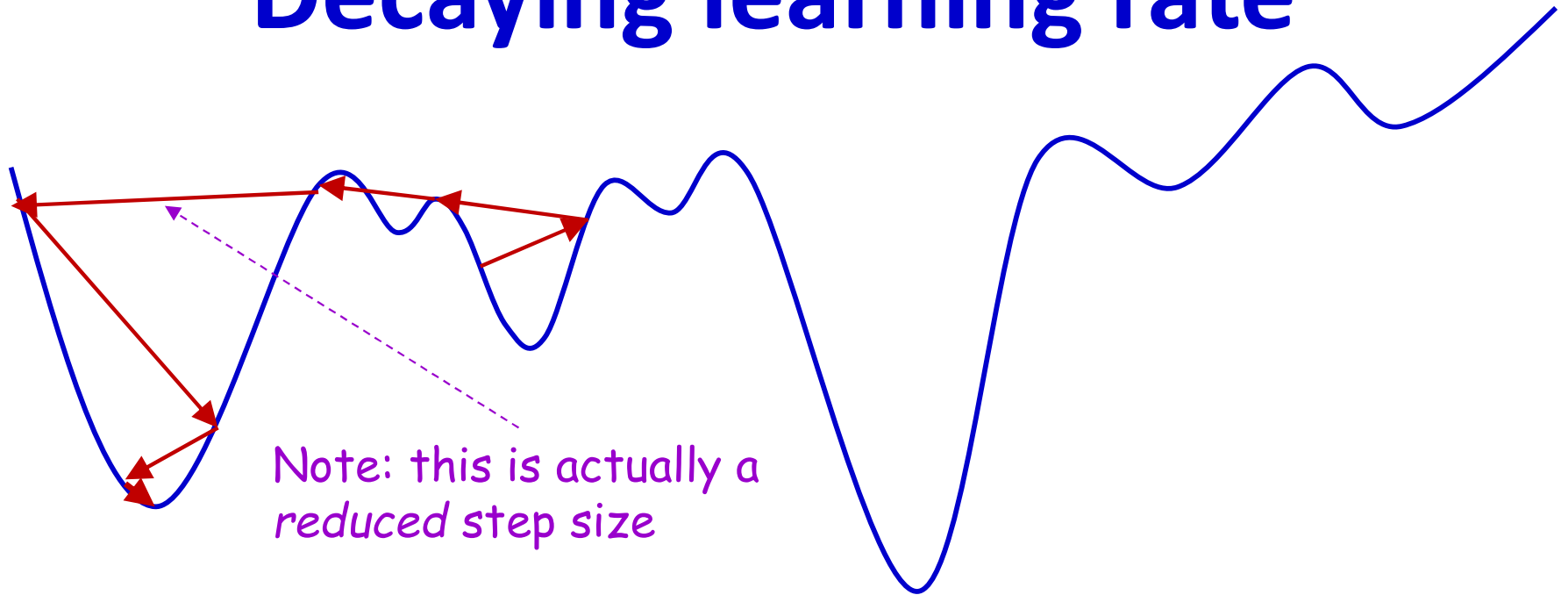
$$- \eta < 2\eta_{\text{opt}}$$

Issues: 2. The learning rate



- For complex models such as neural networks the loss function is often not convex
 - Having $\eta > 2\eta_{opt}$ can actually help escape local optima
- However *always* having $\eta > 2\eta_{opt}$ will ensure that you never ever actually find a solution

Decaying learning rate



- Start with a large learning rate
 - Greater than 2 (assuming Hessian normalization)
 - Gradually reduce it with iterations

Decaying learning rate

- Typical decay schedules

- Linear decay: $\eta_k = \frac{\eta_0}{k+1}$

- Quadratic decay: $\eta_k = \frac{\eta_0}{(k+1)^2}$

- Exponential decay: $\eta_k = \eta_0 e^{-\beta k}$, where $\beta > 0$

- A common approach (for nnets):

1. Train with a fixed learning rate η until loss (or performance on a held-out data set) stagnates
2. $\eta \leftarrow \alpha\eta$, where $\alpha < 1$ (typically 0.1)
3. Return to step 1 and continue training from where we left off

Story so far : Convergence

- Gradient descent can miss obvious answers
 - And this may be a *good* thing
- Convergence issues abound
 - The loss surface has many saddle points
 - Although, perhaps, not so many bad local minima
 - Gradient descent can stagnate on saddle points
 - Vanilla gradient descent may not converge, or may converge toooooo slowly
 - The optimal learning rate for one component may be too high or too low for others

Poll 2 (@421)

Mark all true statements

- Step sizes that are greater than twice the inverse of the second derivative can cause gradient descent to diverge
- This is always a bad thing
- Gradient descent will not converge without decaying learning rates

Poll 2

Mark all true statements

- Step sizes that are greater than twice the inverse of the second derivative can cause gradient descent to diverge **(true)**
- This is always a bad thing
- Gradient descent will not converge without decaying learning rates

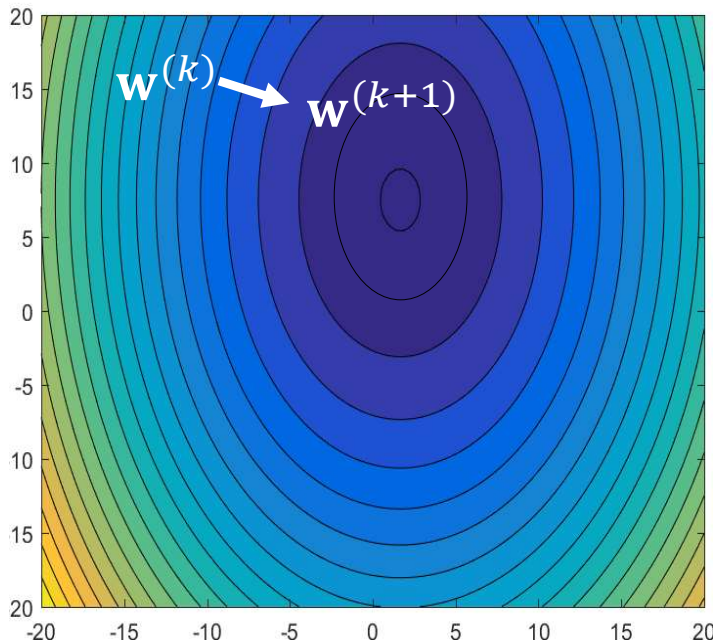
Story so far : Second-order methods

- Second-order methods “normalize” the variation along the components to mitigate the problem of different optimal learning rates for different components
 - But this requires computation of inverses of second-order derivative matrices
 - Computationally infeasible
 - Not stable in non-convex regions of the loss surface
 - Approximate methods address these issues, but simpler solutions may be better

Story so far : Learning rate

- Divergence-causing learning rates may not be a bad thing
 - Particularly for ugly loss functions
- *Decaying* learning rates provide good compromise between escaping poor local minima and convergence
- *Many of the convergence issues arise because we force the same learning rate on all parameters*

Lets take a step back



$$\mathbf{w}^{(k+1)} \leftarrow \mathbf{w}^{(k)} - \eta (\nabla_{\mathbf{w}} E)^T$$

$$w_i^{(k+1)} = w_i^{(k)} - \eta \frac{dE(w_i^{(k)})}{dw}$$

- Problems arise because of requiring a fixed step size across all dimensions
 - Because steps are “tied” to the gradient
- Let’s try releasing this requirement

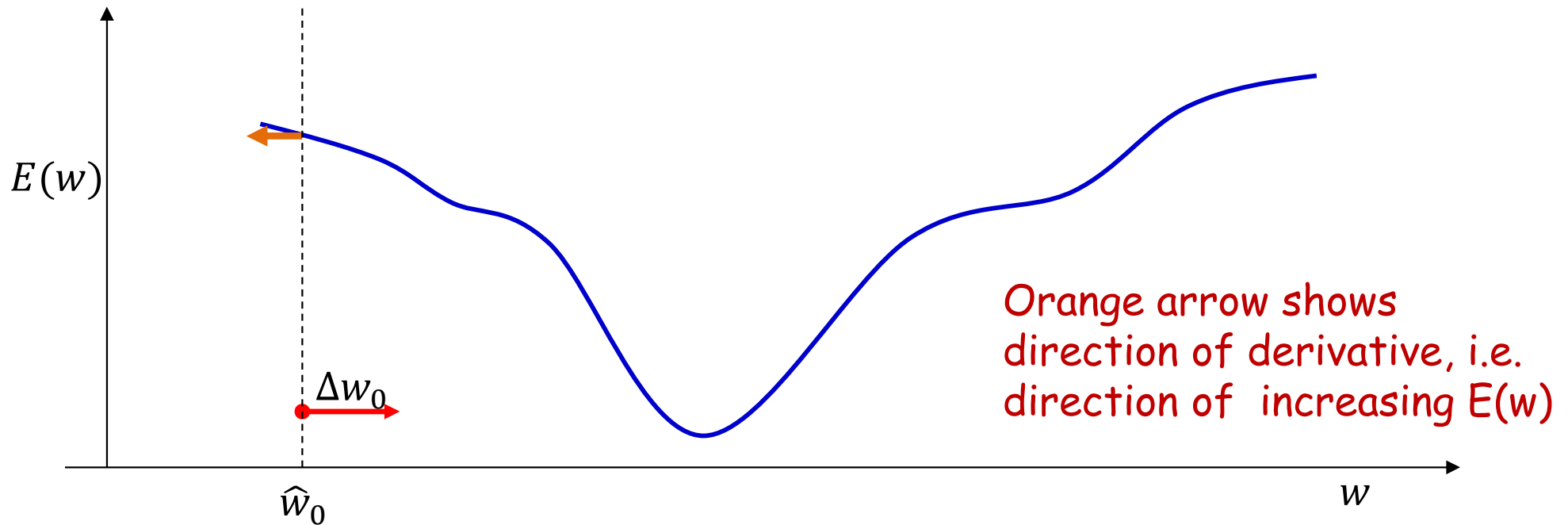
Derivative-*inspired* algorithms

- Algorithms that use derivative information for trends, but do not follow them absolutely
- Rprop
- Quick prop

RProp

- *Resilient* propagation
- Simple algorithm, to be followed *independently* for each component
 - I.e. steps in different directions are not coupled
- At each time
 - If the derivative at the current location recommends continuing in the same direction as before (i.e. has not changed sign from earlier):
 - *increase* the step, and continue in the same direction
 - If the derivative has changed sign (i.e. we've overshoot a minimum)
 - *reduce* the step and reverse direction

Rprop

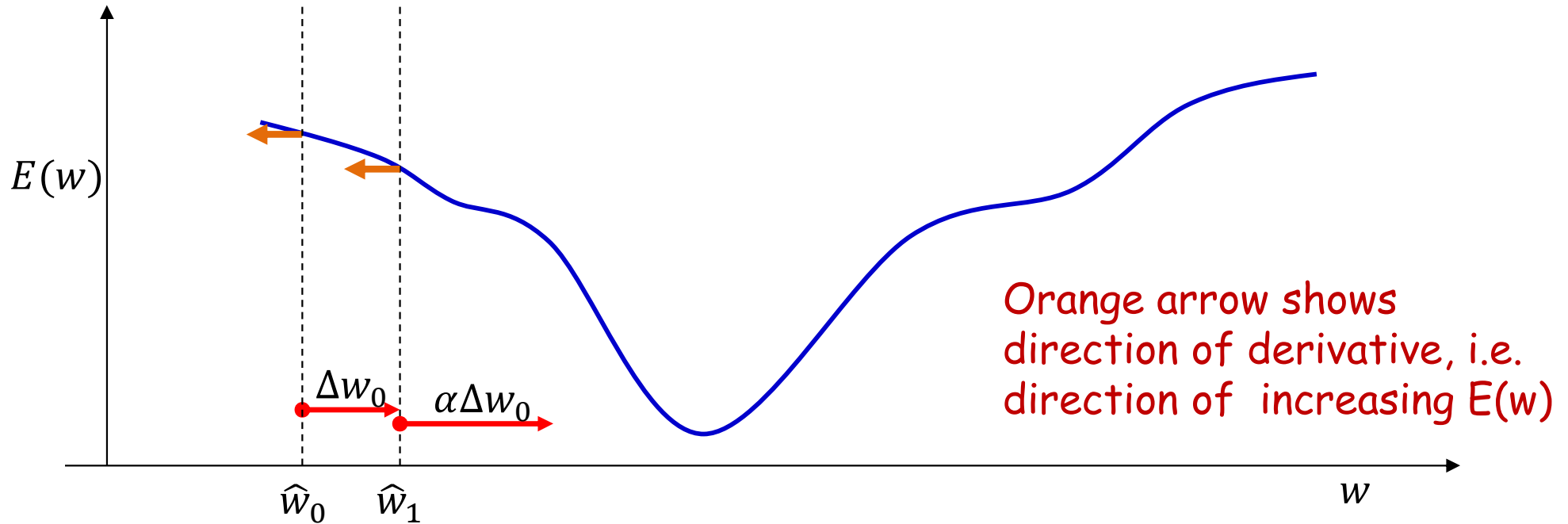


- Select an initial value \hat{w} and compute the derivative
 - Take an initial step Δw against the derivative
 - In the direction that reduces the function

$$- \Delta w = \text{sign} \left(\frac{dE(\hat{w})}{dw} \right) \Delta w$$

$$- \hat{w} = \hat{w} - \Delta w$$

Rprop

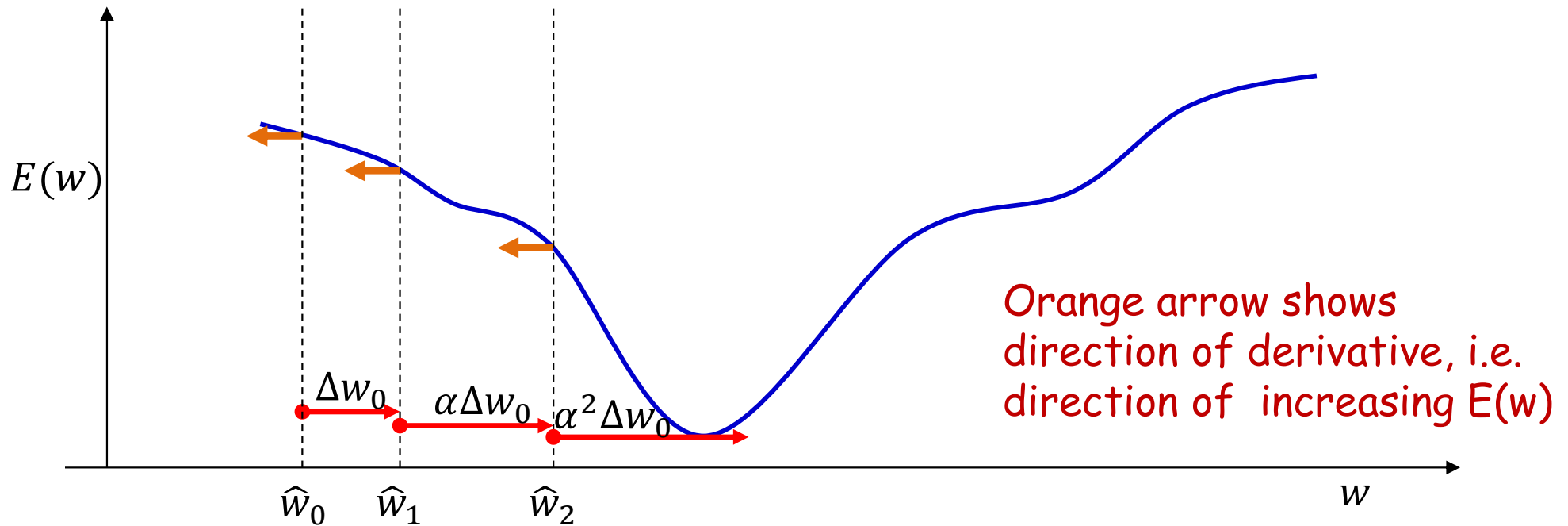


- Compute the derivative in the new location
 - If the derivative has not changed sign from the previous location, increase the step size and take a longer step

$\alpha > 1$

- $\Delta w = \alpha \Delta w$
- $\hat{w} = \hat{w} - \Delta w$

Rprop

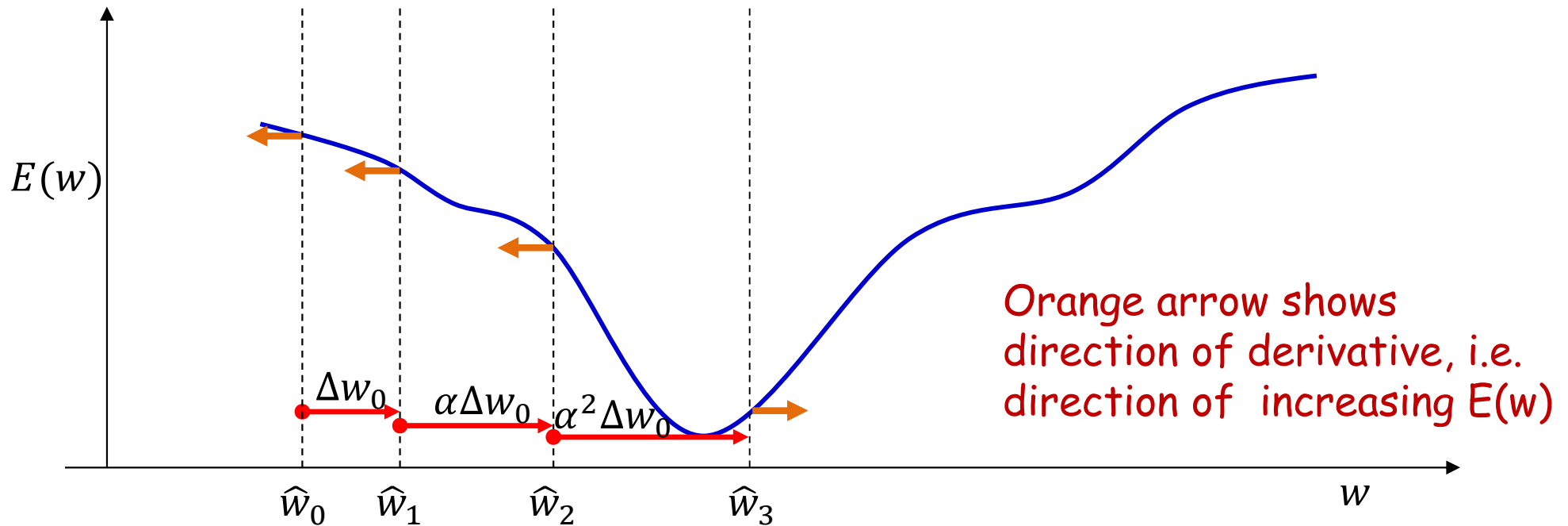


- Compute the derivative in the new location
 - If the derivative has not changed sign from the previous location, increase the step size and take a step

$\alpha > 1$

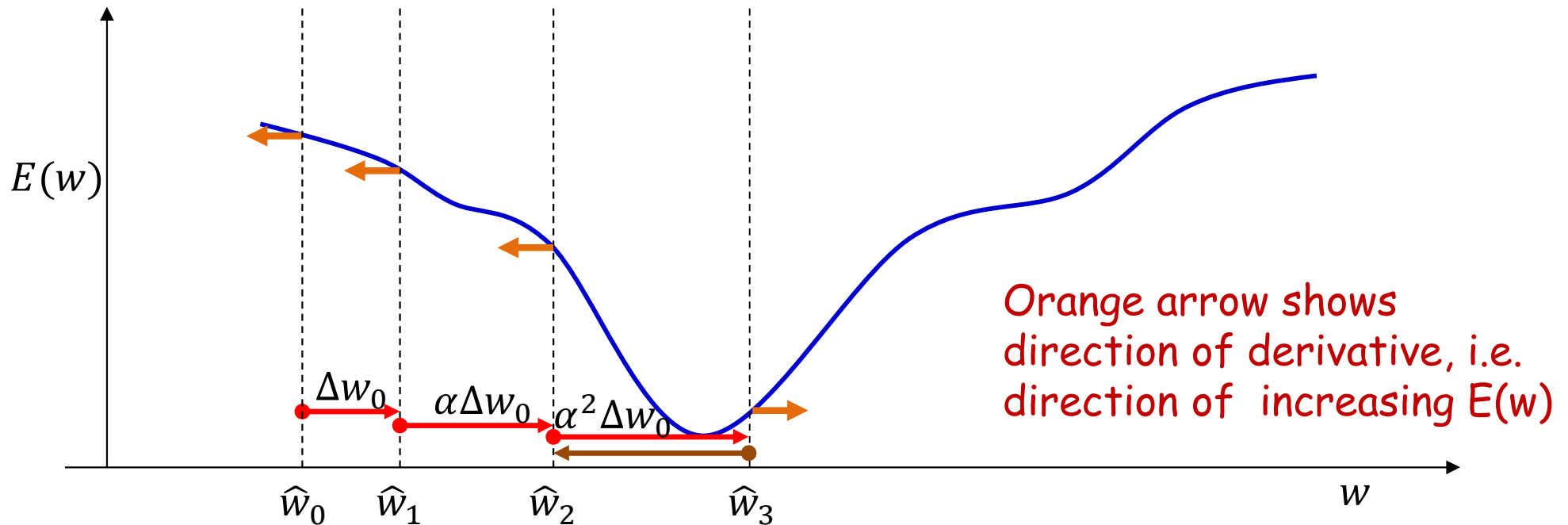
- $\Delta w = \alpha \Delta w$
- $\hat{w} = \hat{w} - \Delta w$

Rprop



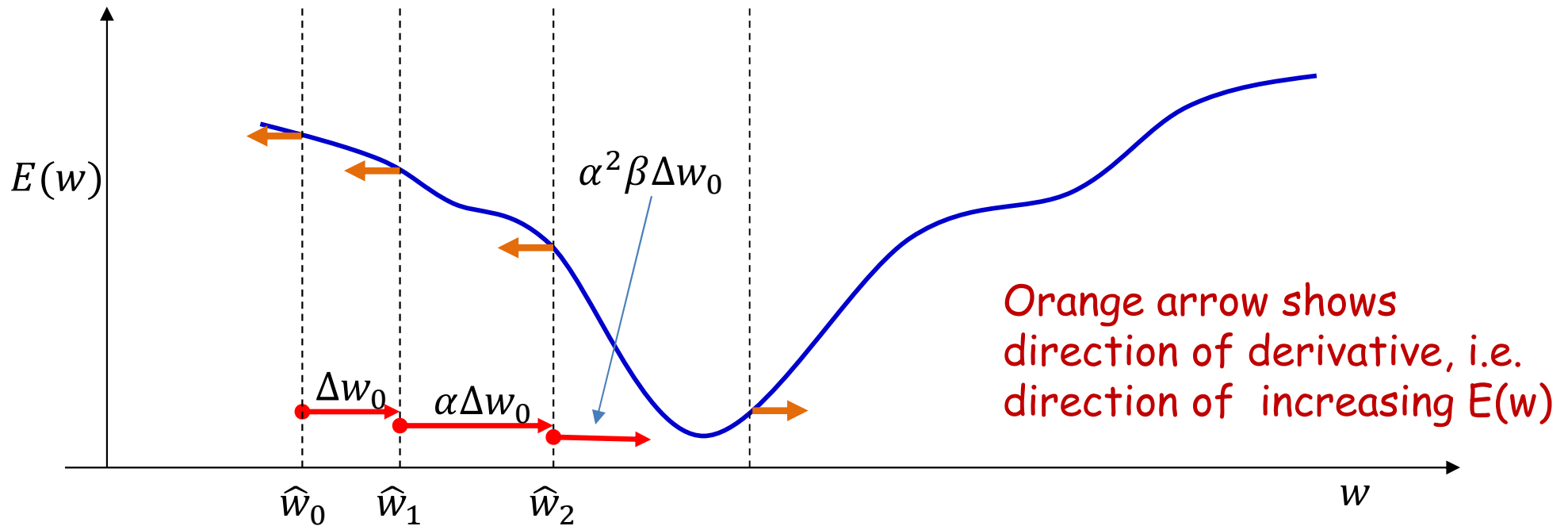
- Compute the derivative in the new location
 - If the derivative has changed sign

Rprop



- Compute the derivative in the new location
 - If the derivative has changed sign
 - Return to the previous location
 - $\hat{w} = \hat{w} + \Delta w$

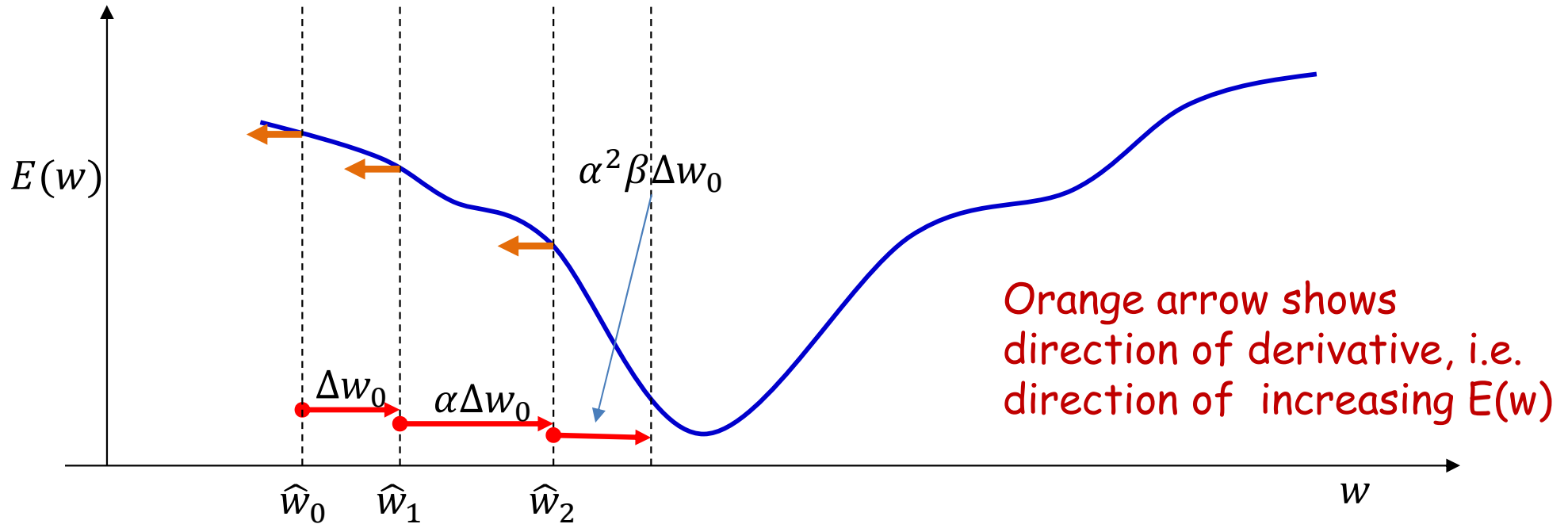
Rprop



- Compute the derivative in the new location
 - If the derivative has changed sign
 - Return to the previous location
 - $\hat{w} = \hat{w} + \Delta w$
 - Shrink the step
 - $\Delta w = \beta \Delta w$

$\beta < 1$

Rprop



- Compute the derivative in the new location
 - If the derivative has changed sign
 - Return to the previous location
 - $\hat{w} = \hat{w} + \Delta w$
 - Shrink the step
 - $\Delta w = \beta \Delta w$
 - Take the smaller step forward
 - $\hat{w} = \hat{w} - \Delta w$

$\beta < 1$

Rprop (simplified)

- Set $\alpha = 1.2, \beta = 0.5$
- For each layer l , for each i, j :
 - Initialize $w_{l,i,j}, \Delta w_{l,i,j} > 0$,
 - $prevD(l, i, j) = \frac{dLoss(w_{l,i,j})}{dw_{l,i,j}}$
 - $\Delta w_{l,i,j} = \text{sign}(prevD(l, i, j))\Delta w_{l,i,j}$
 - While not converged:
 - $w_{l,i,j} = w_{l,i,j} - \Delta w_{l,i,j}$
 - $D(l, i, j) = \frac{dLoss(w_{l,i,j})}{dw_{l,i,j}}$
 - If $\text{sign}(prevD(l, i, j)) == \text{sign}(D(l, i, j))$:
 - $\Delta w_{l,i,j} = \min(\alpha\Delta w_{l,i,j}, \Delta_{max})$
 - $prevD(l, i, j) = D(l, i, j)$
 - else:
 - $w_{l,i,j} = w_{l,i,j} + \Delta w_{l,i,j}$
 - $\Delta w_{l,i,j} = \max(\beta\Delta w_{l,i,j}, \Delta_{min})$

Ceiling and floor on step



Rprop (simplified)

- Set $\alpha = 1.2, \beta = 0.5$
- For each layer l , for each i, j :
 - Initialize $w_{l,i,j}, \Delta w_{l,i,j} > 0$,
 - $prevD(l, i, j) = \frac{dLoss(w_{l,i,j})}{dw_{l,i,j}}$
 - $\Delta w_{l,i,j} = \text{sign}(prevD(l, i, j))\Delta w_{l,i,j}$
 - While not converged:
 - $w_{l,i,j} = w_{l,i,j} - \Delta w_{l,i,j}$
 - $D(l, i, j) = \frac{dLoss(w_{l,i,j})}{dw_{l,i,j}}$
 - If $\text{sign}(prevD(l, i, j)) == \text{sign}(D(l, i, j))$:
 - $\Delta w_{l,i,j} = \alpha\Delta w_{l,i,j}$
 - $prevD(l, i, j) = D(l, i, j)$
 - else:
 - $w_{l,i,j} = w_{l,i,j} + \Delta w_{l,i,j}$
 - $\Delta w_{l,i,j} = \beta\Delta w_{l,i,j}$

Obtained via backprop

Note: Different parameters updated independently

RProp

- A remarkably simple first-order algorithm, that is frequently much more efficient than gradient descent.
 - And can even be competitive against some of the more advanced second-order methods
- Only makes minimal assumptions about the loss function
 - No convexity assumption

Poll 3 (@423)

The derivative of the loss w.r.t a parameter w , computed at the current estimate is positive. After taking a step (updating the parameter by a increment dw) the sign of the derivative becomes negative. Mark all true statements

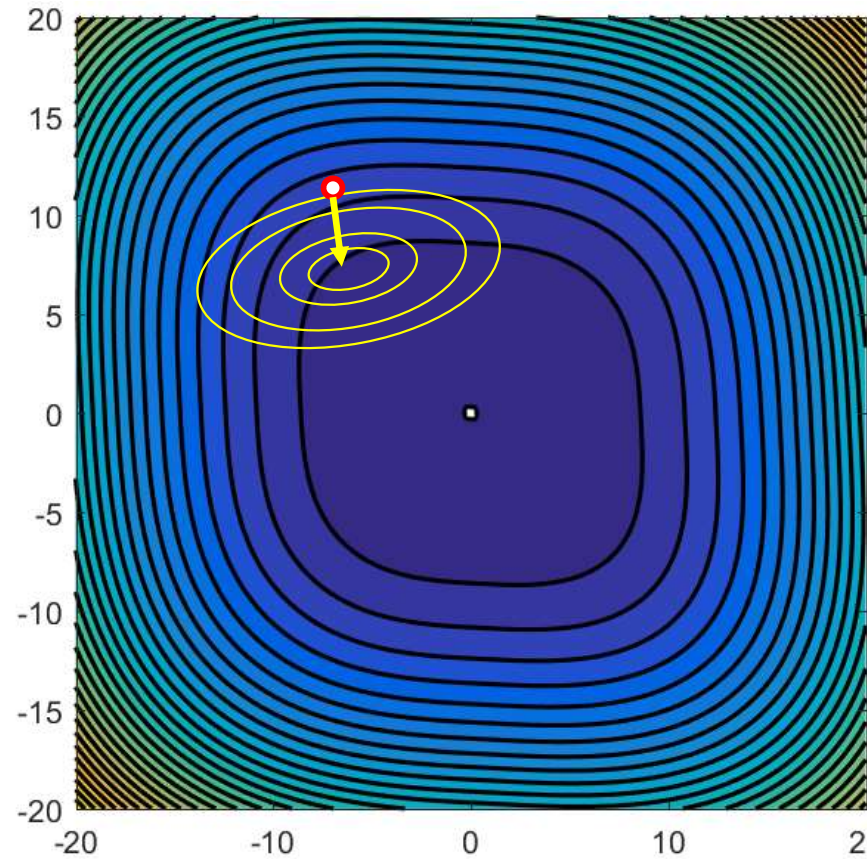
- Rprop will revert to the earlier estimate and take a smaller step
- Rprop will change direction and begin taking steps in the opposite direction

Poll 3

The derivative of the loss w.r.t a parameter w , computed at the current estimate is positive. After taking a step (updating the parameter by a increment dw) the sign of the derivative becomes negative. Mark all true statements

- Rprop will revert to the earlier estimate and take a smaller step (**true**)
- Rprop will change direction and begin taking steps in the opposite direction

QuickProp

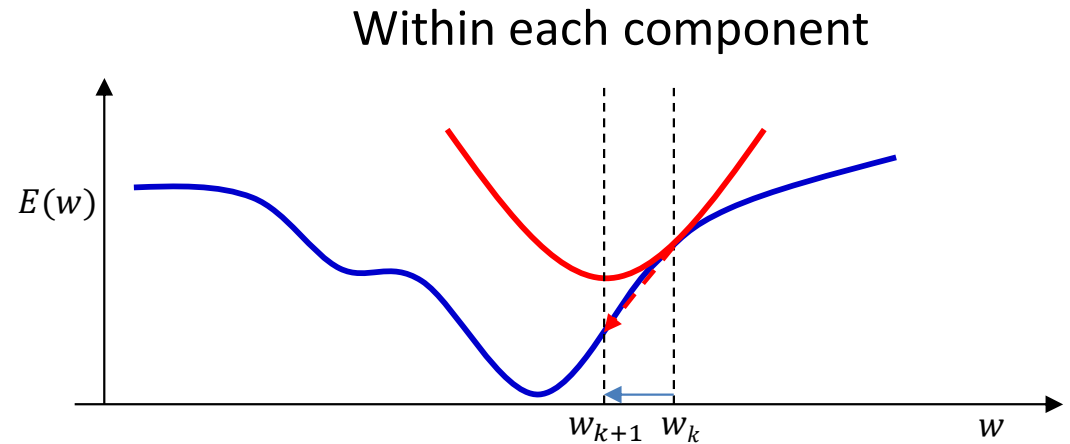
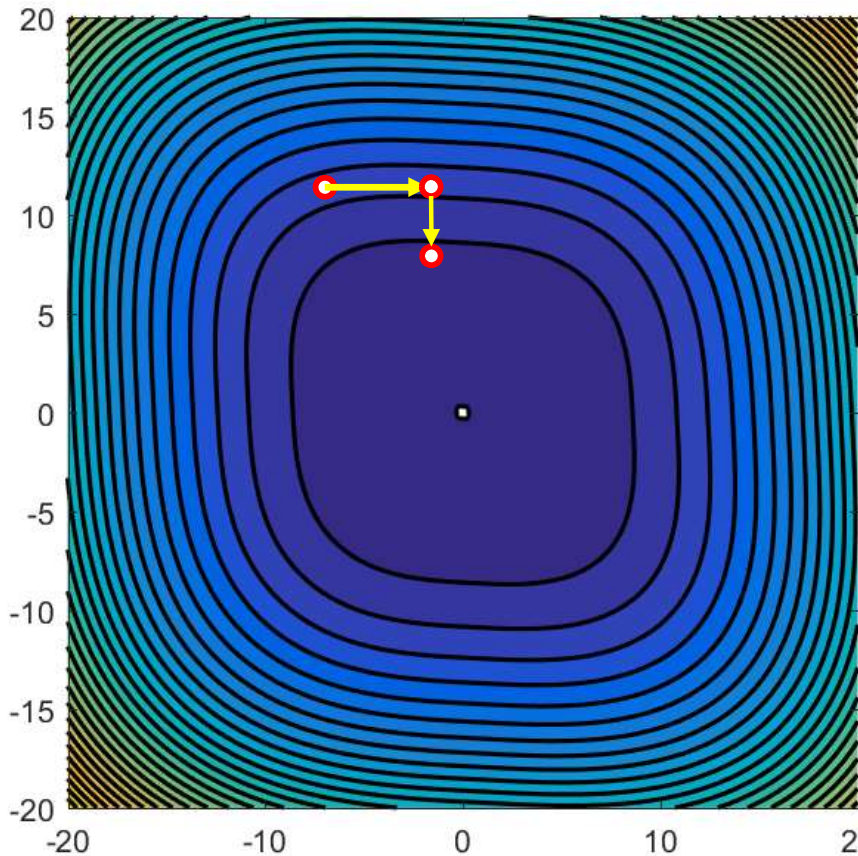


- Quickprop employs the Newton updates with two modifications

$$\mathbf{w}^{(k+1)} = \mathbf{w}^{(k)} - \eta H_E(\mathbf{w}^{(k)})^{-1} \nabla_{\mathbf{w}} E(\mathbf{w}^{(k)})^T$$

- But with two modifications

QuickProp: Modification 1

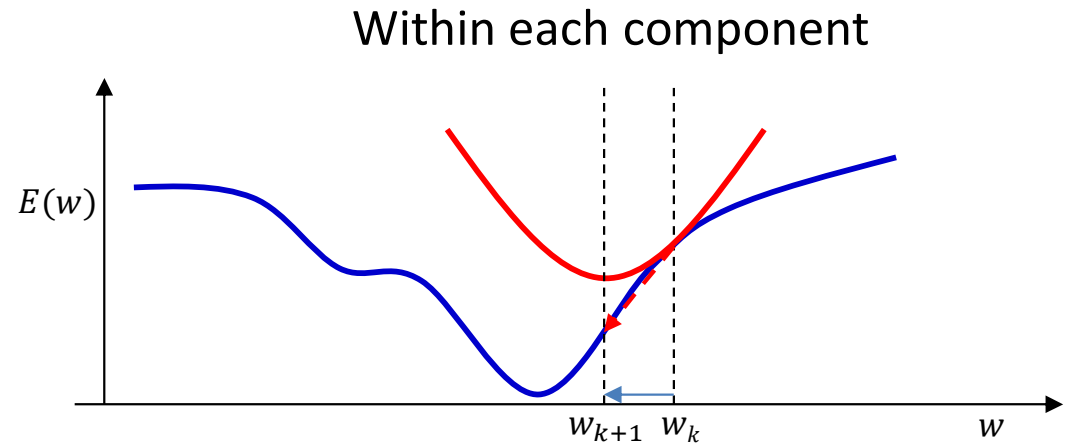
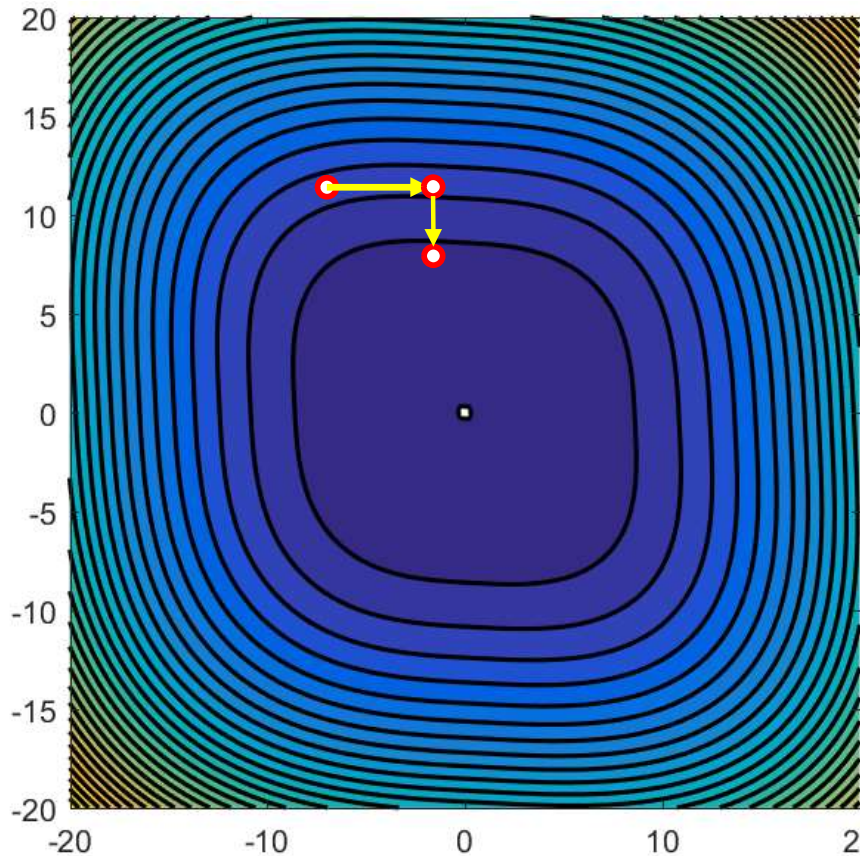


- It treats each dimension independently
- For $i = 1:N$

$$w_i^{k+1} = w_i^k - E''(w_i^k | w_j^k, j \neq i)^{-1} E'(w_i^k | w_j^k, j \neq i)$$

- This eliminates the need to compute and invert expensive Hessians

QuickProp: Modification 2



- **It approximates the second derivative through finite differences**

- For $i = 1:N$

$$w_i^{k+1} = w_i^k - D(w_i^k, w_i^{k-1})^{-1} E'(w_i^k | w_j^k, j \neq i)$$

- This eliminates the need to compute expensive double derivatives

QuickProp

$$w^{(k+1)} = w^{(k)} - \underbrace{\left(\frac{E'(w^{(k)}) - E'(w^{(k-1)})}{\Delta w^{(k-1)}} \right)^{-1}}_{\text{Finite-difference approximation to double derivative}} E'(w^{(k)})$$

Finite-difference approximation to double derivative obtained assuming a quadratic $E()$

- Updates are independent for every parameter
- For every layer l , for every connection from node i in the $(l - 1)^{\text{th}}$ layer to node j in the l^{th} layer:

$$\Delta w_{l,ij}^{(k)} = \frac{\Delta w_{l,ij}^{(k-1)}}{Err' (w_{l,ij}^{(k)}) - Err' (w_{l,ij}^{(k-1)})} Err' (w_{l,ij}^{(k)})$$

$$w_{l,ij}^{(k+1)} = w_{l,ij}^{(k)} - \Delta w_{l,ij}^{(k)}$$

QuickProp

$$w^{(k+1)} = w^{(k)} - \underbrace{\left(\frac{E'(w^{(k)}) - E'(w^{(k-1)})}{\Delta w^{(k-1)}} \right)^{-1}}_{\text{Finite-difference approximation to double derivative}} E'(w^{(k)})$$

Finite-difference approximation to double derivative obtained assuming a quadratic $E()$

- Updates are independent for every parameter
- For every layer l , for every connection from node i in the $(l - 1)^{\text{th}}$ layer to node j in the l^{th} layer:

$$\Delta w_{l,ij}^{(k)} = \frac{\Delta w_{l,ij}^{(k-1)}}{Err' (w_{l,ij}^{(k)}) - Err' (w_{l,ij}^{(k-1)})} \underbrace{Err' (w_{l,ij}^{(k)})}_{\text{Computed using backprop}}$$

$$w_{l,ij}^{(k+1)} = w_{l,ij}^{(k)} - \Delta w_{l,ij}^{(k)}$$

Computed using backprop

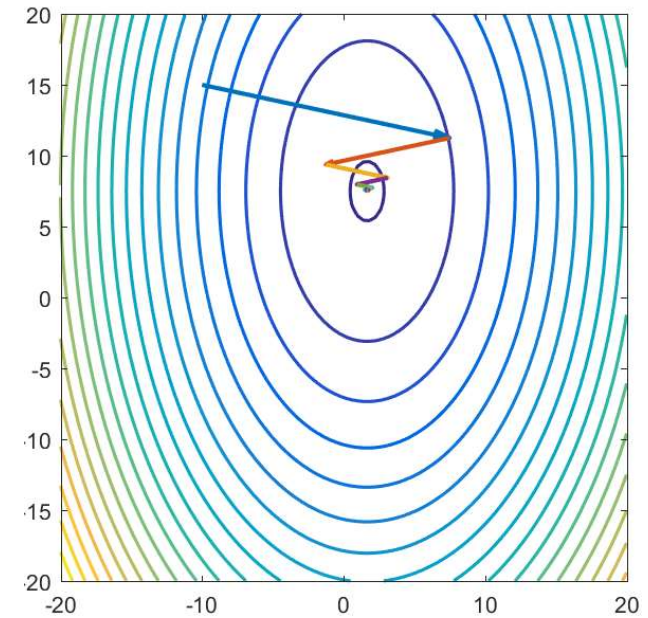
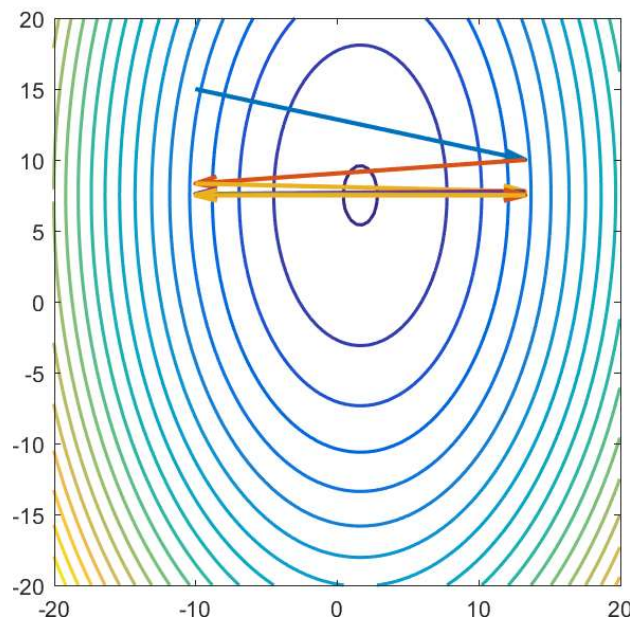
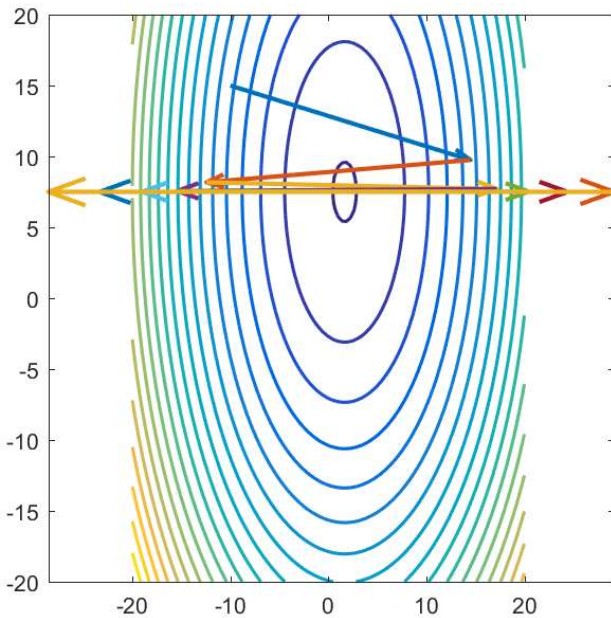
Quickprop

- Employs Newton updates with empirically derived derivatives
- Prone to some instability for non-convex objective functions
- But is still one of the fastest training algorithms for many problems

Story so far : Convergence

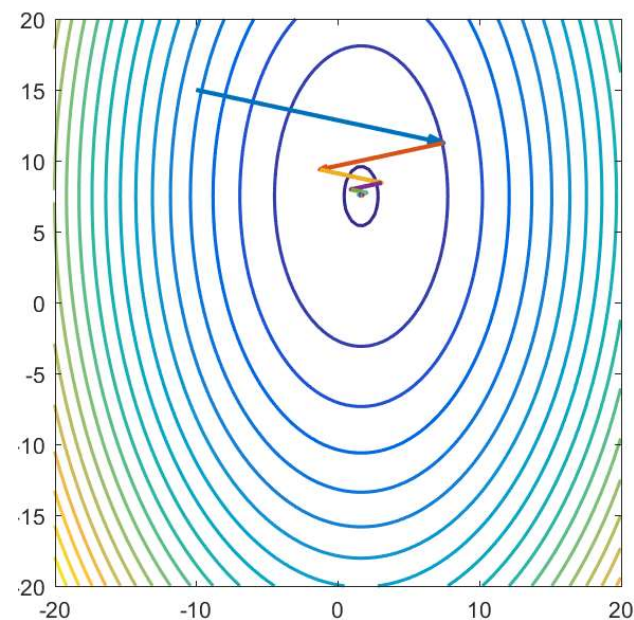
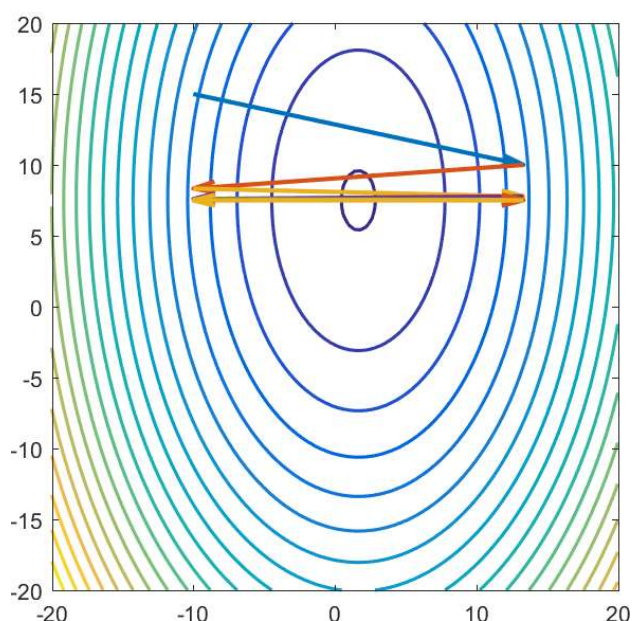
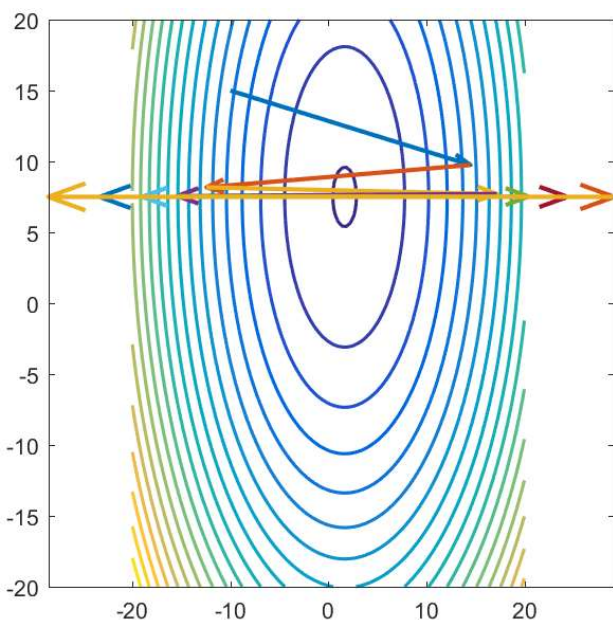
- Gradient descent can miss obvious answers
 - And this may be a *good* thing
- Vanilla gradient descent may be too slow or unstable due to the differences between the dimensions
- Second order methods can normalize the variation across dimensions, but are complex
- Adaptive or decaying learning rates can improve convergence
- Methods that decouple the dimensions can improve convergence

A closer look at the convergence problem



- With dimension-independent learning rates, the solution will converge smoothly in some directions, but oscillate or diverge in others

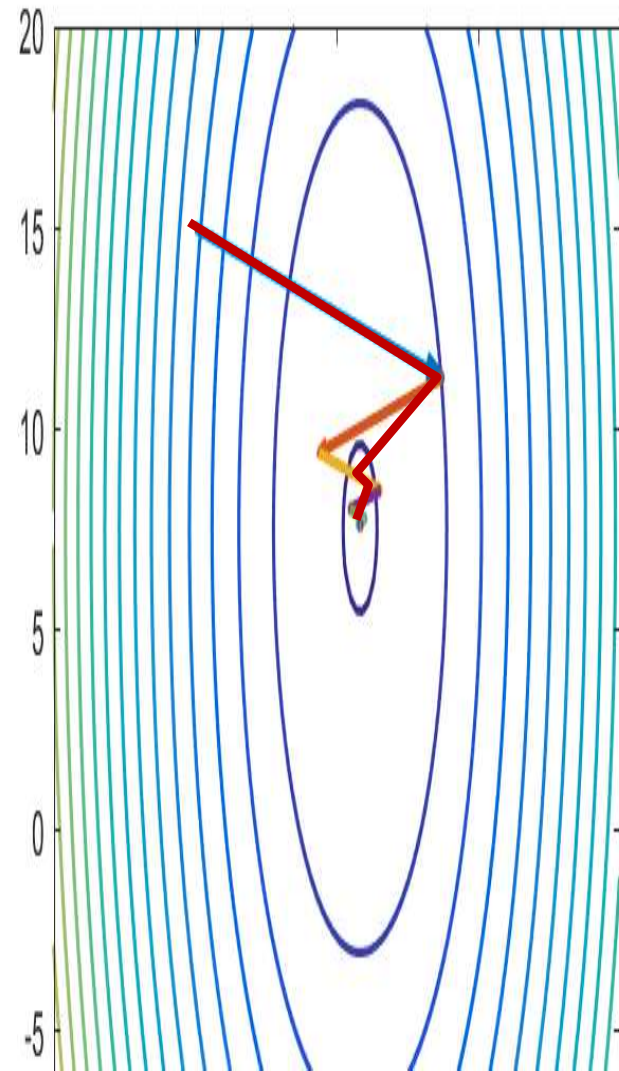
A closer look at the convergence problem



- With dimension-independent learning rates, the solution will converge smoothly in some directions, but oscillate or diverge in others
- **Proposal:**
 - Keep track of oscillations
 - Emphasize steps in directions that converge smoothly
 - Shrink steps in directions that bounce around..

The momentum methods

- Maintain a running average of all past steps
 - In directions in which the convergence is smooth, the average will have a large value
 - In directions in which the estimate swings, the positive and negative swings will cancel out in the average
- Update with the running average, rather than the current gradient

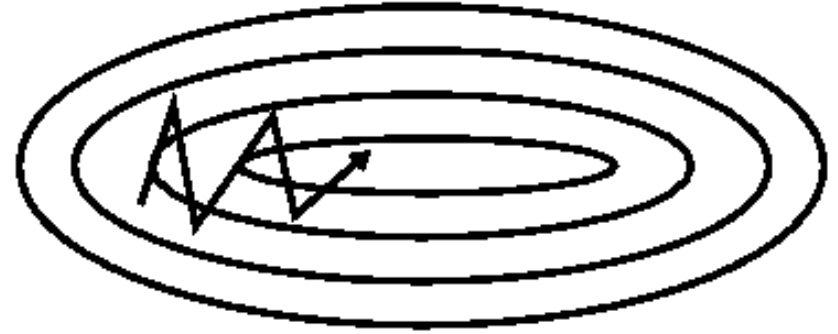


Momentum Update

Plain gradient update



With momentum



- The momentum method maintains a running average of all gradients until the *current* step

$$gradientstep = -\eta \nabla_W Loss(W^{(k-1)})^T$$

$$\Delta W^{(k)} = \beta \Delta W^{(k-1)} + gradientstep$$

$$W^{(k)} = W^{(k-1)} + \Delta W^{(k)}$$

- Typical β value is 0.9
- The running average steps
 - Get longer in directions where gradient retains the same sign
 - Become shorter in directions where the sign keeps flipping

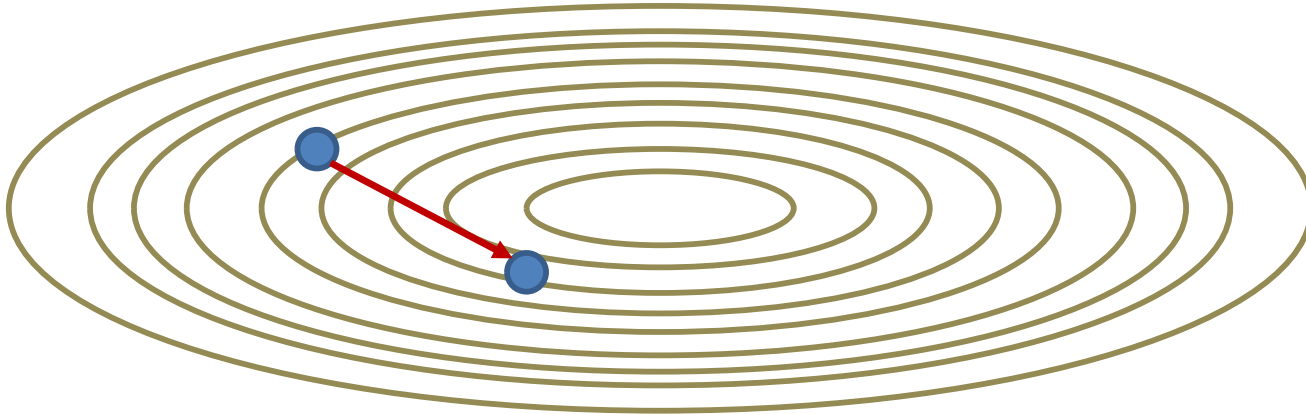
Training by gradient descent

- Initialize all weights $\mathbf{W}_1, \mathbf{W}_2, \dots, \mathbf{W}_K$
- Do:
 - For all i, j, k , initialize $\nabla_{W_k} Loss = 0$
 - For all $t = 1:T$
 - For every layer k :
 - Compute $\nabla_{W_k} Div(Y_t, d_t)$
 - Compute $\nabla_{W_k} Loss += \frac{1}{T} \nabla_{W_k} Div(Y_t, d_t)$
 - For every layer k :
$$W_k = W_k - \eta(\nabla_{W_k} Loss)^T$$
- Until $Loss$ has converged

Training with momentum

- Initialize all weights $\mathbf{W}_1, \mathbf{W}_2, \dots, \mathbf{W}_K$
- Do:
 - For all layers k , initialize $\nabla_{W_k} Loss = 0, \Delta W_k = 0$
 - For all $t = 1:T$
 - For every layer k :
 - Compute gradient $\nabla_{W_k} Div(Y_t, d_t)$
 - $\nabla_{W_k} Loss += \frac{1}{T} \nabla_{W_k} Div(Y_t, d_t)$
 - For every layer k
$$\Delta W_k = \beta \Delta W_k - \eta (\nabla_{W_k} Loss)^T$$
$$W_k = W_k + \Delta W_k$$
- Until $Loss$ has converged

Momentum Update

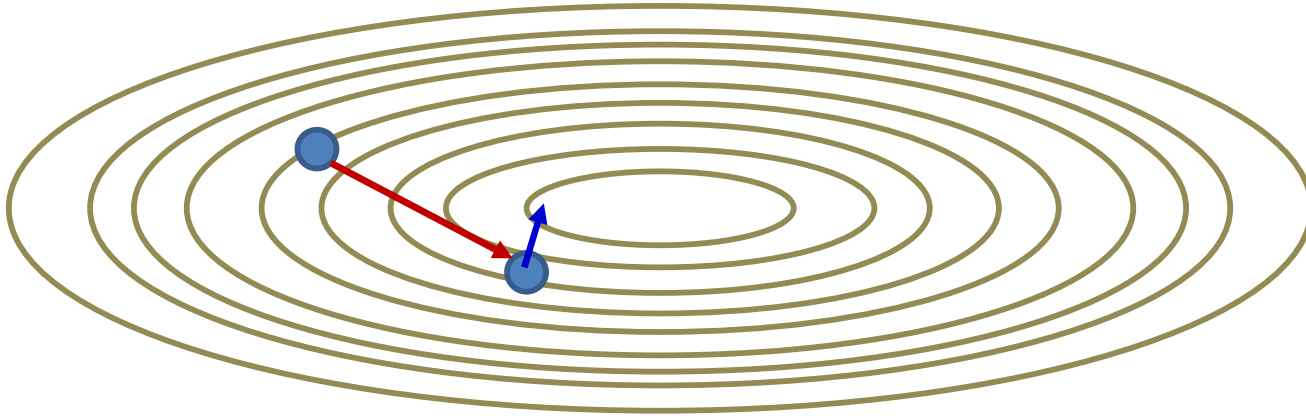


- The momentum method

$$\Delta W^{(k)} = \beta \Delta W^{(k-1)} - \eta \nabla_W \text{Loss}(W^{(k-1)})^T$$

- At any iteration, to compute the current step:

Momentum Update

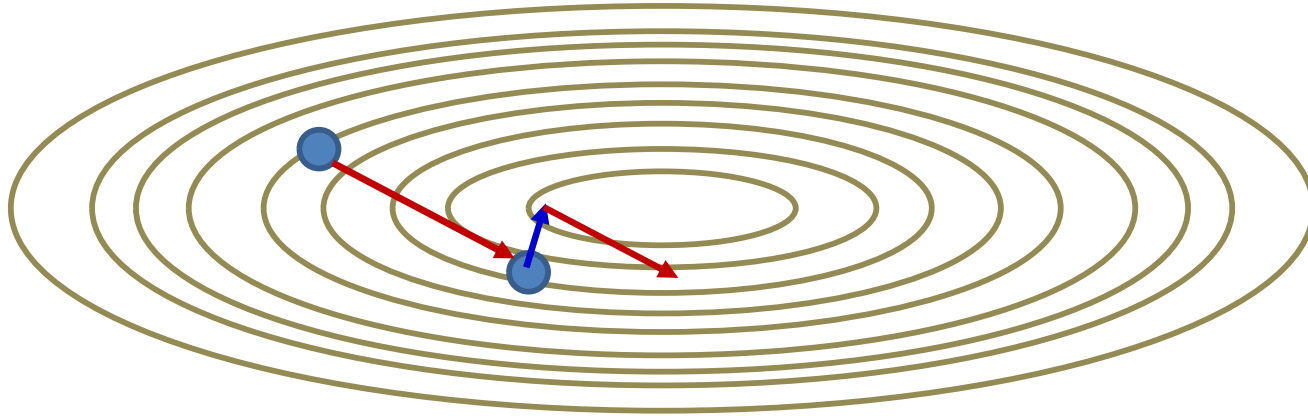


- The momentum method

$$\Delta W^{(k)} = \beta \Delta W^{(k-1)} - \eta \nabla_W \text{Loss}(W^{(k-1)})^T$$

- At any iteration, to compute the current step:
 - First computes the gradient step at the current location

Momentum Update

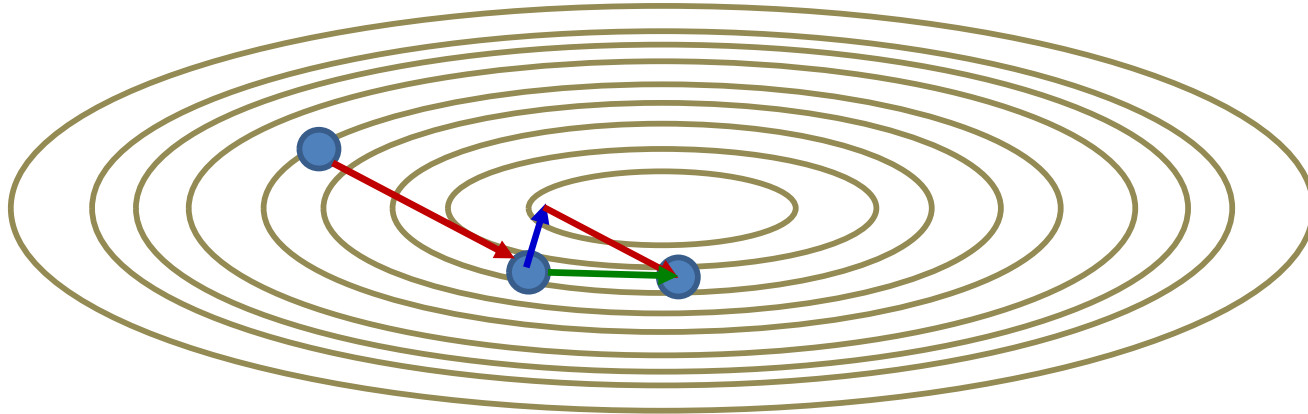


- The momentum method

$$\Delta W^{(k)} = \beta \Delta W^{(k-1)} - \eta \nabla_W \text{Loss}(W^{(k-1)})^T$$

- At any iteration, to compute the current step:
 - First computes the gradient step at the current location
 - Then adds in the scaled *previous* step
 - Which is actually a running average

Momentum Update

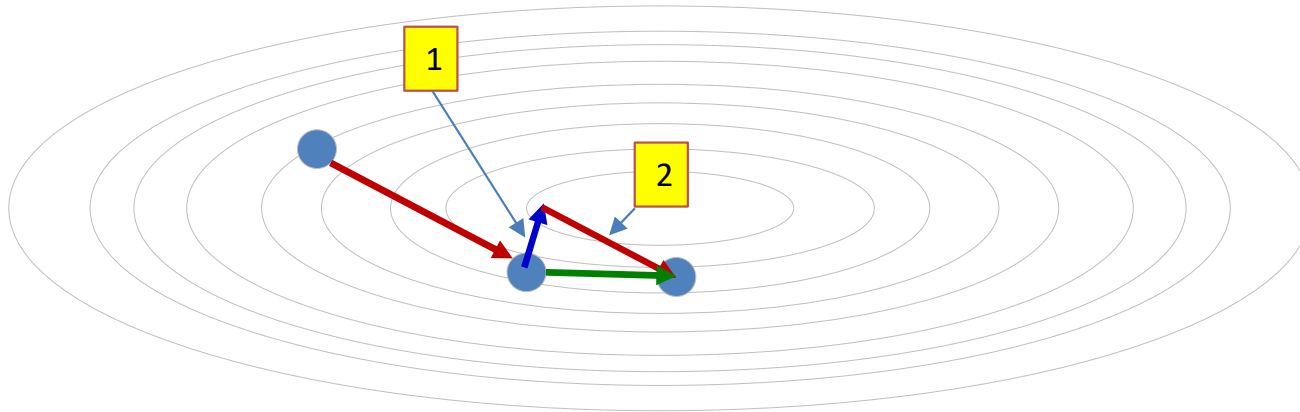


- The momentum method

$$\Delta W^{(k)} = \beta \Delta W^{(k-1)} - \eta \nabla_W \text{Loss}(W^{(k-1)})^T$$

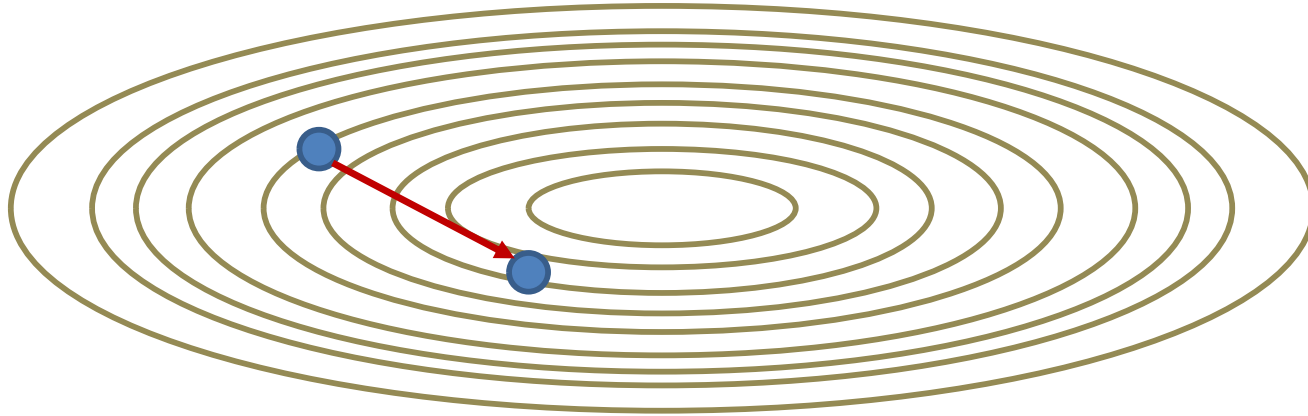
- At any iteration, to compute the current step:
 - First computes the gradient step at the current location
 - Then adds in the scaled *previous* step
 - Which is actually a running average
 - To get the final step

Momentum update



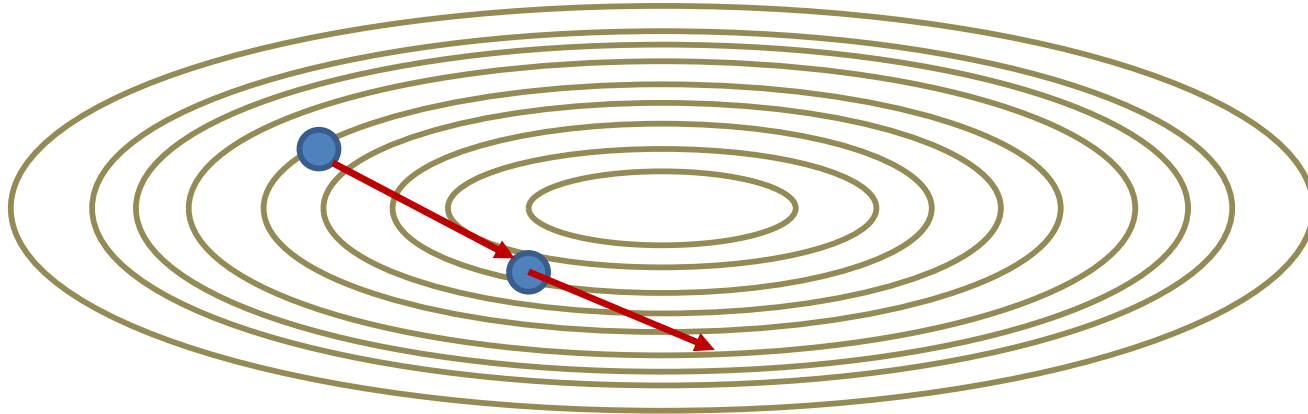
- Momentum update steps are actually computed in two stages
 - First: We take a step against the gradient at the current location
 - Second: Then we add a scaled version of the previous step
- The procedure can be made more optimal by reversing the order of operations..

Nestorov's Accelerated Gradient



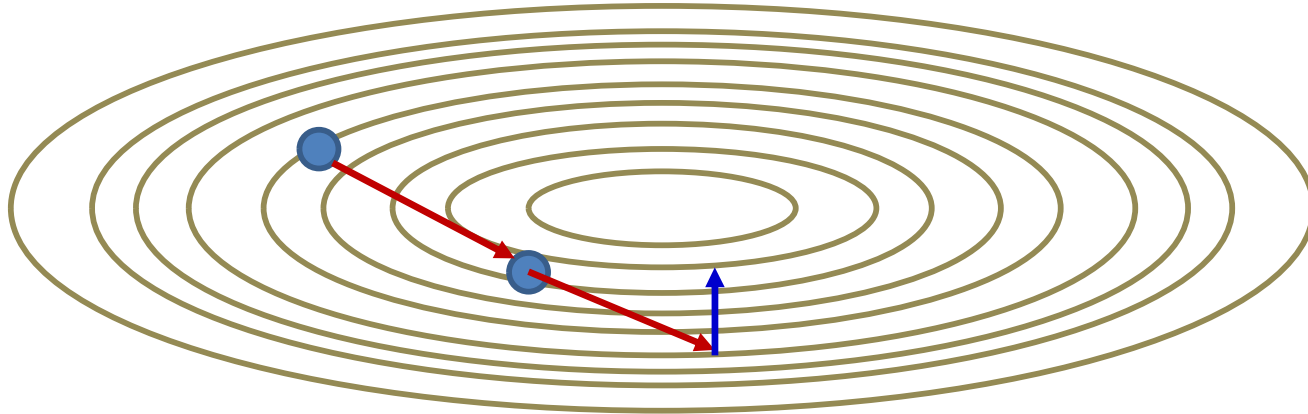
- Change the order of operations
- At any iteration, to compute the current step:

Nestorov's Accelerated Gradient



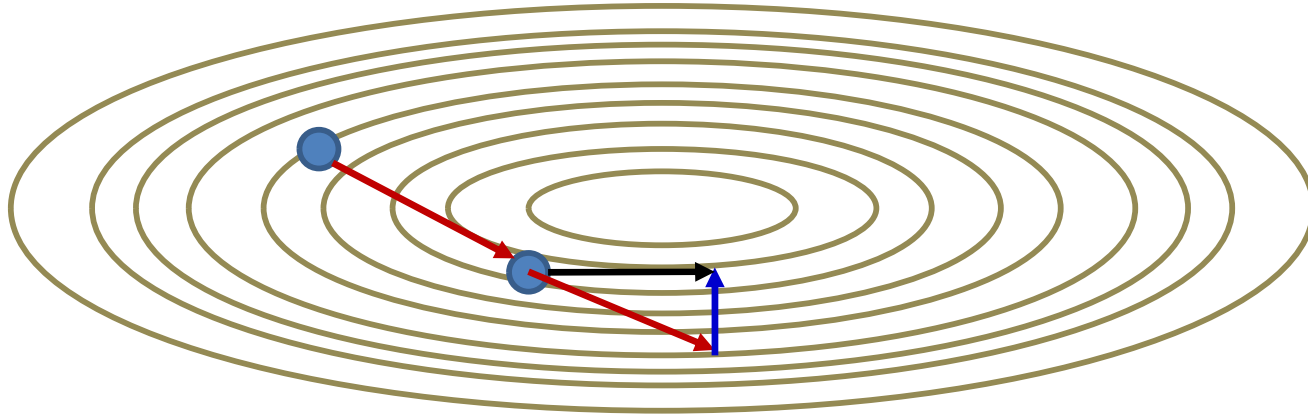
- Change the order of operations
- At any iteration, to compute the current step:
 - First extend the previous step

Nestorov's Accelerated Gradient



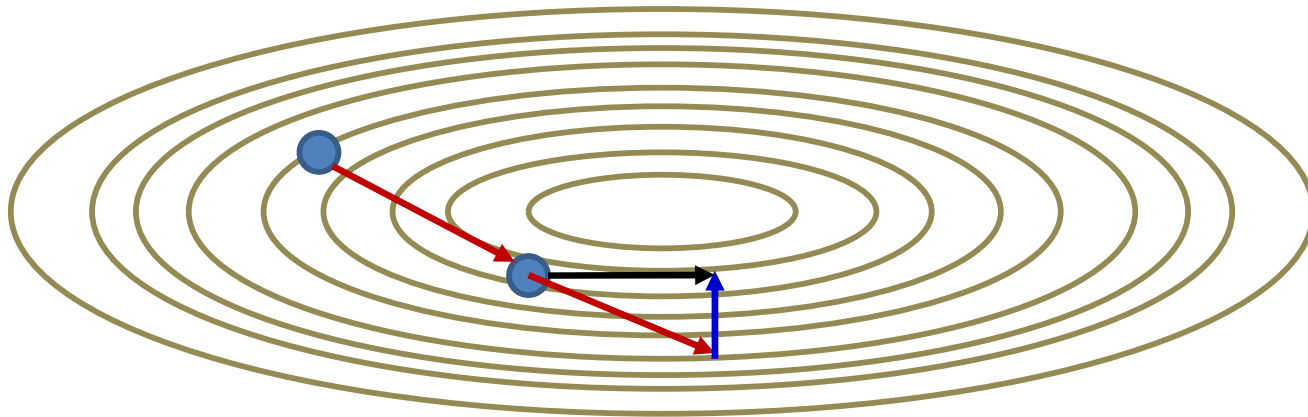
- Change the order of operations
- At any iteration, to compute the current step:
 - First extend the previous step
 - Then compute the gradient step at the resultant position

Nestorov's Accelerated Gradient



- Change the order of operations
- At any iteration, to compute the current step:
 - First extend the previous step
 - Then compute the gradient step at the resultant position
 - Add the two to obtain the final step

Nestorov's Accelerated Gradient

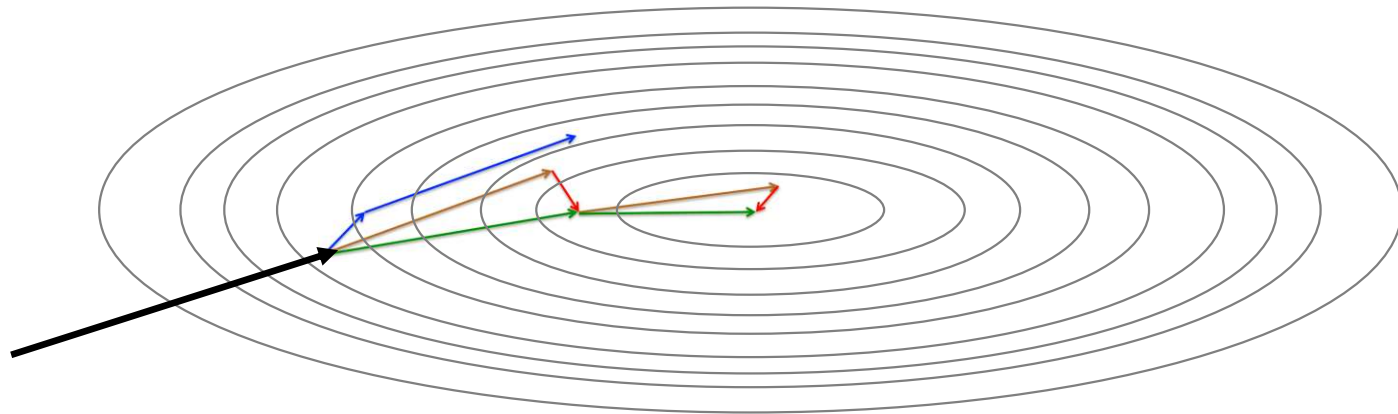


- Nestorov's method

$$\Delta W^{(k)} = \beta \Delta W^{(k-1)} - \eta \nabla_W \text{Loss}(W^{(k-1)} + \beta \Delta W^{(k-1)})^T$$

$$W^{(k)} = W^{(k-1)} + \Delta W^{(k)}$$

Nestorov's Accelerated Gradient



- Comparison with momentum (example from Hinton)
- Converges much faster

Training with Nestorov

- Initialize all weights $\mathbf{W}_1, \mathbf{W}_2, \dots, \mathbf{W}_K$
- Do:
 - For all layers k , initialize $\nabla_{W_k} Loss = 0, \Delta W_k = 0$
 - For every layer k
$$W_k = W_k + \beta \Delta W_k$$
 - For all $t = 1:T$
 - For every layer k :
 - Compute gradient $\nabla_{W_k} Div(Y_t, d_t)$
 - $\nabla_{W_k} Loss += \frac{1}{T} \nabla_{W_k} Div(Y_t, d_t)$
 - For every layer k
$$W_k = W_k - \eta (\nabla_{W_k} Loss)^T$$
$$\Delta W_k = \beta \Delta W_k - \eta (\nabla_{W_k} Loss)^T$$
- Until $Loss$ has converged

Momentum and trend-based methods..

- We will return to this topic again, very soon..

Poll 4 (@424)

On a flat surface of constant slope momentum methods will converge faster than vanilla gradient descent, true or false

- True
- False

Poll 4

On a flat surface of constant slope momentum methods will converge faster than vanilla gradient descent, true or false

- True
- False (**correct**) – momentum only changes step size

Story so far

- Gradient descent can miss obvious answers
 - And this may be a *good* thing
- Vanilla gradient descent may be too slow or unstable due to the differences between the dimensions
- Second order methods can normalize the variation across dimensions, but are complex
- Adaptive or decaying learning rates can improve convergence
- Methods that decouple the dimensions can improve convergence
- Momentum methods which emphasize directions of steady improvement are demonstrably superior to other methods

Coming up

- Incremental updates
- Revisiting “trend” algorithms
- Generalization
- Tricks of the trade
 - Divergences..
 - Activations
 - Normalizations